



सत्यमेव जयते

**GOVERNMENT OF INDIA**  
**MINISTRY OF HOME AFFAIRS**



**ANNUAL REPORT**  
**2019-20**





सत्यमेव जयते

**GOVERNMENT OF INDIA**  
**MINISTRY OF HOME AFFAIRS**

**Annual Report**  
**2019-20**





## CONTENTS

|  |         |
|--|---------|
| <b>Chapter - 1</b><br>Mandate and Organisational Structure of the Ministry of Home Affairs | 1-5     |
| <b>Chapter - 2</b><br>Internal Security  | 6-28    |
| <b>Chapter - 3</b><br>Border Management  | 29-48   |
| <b>Chapter - 4</b><br>Centre-State Relations   | 49-53   |
| <b>Chapter - 5</b><br>Crime Scenario in the Country  | 54-61   |
| <b>Chapter - 6</b><br>Human Rights and National Integration                                | 62-69   |
| <b>Chapter - 7</b><br>Union Territories  | 70-113  |
| <b>Chapter - 8</b><br>Police Forces  | 114-152 |
| <b>Chapter - 9</b><br>Other Police Organizations and Institutions                          | 153-179 |
| <b>Chapter - 10</b><br>Disaster Management   | 180-200 |
| <b>Chapter - 11</b><br>International Cooperation   | 201-214 |
| <b>Chapter - 12</b><br>Major Initiatives and Schemes                                       | 215-236 |
| <b>Chapter - 13</b><br>Foreigners, Freedom Fighters' Pension and Rehabilitation            | 237-256 |
| <b>Chapter - 14</b><br>Women Safety  | 257-273 |
| <b>Chapter - 15</b><br>Jammu, Kashmir and Ladakh Affairs                                   | 274-289 |
| <b>Chapter - 16</b><br>Registrar General and Census Commissioner, India                    | 290-306 |
| <b>Chapter - 17</b><br>Miscellaneous Issues  | 307-321 |
| <b>Annexures</b><br>(I-XIX)  | 323-363 |



## Chapter-1

# MANDATE AND ORGANISATIONAL STRUCTURE OF THE MINISTRY OF HOME AFFAIRS

1.1 The Ministry of Home Affairs (MHA) discharges multifarious responsibilities, the important among them being - internal security, border management, Centre-State relations, administration of Union Territories, management of Central Armed Police Forces, disaster management, etc. Though in terms of Entries 1 and 2 of List II - 'State List' - in the Seventh Schedule to the Constitution of India, 'public order' and 'police' are the responsibilities of States, Article 355 of the Constitution enjoins the Union to protect every State against external aggression and internal disturbance and to ensure that the Government of every State is carried on in accordance with the provisions of the Constitution. In pursuance of these obligations, the Ministry of Home Affairs continuously monitors the internal security situation, issues appropriate advisories, shares intelligence inputs, extends manpower and financial support, guidance and expertise to the State Governments for maintenance of security, peace and harmony without encroaching upon the constitutional rights of the States.

1.2 The information relating to Ministers, Home Secretary, Secretaries, Special Secretaries, Additional Secretaries and Joint Secretaries who held/ are holding position in the Ministry of Home Affairs during the year is at Annexure-I. The Organisational Chart has also been given at Annexure-II.

1.3 The list of existing Divisions/ Department of the Ministry of Home Affairs indicating major areas of their responsibility are as below:

### **Administration Division**

1.4 The Administration Division is responsible for handling all administrative and vigilance matters and allocation of work among various Divisions of the Ministry. Administration Division is also the Nodal Division for matters relating to Right to Information Act, 2005. The Division also deals with the administrative matters of the Secretariat Security Organisation.

### **Border Management-I (BM-I) Division**

1.5 BM-I Division deals with issues relating to strengthening of International land borders, their policing and guarding which encompasses management of land borders by creating and improving infrastructure works like border fencing, border roads, border flood lighting, Border Out Posts of border guarding forces along Indo-Pakistan, Indo-Bangladesh, Indo-China, Indo-Nepal, Indo-Bhutan and Indo-Myanmar borders. BM-I Division also deals with matters related to Empowered Committee on Border Infrastructure (ECBI).

### **Border Management-II (BM-II) Division**

1.6 BM-II Division deals with matters

relating to Border Area Development Programme (BADP), Coastal Security Schemes (CSS) and Land Ports Authority of India (LPAI). The BADP is a Core Centrally Sponsored Scheme being implemented through the State Governments as a part of comprehensive approach to the border management. The Coastal Security Scheme is implemented in Phases for providing financial assistance for creation of infrastructure relating to coastal security in the Coastal States/UTs. BM-II Division is also responsible for establishment matters of LPAI, which is entrusted with construction, development and maintenance of Integrated Check Post (ICPs) on the land borders of the country and coordination with various stakeholders for development of ICPs.

### **Coordination & International Co-operation (CIC) Division**

1.7 The CIC Division (Coordination Wing) deals with intra-Ministry coordination work, Parliamentary matters, public grievances (PGs), monitoring of court cases, official language, publication of annual report of the Ministry, website management, record retention schedule, custody of classified and non-classified records of the Ministry, matters relating to e-Samiksha, furnishing/publication of various reports relating to employment of SCs/STs and Persons with Disabilities, achievements of the Ministry etc.

1.8 The International Cooperation (IC) Wing of the Division is the nodal Division for all matters pertaining to finalization/negotiations of agreements/ treaties in respect of security cooperation, illicit trafficking in narcotic drugs and bilateral Mutual Legal Assistance Treaties (MLATs). It is also the focal

point in MHA for work in respect of SAARC, BIMSTEC, ASEAN, Shanghai Cooperation Organisation (SCO) etc. The Division also coordinates the matters relating to security clearances in respect of all MoUs/Agreements signed with foreign countries and bilateral dialogues/meetings at Home Minister and Home Secretary level.

### **Centre-State (CS) Division**

1.9 The CS Division deals with Centre-State relations, including working of the constitutional provisions governing such relations, appointment of Governors, creation of new States, nominations to the Rajya Sabha / Lok Sabha, Inter-State boundary disputes, over-seeing the crime situation in States, imposition of President's Rule, etc.

1.10 Public Section in CS Division handles the work related to Bharat Ratna Award, Padma Awards, Warrant of Precedence, Ashok Chakra series of Gallantry Awards, Jeevan Raksha Padak, National Flag, National Anthem, State Emblem of India etc.

### **Cyber and Information Security (CIS) Division**

1.11 CIS Division was created in October, 2017 to address the issue of growing concerns of cyber security and cyber crime in the country. The CIS Division handles matters/work relating to implementation of National Information Security Policy and Guidelines (NISPG) by all the Ministries and Departments, cyber security and risk assessment of IT infrastructure of various Government Ministries/ Departments/ Organizations, coordination in handling of cyber crime in the country, Scheme on prevention of cybercrimes against women and

children, Indian Cyber Crime Coordination Centre (I4C) Scheme, establishment of cyber forensic laboratories, regular information security audits, international conventions on cyber security and cybercrimes, Lawful Interception and National Intelligence Grid (NATGRID).

### **Counter Terrorism and Counter Radicalization (CTCR) Division**

1.12 Counter Terrorism and Counter Radicalization Division deals with matters relating to policy and operational issues on terrorism, counter radicalization/ de-radicalization, combating financing of terrorism and administrative, financial and statutory matters of National Investigation Agency (NIA).

### **Disaster Management (DM) Division**

1.13 DM Division is responsible for legislation, policy, capacity building, prevention, mitigation, long term rehabilitation, response, relief and preparedness for natural calamities and man-made disasters (except drought and epidemics).

### **Finance Division**

1.14 The Division is responsible for formulating, operating and controlling the budget of the Ministry and other matters pertaining to expenditure control & monitoring and financial advice, etc.

### **Foreigners Division**

1.15 Foreigners Division deals with all matters relating to visa, Protected Area Permit (PAP) / Restricted Area Permit (RAP) regimes, immigration, citizenship, overseas citizenship of India, acceptance of foreign contribution and hospitality.

### **Freedom Fighters and Rehabilitation (FFR) Division**

1.16 FFR Division frames and implements the Swatantrata Sainik Samman Pension Scheme and the schemes for rehabilitation of migrants from former West Pakistan/East Pakistan and provision of relief to Sri Lankan and Tibetan refugees.

### **Internal Security (IS) Division**

1.17 Internal Security Division deals with matters relating to internal security, law & order, Punjab; protection of human rights; national integration, communal harmony, Ayodhya, observance of National Unity Day; arms and explosives; security clearances of projects and proposals; matters relating to Bureau of Police Research and Development (BPR&D) and establishment of National Police University.

1.18 Internal Security Division also deals with matters relating to extradition, mutual legal assistance, Interpol, Drug Law Enforcement & Narcotics Control Bureau (NCB), the National Security Act and Central Scheme for Assistance to Civilian Victim/ Families of Victims of Terrorist/ Communal/ LWE Violence and Cross Border Firing and Mine/Improvised Explosive Device (IED) Blasts on Indian Territory.

### **Department of Jammu, Kashmir and Ladakh Affairs**

1.19 After the erstwhile State of Jammu & Kashmir was reorganized into the Union Territory (UT) of Jammu and Kashmir and Union Territory of Ladakh as per the Jammu and

Kashmir Reorganisation Act, 2019, the Department of Jammu and Kashmir Affairs has also been restructured and renamed as the Department of Jammu, Kashmir and Ladakh Affairs.

1.20 The Department of Jammu, Kashmir and Ladakh Affairs deals with all matters relating to the UT of Jammu and Kashmir & UT of Ladakh, including Counter-terrorism within Jammu and Kashmir and coordination with respect of subjects/matters specifically allotted to any other Ministry/Department of the Government of India. The Department also coordinates with various Ministries/Departments for the accelerated implementation of various Flagship Schemes and Individual Beneficiary Centric Schemes of Government of India, major projects of economic importance including Prime Minister's Development Package (PMDP) in Jammu, Kashmir & Ladakh.

### **Judicial Wing**

1.21 The Judicial Wing deals with all the matters relating to the legislative aspects of the Indian Penal Code (IPC), Code of Criminal Procedure (CrPC) and also the Commission of Inquiry Act. It also handles matters relating to the State legislations which require the assent of the President of India under the Constitution, political pension to erstwhile rulers before independence and mercy petitions under Article 72 of the Constitution of India.

### **Left Wing Extremism (LWE) Division**

1.22 LWE Division monitors the LWE situation and counter-measures being taken by the affected States with the objective of improving ground-level policing and

development response as per the location specific action plans formulated / to be formulated by the affected States. It also reviews proper implementation of various developmental schemes of Ministries / Departments concerned in the LWE affected areas and optimum utilisation of funds released under such schemes.

### **North East (NE) Division**

1.23 The NE Division deals with the internal security and law & order situation in the North-Eastern States, including matters relating to insurgency and talks with various extremist groups operating in that region.

### **Police - I (P-I) Division**

1.24 Police-I Division functions as the cadre controlling authority in respect of Indian Police Service (IPS) and also deals with all matters relating to training of police personnel, award of President's Police Medals for Meritorious/Distinguished service and Gallantry, etc.

### **Police - II (P-II) Division**

1.25 Police-II Division deals with all matters relating to Central Armed Police Forces (CAPFs), including their deployment.

### **Police Modernisation (PM) Division**

1.26 The PM Division handles work relating to modernisation of State Police Forces, provisioning of various items for modernisation of Central Armed Police Forces (CAPFs), police communication, police reforms, Administration of Private Security Agencies (Regulation) Act, 2005, etc.



### **Union Territories (UT) Division**

1.27 The UT Division deals with all legislative and constitutional matters relating to Union Territories, including National Capital Territory of Delhi but excluding newly created UTs of Jammu and Kashmir and Ladakh. It also functions as the cadre controlling authority of the Arunachal Pradesh-Goa-Mizoram and Union Territory (AGMUT) cadre of the Indian Administrative Service (IAS) / Indian Police Service (IPS) as also Delhi-Andaman and Nicobar Island Civil Service (DANICS) / Delhi-Andaman and Nicobar Island Police Service (DANIPS). It is also responsible for overseeing the crime, and law & order situation in the Union Territories.

### **Women Safety (WS) Division**

1.28 This Division is responsible for policy formulation, planning, coordinating, formulating and implementing projects/ schemes to assist States/ Union Territories to achieve the objective to strengthen measures for safety of women in the country and instill greater sense of security in them through speedy and effective administration of justice in a holistic manner and by providing a safer environment for women, as also prison reforms and related subjects. This inter-alia includes increased use of IT and technology in criminal justice system and enabling a supportive eco-system for forensic sciences and crime & criminal records.

\*\*\*\*\*

2.1 Internal security issues in the country can broadly be categorized as follows: -

- (a) Terrorism in the hinterland of the country
- (b) Left Wing Extremism (LWE) in certain areas
- (c) Insurgency in the North Eastern States
- (d) Cross-Border terrorism in Jammu & Kashmir (details in Chapter-XV)

2.2. During the year, the internal security situation in the country remained under control. The Government of India accorded due priority to enhancing internal security. The principal focus on the internal security front remained on countering terrorism in Jammu and Kashmir, improving the security scenario in the North Eastern States, combating Left Wing Extremism and maintaining peace in the hinterland of the country. While the details in respect of Jammu and Kashmir are covered in Chapter- XV, the security situation in respect of (a), (b) and (c) are as under:

### 2.3 Capacity Building in countering Terrorism

- (a) Keeping in mind that the States' Forces are first responders to any terrorist incident, the Government has devised programmes for Capacity Building of States' Forces in intelligence collection,

responding to terror incidents and investigation of terror cases. As on 31.12.2019, 2,255 officers have been trained in 43 training programmes conducted by the Central Agencies.

- (b) The names of terrorist organisations or individuals, indulged in terrorist acts are listed in the First Schedule and Fourth Schedule of Unlawful Activities (Prevention) Act, 1967 (UAPA), respectively. During the year 2019-20, the Government has added the name of Jamaat-ul-Mujahideen Bangladesh (JMB) or Jamaat-ul-Mujahideen India or Jamaat-ul-Mujahideen Hindustan and all its manifestations as terrorist organizations. Also, the Government has listed four individuals as terrorists in the Fourth Schedule of UAPA during the year 2019-20 viz. Maulana Masood Azhar, Hafiz Saeed, Zaki-ur-Rehman Lakhvi and Dawood Ibrahim Kaskar. These individuals have already been declared as global terrorists by the United Nations.
- (c) Ministry of Home Affairs actively participated in the Joint Working Group Meetings on Counter Terrorism with foreign countries like Australia, Canada, Italy, United States of America, Russia, United Kingdom, Germany and BRICS.



## Activities of Religious Fundamentalist Organization

2.4 The activities of all fundamentalist organizations or groups, having a bearing on security, peace and public tranquility of the country are under the constant watch of Law Enforcement Agencies and action under the law is taken, wherever necessary.

2.5 The Students Islamic Movement of India (SIMI), the Jamaat-e-Islami, Jammu and Kashmir (Jel) and the Jammu and Kashmir Liberation Front (Mohd. Yasin Malik faction) (JKLF-Y) were declared as unlawful associations under the provisions of sub-section (1) of Section 3 of the Unlawful Activities (Prevention) Act, 1967 vide Gazette of India Notifications dated 31.01.2019, 28.02.2019 and 22.03.2019 respectively. The Unlawful Activities (Prevention) Tribunal upheld the same vide their Report/ Order dated 29.07.2019, 27.08.2019 and 20.09.2019, which were published in the Gazette of India Notifications dated 27.08.2019, 30.08.2019 and 25.09.2019 respectively as per the provisions of the Unlawful Activities (Prevention) Act, 1967.

## Institutions to strengthen Internal Security

### National Investigation Agency (NIA)

2.6 The National Investigation Agency (NIA) was constituted under the NIA Act of 2008 as a Special Agency for investigation and prosecution of offences under the Acts specified in the Schedule of NIA Act. NIA is the premier investigation agency at the Central level to investigate terrorism related cases including terrorism financing cases. The NIA headquarters is at New Delhi and the branch offices are located at Hyderabad, Guwahati, Mumbai, Lucknow, Kochi, Kolkata, Jammu, Raipur and Chandigarh. A total of 49 NIA Special Courts have been constituted in the States/Union Territories. The NIA, since its

inception, has registered 304 cases (62 cases in 2019-20) till 31.12.2019, out of which, 227 cases have been charge-sheeted. Trial has been concluded in 60 cases, out of which 54 cases have resulted in conviction.

### The Multi Agency Centre (MAC)

2.7 Since inception of Multi Agency Centre (MAC), 342054 inputs have been shared through MAC platform till 30.11.2019.

2.8 In pursuance of its mandate, 611 Daily Nodal Officer Meetings, Focus Group Meetings, Meetings on Cross Border Terrorism and issues related to insurgency in North East were organized at MAC in New Delhi in 2019. In addition, 711 meetings were organized at Subsidiary Multi Agency Centre (SMAC) to discuss terrorism related issues at State level.

2.9 MAC had also launched National Memory Bank (NMB) integrated with Threat Management System (TMS) on MAC-SMAC-State SB network, in June 2012. NMB can be defined as Classified Electronic Library on CT information and is designed as a repository of data related to CT matters, accessible to all stakeholders nationwide. Till date, 19803 data have been uploaded on the NMB in the form of IRs, Periodicals, Dossiers, Incident Reports etc. to facilitate analysis by stakeholders on counter terrorism related issues.

### National Intelligence Grid (NATGRID)

2.10 The NATGRID is conceived to be a framework, which will leverage information Technology to connect approved User Agencies (security/law enforcement) with designated data providers in order to enhance the country's counter terrorism capabilities. The Project was approved in 2012 and 1002.97 crore has been sanctioned for key elements of the NATGRID Project. The civil construction work at Bengaluru has been completed and the civil

infrastructure work at Delhi is in the final stage of completion.

### **Combating Financing of Terrorism Cell (CFT Cell)**

2.11 Combating Financing of Terrorism Cell (CFT Cell) in the Ministry of Home Affairs deals with the policy matters on combating Terrorist Financing and Fake Indian Currency Notes (FICN).

2.12 A FICN Co-ordination Centre (FCORD) is functioning in the Ministry of Home Affairs to share the intelligence / information amongst the different security agencies of Centre / States to counter the menace of circulation of Fake Indian Currency Notes within the Country. A total of 36 meetings of the FCORD have been held up to 31.12.2019 in which the States and other agencies have participated to discuss the important issues relating to containing the FICN menace.

2.13 A Terror Funding and Fake Currency (TFFC) Cell is functioning under the National Investigation Agency (NIA). As on 31.12.2019, NIA has registered a total of 54 cases related to terror funding and 51 cases related to FICN, since 2009. In one of the FICN cases investigated by NIA, the Special Court established under the NIA Act, 2008 has observed that a neighbouring sovereign country is involved in the circulation of FICN with the sole purpose and intention to damage and threaten the unity, integrity, economic security and sovereignty of India and also to strike terror in the people.

2.14 A Memorandum of Understanding (MoU) to prevent and counter smuggling and circulation of fake currency notes was signed on 06.06.2015 between India and Bangladesh, during the visit of Hon'ble Prime Minister of India to Bangladesh. Under the mandate of the said MoU, five meetings of the Joint Task Force have been held in India and Bangladesh

alternatively to review the progress in this regard. A Standard Operating Procedure (SOP) was signed under the MoU in February, 2016 which includes establishment of nodal contact points for exchange of information, sharing of intelligence inputs and investigative leads, maintaining data base on all aspects of FICN trade, enhancing capabilities of forensic labs, mass awareness programmes by the Central banks of both the countries and the training of officers of both the countries.

2.15 India is a Member of Financial Action Task Force (FATF), an inter-governmental body, which makes recommendations relating to combating of financing of terrorism, money laundering, etc. The Ministry of Home Affairs participates in the Plenary and Working Group Meetings of the FATF to present the developments in the country with regard to the policy to combat financing of terrorism and the status of effectiveness of the legal regime in this regard. India is also a member of the Eurasian Group on Combating Money Laundering and Financing of Terrorism (EAG) and Asia Pacific Group on Money Laundering (APG), which are FATF Styled Regional Bodies (FSRBs) and the Ministry of Home Affairs participates in their deliberations to highlight India's position with regard to the issues relating to Combating Financing of Terrorism. India also participates actively in the meeting of the BIMSTEC Sub-Group on Anti-Money Laundering and Combating the Financing of Terrorism (SGAML-CFT).

### **Security of Holders of High Public Offices**

2.16 Threat from terrorist and militant groups makes it imperative to provide adequate security to holders of high public offices and other persons under threat. As the threat to security of such individuals is a dynamic

phenomenon, assessment of their security requirement is done by the Ministry of Home Affairs from time to time. The security arrangements are assessed by a High Level Committee to effectively tackle the evil designs of terrorists and militants and thereby ensure maintenance of security, public order and peace in the country.

2.17 The State Governments are also constantly sensitized by the Ministry of Home Affairs about security issues concerning holders of high public offices and their movements. In this regard, advisories are communicated to them regularly, as required. Special training courses for police commandos are conducted in training institutions of National Security Guard (NSG), Border Security Force (BSF), Indo-Tibetan Border Police (ITBP) and the Central Industrial Security Force (CISF) to equip them for such security duties.

2.18 The revised and updated version of the Yellow Book (guidelines dealing with personal protection) was issued by the Ministry of Home Affairs in February, 2019.

### **Airport Security/Delhi Metro Security**

2.19 In order to strengthen the security of the aviation sector, acquisition of modern security gadgets, improved security procedures and adequate deployment of security personnel at airports has been given close attention. Administrative mechanisms have been put in place to deal with any emergent situation in consultation with the Ministry of Civil Aviation, Intelligence Bureau (IB), CISF and others. The Counter Terrorist Contingency Plan (CTCP) for airports has been prepared and circulated to all States/ UTs for implementation.

2.20 Security for Delhi Metro is provided by CISF under a robust security framework.

### **Government's Approach and Action Plan to deal with LWE**

2.21 As per Seventh Schedule of the Constitution of India, subjects of 'Police' and 'Public Order' are with the State Governments. The Government of India has been supplementing the efforts of States affected by Left Wing Extremism. The Government of India has adopted an integrated and a holistic approach to deal with the Left Wing Extremist (LWE) insurgency by addressing the areas of security, development and promoting good governance simultaneously. To achieve this, a National Policy and Action Plan has been put in place that adopts a multi-pronged strategy in the areas of security, development, ensuring rights and entitlements of local communities.

2.22 The security related measures include, providing Central Armed Police Forces (CAPFs), sanction of India Reserve (IR) battalions, modernization and upgradation of the State Police under the Umbrella Scheme 'Modernization of Police Forces' (MPF scheme), re-imburement of security related expenditure under the Security Related Expenditure (SRE) Scheme, strengthening of Special Intelligence Branches/Special Forces of the States and fortification of Police Stations under the Special Infrastructure Scheme (SIS), providing helicopters for anti-LWE operations, assistance in training of State Police through Ministry of Defence, Central Police Organizations and Bureau of Police Research and Development, sharing of intelligence, facilitating inter-State coordination, community policing and civic action etc.

2.23 Simultaneously, focused attention is also paid to development. The Government of India has launched special schemes for improving the basic infrastructure like road and telecom connectivity, and skill upgradation etc. Besides, the implementation of the Forest Rights Act,

2006, especially the provisions pertaining to allotment of title deeds to individuals and communities is also an area of priority. To give further impetus, funds are provided for filling critical infrastructure gaps in public infrastructure and services which are of urgent nature under Special Central Assistance (SCA) scheme for the most affected LWE districts.

2.24 The underlying philosophy is to enhance the capacity of State Governments to tackle the LWE menace in a concerted manner.

2.25 Resolute implementation of the National Policy and Action Plan by the government has resulted in significant improvement in the Left Wing Extremism scenario across the country. The last six years have seen a significant decline in LWE violence as well as the geographical spread of LWE. The declining trend which started in 2011 continues in 2019 as well. There has been an overall 41% reduction in violent incidents (1136 to 670) and 49% reduction in LWE related deaths (397 to 202) in 2019 as compared to 2013. In comparison to 2018 also, the year 2019 saw a

decline of 19% (833 to 670) in incidents of violence and 15% in the number of resultant deaths (240 to 202). The casualties to Security Forces declined by 22% (67 to 52) and the number of LWE cadres eliminated also declined by 35% (225 to 145). At the same time, the developmental outreach by the Government of India has seen a large number of LWE cadres shunning the path of violence and returning to the mainstream.

2.26 In 2019, Chhattisgarh with 263 incidents and 77 deaths, remains the worst affected State followed by Jharkhand (200 incidents and 54 deaths), Maharashtra (66 incidents and 34 deaths), Bihar (62 incidents and 17 deaths), and Odisha (45 incidents and 11 deaths).

2.27 The overall improvement in the LWE scenario can be attributed to greater presence and increased capacity of the Security Forces across the LWE affected States, better operational strategy and better monitoring of development schemes in affected areas. The State-wise break up of LWE violence profile is given in the table below.

**State -wise extent of LWE violence during 2010 to 2019 (Tentative)**

| State          | 2010      |        | 2011      |        | 2012      |        | 2013      |        | 2014      |        | 2015      |        | 2016      |        | 2017      |        | 2018      |        | 2019      |        | 2020<br>upto 31.3.2020 |        |
|----------------|-----------|--------|-----------|--------|-----------|--------|-----------|--------|-----------|--------|-----------|--------|-----------|--------|-----------|--------|-----------|--------|-----------|--------|------------------------|--------|
|                | Incidents | Deaths | Incidents | Deaths | Incidents | Deaths | Incidents | Deaths | Incidents | Deaths | Incidents | Deaths | Incidents | Deaths | Incidents | Deaths | Incidents | Deaths | Incidents | Deaths | Incidents              | Deaths |
| Andhra Pradesh | 100       | 24     | 54        | 9      | 67        | 13     | 28        | 7      | 18        | 4      | 35        | 8      | 17        | 6      | 26        | 7      | 12        | 3      | 18        | 5      | 2                      | 0      |
| Bihar          | 307       | 97     | 316       | 63     | 166       | 44     | 177       | 69     | 163       | 32     | 110       | 17     | 129       | 28     | 99        | 22     | 59        | 15     | 62        | 17     | 5                      | 0      |
| Chhattisgarh   | 625       | 343    | 465       | 204    | 370       | 109    | 355       | 111    | 328       | 112    | 466       | 101    | 395       | 107    | 373       | 130    | 392       | 153    | 263       | 77     | 94                     | 42     |
| Jharkhand      | 501       | 157    | 517       | 182    | 480       | 163    | 387       | 152    | 384       | 103    | 310       | 56     | 323       | 85     | 251       | 56     | 205       | 43     | 200       | 54     | 45                     | 8      |
| M.P.           | 7         | 1      | 8         | 0      | 11        | 0      | 1         | 0      | 3         | 0      | 0         | 0      | 12        | 2      | 3         | 1      | 4         | 0      | 5         | 2      | 4                      | 0      |
| Maharashtra    | 94        | 45     | 109       | 54     | 134       | 41     | 71        | 19     | 70        | 28     | 55        | 18     | 73        | 23     | 69        | 16     | 75        | 12     | 66        | 34     | 9                      | 1      |
| Odisha         | 218       | 79     | 192       | 53     | 171       | 45     | 101       | 35     | 103       | 26     | 92        | 28     | 86        | 27     | 81        | 29     | 75        | 12     | 45        | 11     | 15                     | 4      |



|               |             |             |             |            |             |            |             |            |             |            |             |            |             |            |            |            |            |            |            |            |            |           |
|---------------|-------------|-------------|-------------|------------|-------------|------------|-------------|------------|-------------|------------|-------------|------------|-------------|------------|------------|------------|------------|------------|------------|------------|------------|-----------|
| Telangana     | NA          | NA          | NA          | NA         | NA          | NA         | 8           | 4          | 14          | 5          | 11          | 2          | 7           | 0          | 5          | 2          | 11         | 2          | 8          | 2          | 0          | 0         |
| Uttar Pradesh | 6           | 1           | 1           | 0          | 2           | 0          | 0           | 0          | 0           | 0          | 0           | 0          | 0           | 0          | 0          | 0          | 0          | 0          | 0          | 0          | 0          | 0         |
| West Bengal   | 350         | 258         | 92          | 45         | 6           | 0          | 1           | 0          | 0           | 0          | 0           | 0          | 0           | 0          | 0          | 0          | 0          | 0          | 0          | 0          | 0          | 0         |
| Others        | 5           | 0           | 6           | 1          | 8           | 0          | 7           | 0          | 8           | 0          | 10          | 0          | 6           | 0          | 1          | 0          | 0          | 0          | 3          | 0          | 1          | 0         |
| <b>TOTAL</b>  | <b>2213</b> | <b>1005</b> | <b>1760</b> | <b>611</b> | <b>1415</b> | <b>415</b> | <b>1136</b> | <b>397</b> | <b>1091</b> | <b>310</b> | <b>1089</b> | <b>230</b> | <b>1048</b> | <b>278</b> | <b>908</b> | <b>263</b> | <b>833</b> | <b>240</b> | <b>670</b> | <b>202</b> | <b>175</b> | <b>55</b> |

2.28 The geographical spread of LWE violence has also been shrinking considerably. In 2019, LWE violence was reported from 241 PSs in 61 districts spread across 9 States as compared to 291 PSs in 58 districts spread over 9 States in 2013. The arc of violence has been considerably restricted with just 30 districts accounting for 83% of the LWE violence. The Communist Party of India (Maoist) continues to be the most potent among the various LWE outfits in the country and accounted for more than 87% of total LWE violent incidents and resultant deaths. Amidst increasing reverses, the CPI (Maoist) has been making efforts to expand to new areas along inter-State borders without any significant success.

2.29 With the Maoists forced to remain on the back-foot in most of the States, it is time to consolidate the gains in order to end this menace once and for all.

### **Specific Measures taken by the Central Government to Combat Left Wing Extremism**

2.30 **Ban on CPI (Maoist):** The CPI (Maoist) which is the major Left Wing Extremist organization responsible for most incidents of violence/casualties, has been included in the Schedule of Terrorist Organizations, along with all its formations and front organizations under the existing Unlawful Activities (Prevention) Act 1967.

2.31 **Strengthening the Intelligence Mechanism:** In order to counter the growing

challenge of LWE activities, several steps have been taken to strengthen and upgrade the capabilities of intelligence agencies at the Central and State level. This includes intelligence sharing through Multi Agency Centre (MAC) at the Central level and State Multi Agency Centre (SMAC) at the State level on a 24x7 basis. Other steps taken to strengthen the intelligence mechanism include setting up of Joint Command and Control Centre at Jagdalpur and Gaya, strengthening of technical and human intelligence, better cooperation amongst the Security Forces, district police and intelligence agencies, thrust on generation of real time intelligence and creation/strengthening of State Intelligence Bureaus (SIBs) in the LWE affected States for which Central assistance is provided through the Special Infrastructure Scheme (SIS).

2.32 **Better Inter-State Coordination:** The area of operations of CPI (Maoist) cadres is not confined to a single State but is spread over several States. Therefore, better inter-State coordination at various levels on a number of aspects is essential. The Government of India has taken a number of steps to improve inter-State meetings and interactions between the bordering districts of LWE affected States.

2.33 **Tackling the Problem of Improvised Explosive Devices (IEDs):** Majority of casualties to security forces in anti-LWE operations are caused by IEDs. The Ministry of Home Affairs continues to support extensive counter-IED capacity building efforts of CAPFs

and State Police Forces. The Ministry of Home Affairs has also issued a Standard Operating Procedure (SOP) on 'Issues related to Explosives/IEDs/ Landmines in LWE Affected Areas' and circulated to all stakeholders to promote best practices in IED Management.

**2.34 India Reserve (IR)/ Specialised India Reserve Battalion (SIRB):** The Left Wing Extremism affected States have been sanctioned India Reserve (IR) Battalions, mainly to strengthen security apparatus at their level and also to enable the States to provide gainful employment to youth, particularly in the LWE affected areas. 56 India Reserve (IR) Battalions were sanctioned to 10 LWE affected States of which 45 have been raised. In addition, Government has sanctioned raising of 10 new Specialized India Reserve Battalions (SIRB) in the LWE States of Bihar (01), Chhattisgarh (02), Jharkhand (02), Madhya Pradesh (01), Odisha (03) and West Bengal (01). State Governments of Chhattisgarh and Madhya Pradesh have raised their SIRBs. This Ministry has approved conversion of Engineering Components of the SIRBs into Security Components for the SIRBs sanctioned to the State Governments of Bihar, Jharkhand, Odisha and West Bengal on their request.

**2.35 Schemes of MHA in LWE Affected Areas:** The following Schemes are being implemented by the MHA in LWE affected areas:

(a) **Security Related Expenditure (SRE) Scheme:** The Government of India reimburses the LWE affected State Governments the security related expenditure incurred on ex-gratia payment to the families of civilian/ security forces killed in LWE violence, training and operational needs of security forces, insurance of police personnel, compensation to the

surrendered LWE cadres, community policing, village defence committees and publicity material. The scheme has been further strengthened with the increased outlay. In addition, new items like compensation for the incapacitated security personnel and property damage have been included. The SRE Scheme would enhance the capacity of LWE affected States to fight the LWE menace. ₹ 367.26 crore have been released in 2019-20.

- (b) **Special Infrastructure Scheme (SIS) including construction of 250 Fortified Police Stations in LWE affected States:** The scheme approved in 2017 is being implemented for strengthening of the State Intelligence Branches (SIBs) and Special Forces of the States as well as fortification of 250 Police Stations @ ₹ 2.5 crore per Police Station. The total outlay of the scheme is ₹ 1,006.00 crore i.e. ₹ 604 crore as Central Share (60%) and ₹ 402 crore as the State share. ₹ 102.67 crore have been released in 2019-20.
- (c) **Fortified Police Stations Scheme:** The scheme approved in 2010 is being implemented to assist the State Governments in construction/ strengthening of 400 Fortified Police Stations @ ₹ 2.00 crore per police station in LWE affected districts on 80:20 (Centre share: State share) basis. Under the Scheme, 399 Fortified Police Stations have already been constructed and the last one is nearing completion.
- (d) **Civic Action Programme (CAP):** Under this Scheme, financial grants are provided to the Central Armed Police Forces (CAPFs) to undertake various welfare activities in the LWE affected

areas. This Scheme aims to bridge the gap between the local population and Security Forces (SFs). ₹ 20 crore have been released to CAPFs in the year 2019-20.

- (e) **Special Central Assistance (SCA) for most LWE affected districts:** Under the scheme funds are provided to the State to fill the critical gaps in public infrastructure and services, which are of emergent nature and require immediate action. ₹ 2148.24 crore has been released to the States during the last 3 years. In the financial year 2019-20, ₹ 973.24 crore has been released.
- (f) **Assistance to Central Agencies for LWE Management Scheme (ACALWEMS):** The Scheme has been approved with a total outlay of ₹ 150 crore @ ₹ 50 crore per annum. Under the scheme funds are provided to the CAPFs/Central agencies for hiring of helicopters by CRPF, payment of bills pertaining to air-lift provided by Indian Air Force for counter LWE operations, and for infrastructure support to CAPFs. In the current financial year 2019-20, ₹ 109 crore has been released under the 'Assistance to Central Agencies for LWE Management (ACALWEMS) Scheme' and ₹ 34.07 under Assistance for Naxal Management (ANM).

### Monitoring Mechanism

- 2.36 MHA monitors the LWE situation on a regular basis at the level of the Union Home Minister, Home Secretary and Special Secretary/Additional Secretary. A Review Group, chaired by the Cabinet Secretary, also reviews the LWE situation and progress of developmental

schemes in LWE affected areas through meetings and Video Conferences with the representatives of Central Ministries/ Departments concerned and State Governments.

### 2.37 Schemes / Initiatives being implemented by different Ministries/ Departments in the LWE Affected Areas:

- (a) For ensuring faster and speedy development in the LWE affected States, the Ministry of Environment, Forest and Climate Change (MoEF&CC) has extended the limit of the general approval under Section 2 of the Forest (Conservation) Act, 1980 for diversion of forest land upto 40 hectares for creating infrastructure of 14 categories relating to schools, dispensaries/hospitals, electrical and telecommunication lines, drinking water projects, water/rain harvesting structures, minor irrigation canals, non-conventional sources of energy, skill upgradation/vocational training center, rural roads. Validity of general approval has been extended upto 31.12.2020.
- (b) The Government of India has been implementing Road Requirement Plan (RRP-I) since 26.02.2009 for improving road connectivity in 34 LWE affected districts of 8 States namely, Andhra Pradesh, Telangana, Bihar, Chhattisgarh, Jharkhand, Madhya Pradesh, Maharashtra, Odisha and Uttar Pradesh. The Scheme envisages construction of 5,422 km of roads and 08 critical bridges at an estimated cost of ₹ 8,673 crore. Up to 31.03.2020, a total 4,902 km of roads and 04 bridges have been completed.

- (c) The Government of India has approved a Centrally Sponsored Scheme namely "Road Connectivity Project for Left Wing Extremism Affected Areas" (RCPLWEA) on 28.12.2016 to improve the rural road connectivity in the most LWE affected districts. The Ministry of Rural Development (MoRD) is the sponsoring Ministry of the Project. The scheme envisages construction/upgradation of 5,412 km of road and 126 bridges/cross drainage works at an estimated cost of ₹ 11,725 crore in 44 LWE affected districts. Sanction of 9,238 km has already been conveyed to the States till now, of which 1,785 km of roads have been completed (31.03.2020).
- (d) In order to address connectivity issues in LWE areas, a scheme for installation of Mobile Towers is being implemented by the Department of Telecommunication, Ministry of Communications. 2,335 Mobile Towers have been operationalised in Phase-I of the scheme, and installation of 4,072 Mobile Towers has been approved in Phase-II of the project. 2,217 Mobile Towers are under tendering process.
- (e) Under the provision of The Scheduled Tribes and Other Traditional Forest Dwellers (Recognition of Forest Rights) Act, 2006, 16,04,570 title deeds have been distributed to individuals and communities to ensure their livelihood and food security, and protect their rights on the forest land in 10 LWE affected States, namely, Andhra Pradesh, Bihar, Chhattisgarh, Jharkhand, Madhya Pradesh, Maharashtra, Odisha, Telangana, Uttar Pradesh and West Bengal.
- (f) The Government of India has been implementing two schemes, namely, 'Skill Development in 47 LWE affected districts' and 'Pradhan Mantri Kaushal Vikas Yojana (PMKVY)', for creating infrastructure and providing employment linked skill training to youths in LWE affected areas. The scheme of Skill Development envisages construction/establishment of 01 Industrial Training Institutes (ITI) each in 47 districts and 02 Skill Development Centers (SDCs) each in 34 districts.
- (g) Department of School Education & Literacy (DoSEL), Ministry of Human Resource Development (MHRD) has opened 7 new Kendriya Vidyalayas (KVs) and 6 new Jawahar Navodaya Vidyalayas (JNVs) in the most LWE affected districts, which did not have KVs/JNVs. 4 new KVs have been sanctioned, which will be opened shortly.

2.38 The Government of India has been addressing the menace holistically by adopting a multipronged approach and the results have been encouraging. The LWE theatre has witnessed a consistent decline in violence and considerable shrinkage in geographical spread in the last 5 years. However, it is clear that the Maoists do not want root causes like underdevelopment to be addressed in a meaningful manner, since they resort to targeting school buildings, roads, railways, bridges, health infrastructure, communication facilities etc. in a major way. They wish to keep the population in their areas of influence marginalized, to perpetuate their



outdated ideology. Consequently, the process of development has been set back by decades in many parts of the country under LWE influence. This needs to be recognized by the civil society and the media to build pressure on the Maoists to eschew violence, join the mainstream and recognize the fact that the socio-economic and political dynamics and aspirations of 21st Century India are far removed from the Maoist world-view. The Government of India is optimistic about eradicating the LWE problem through the strategic vision articulated above.

### North East

2.39 The North Eastern Region comprises of eight States viz. Arunachal Pradesh, Assam, Manipur, Meghalaya, Mizoram, Nagaland, Sikkim and Tripura. This region is culturally and ethnically diverse, having more than 200 ethnic groups which have distinct languages, dialects and socio-cultural identities. The Region covers 7.97% of the country's geographical area and about 3.78% of the national population. Basic data regarding NE States is as under-

| State             | Area (sq. km.) | Population (as per census 2011) | Density of Population |
|-------------------|----------------|---------------------------------|-----------------------|
| Arunachal Pradesh | 83,743         | 13,83,727                       | 17                    |
| Assam             | 78,438         | 3,12,05,576                     | 398                   |
| Manipur           | 22,327         | 28,55,794                       | 115                   |
| Meghalaya         | 22,429         | 29,66,889                       | 132                   |
| Mizoram           | 21,081         | 10,97,206                       | 52                    |
| Nagaland          | 16,579         | 19,78,502                       | 119                   |
| Sikkim            | 7,096          | 6,10,577                        | 86                    |
| Tripura           | 10,486         | 36,73,917                       | 350                   |
| Total NE          | 2,62,179       | 4,57,72,188                     | 173                   |
| All India         | 32,87,263      | 1,21,08,54,977                  | 382                   |

Details of international borders in the North Eastern Region are as under -

| States            | International Borders (in km) |         |            |        |       |       |
|-------------------|-------------------------------|---------|------------|--------|-------|-------|
|                   | China                         | Myanmar | Bangladesh | Bhutan | Nepal | Total |
| Arunachal Pradesh | 1,126                         | 520     | -          | 217    | -     | 1,863 |
| Assam             | -                             | -       | 263        | 267    | -     | 530   |
| Manipur           | -                             | 398     | -          | -      | -     | 398   |
| Meghalaya         | -                             | -       | 443        | -      | -     | 443   |

|              |              |              |              |            |           |              |
|--------------|--------------|--------------|--------------|------------|-----------|--------------|
| Mizoram      | -            | 510          | 318          | -          | -         | 828          |
| Nagaland     | -            | 215          | -            | -          | -         | 215          |
| Sikkim       | 220          | -            | -            | 32         | 99        | 351          |
| Tripura      | -            | -            | 856          | -          | -         | 856          |
| <b>Total</b> | <b>1,346</b> | <b>1,643</b> | <b>1,880</b> | <b>516</b> | <b>99</b> | <b>5,484</b> |

### Security Situation in North East Region

2.40 The security situation in the North Eastern States has improved substantially since 2014. The last six years have seen a significant decline in insurgency incidents by 70%, casualties of security forces personnel by 78% and civilian deaths by 80% in the region. The year 2019 recorded the lowest insurgency incidents and casualties among civilians and security forces during the last two decades since 1997. Compared to 2018, insurgency incidents have registered a decline of 12% in the year 2019

(2018: 252, 2019: 223). Similarly, there has been a huge reduction of 71% in Security Forces (SF) deaths (2018-14, 2019-4) and 9% in civilian deaths (2018-23, 2019-21) in 2019. Counter Insurgency Operations led to neutralization of 12 militants, arrest of 936 militants and recovery of 312 weapons in 2019, in the region. A total of 158 cadres of militant outfits of NE States surrendered with 67 weapons in 2019 and joined the mainstream society. The profile of violence in North Eastern Region as a whole since 2009 is given below:-

| Years | Incidents | Extremists killed | Extremists arrested | SFs killed | Civilians killed | Extremists surrendered | Arms surrendered | Arms recovered | Persons Kidnapped |
|-------|-----------|-------------------|---------------------|------------|------------------|------------------------|------------------|----------------|-------------------|
| 2009  | 1297      | 571               | 2162                | 42         | 264              | 1109                   | 420              | 1357           | 230               |
| 2010  | 773       | 247               | 2213                | 20         | 94               | 846                    | 351              | 1057           | 214               |
| 2011  | 627       | 114               | 2141                | 32         | 70               | 491                    | 381              | 973            | 250               |
| 2012  | 1025      | 222               | 2145                | 14         | 97               | 1195                   | 612              | 1244           | 329               |
| 2013  | 732       | 138               | 1712                | 18         | 107              | 640                    | 416              | 1180           | 307               |
| 2014  | 824       | 181               | 1934                | 20         | 212              | 965                    | 151              | 1104           | 369               |
| 2015  | 574       | 149               | 1900                | 46         | 46               | 143                    | 69               | 828            | 267               |
| 2016  | 484       | 87                | 1202                | 17         | 48               | 267                    | 93               | 605            | 168               |
| 2017  | 308       | 57                | 995                 | 12         | 37               | 130                    | 27               | 405            | 102               |
| 2018  | 252       | 34                | 804                 | 14         | 23               | 161                    | 58               | 420            | 117               |
| 2019  | 223       | 12                | 936                 | 04         | 21               | 158                    | 67               | 312            | 108               |

2.41 While the States of Tripura, Sikkim and Mizoram are completely free from insurgency, there is a marked improvement in security situation in other States of the region. In 2019, insurgency related violence declined by 87% in Meghalaya, 39% in Assam, 3% in Arunachal Pradesh and 1% in Manipur as compared to 2018. The State-wise details of violence during the last eleven years in the North Eastern Region are at Annexure-III.

### **Arunachal Pradesh**

2.42 The State of Arunachal Pradesh does not have any active indigenous insurgent group. The State is affected by spill-over militant activities of Naga insurgents from Nagaland-based Under Ground (UG) factions of National Socialist Council of Nagaland (NSCN) (NSCN/Isak-Muviah, NSCN/Khaplang, NSCN/Reformation and NSCN/Neopao Konyak- Kitovi) in Tirap, Changlang and Longding districts, as also activities of Assam-based United Liberation Front of Assam (ULFA)/Independent and National Democratic Front of Bodoland (NDFB)/Saoraigwra. Cadres of NDFB(S) and ULFA(I) frequent the State in the areas bordering Assam and Myanmar for shelter and transit.

2.43 In 2019, there has been a 3% decline in insurgency incidents in the State of Arunachal Pradesh compared to 2018 [2018: 37, 2019: 36]. Counter-Insurgency Operations by SFs resulted in killing of 2 cadres/ insurgents, arrest of 106 insurgents and recovery of 44 weapons in 2019. During 2019, Naga insurgent groups were involved in perpetrating violent incidents in the State [NSCN/IM -8, NSCN/K- 16, NSCN/R-11]. There have been 34 cases of kidnapping in the State, in 2019.

### **Assam**

2.44 The major militant outfit presently active

in the State of Assam is United Liberation Front of Asom – (Independent) (ULFA-I). ULFA and NDFB were declared as Unlawful Associations under the provisions of Unlawful Activities (Prevention) Act, 1967. Besides, Karbi Peoples Liberation Tigers (KPLT) is active in Karbi Anglong District of Assam. ULFA (Pro-Talk) and Karbi Longri NC Hills Liberation Front (KLNLFF) are under Suspension of Operations (SoO) agreement with the Government of India and /or Government of Assam.

2.45 In 2019, the insurgency related incidents declined by 39% in Assam compared to 2018 [2018-28, 2019-17] and there was no Security Forces and civilian deaths in the violent incidents in the State. In 2019, 131 cadres have been arrested by Security Forces with recovery of 85 weapons from them and a total of 49 cadres of militant outfits surrendered with 22 weapons in the State. Karbi outfits accounted for 59% of insurgency incidents in the State, and were involved in 10 violent incidents during 2019.

2.46 After the wanton killings of Adivasis in Sonitpur, Kokrajhar and Chirang districts of Assam in December, 2014 by NDFB/ Saoraigwra group, sustained counter insurgency operations led to the arrest of 1192 Cadre/ linkmen of NDFB/S with recovery of huge quantity of arms and ammunition from them and neutralization of 63 cadres during the period from 23.12.2014 to 31.12.2019.

2.47 A Memorandum of Settlement was signed with NDFB factions and civil organizations on 27<sup>th</sup> January, 2020 ending 50 year old Bodo crisis. Following the Settlement, 1,615 cadres of NDFB surrendered their arms.

### **Manipur**

2.48 The State of Manipur is an insurgency-ridden State affected by activities of Meitei, Naga, Kuki, Zomi, Hmar and Muslim UG

outfits. In 2019, the State of Manipur remained the most violent State accounting for about 57% of the total incidents in the region (entire NE: 223, Manipur: 126). However, in 2019, there has been a decrease in insurgency related incidents in Manipur compared to 2018 (2018: 127, 2019: 126). There were no SF deaths in the State in 2019. Counter Insurgency Operations led to neutralization of 9 militants, arrest of 476 militants and recovery of 92 weapons in the State. Meitei insurgency accounted for about 60% of insurgency incidents in the State.

### **Meghalaya**

2.49 The State of Meghalaya has been witnessing Garo militancy since 2010-11. The major militant outfits presently active in the State are Garo National Liberation Army (GNLA), a Garo militant group and Hynniewtrep National Liberation Council (HNLC), a Khasi militant group. There was significant improvement in security situation in the State in the year 2019. The State witnessed 87% decline in number of violent incidents in 2019 compared to 2018 (2018- 15, 2019- 2) and security forces have been able to contain violent activities of the militant groups to a great extent. There were no SFs deaths and kidnapping/abduction cases in the State during 2019. The number of civilian deaths has come down by 75% in 2019 compared to 2018 (2018: 4, 2019: 1).

### **Nagaland**

2.50 The major insurgent groups operating in the State of Nagaland are the factions of National Socialist Council of Nagaland (NSCN) which came into being in 1980, following the failure of the 1975 Shillong Accord. These insurgent groups are NSCN (IM) led by Th. Muivah, NSCN (K), NSCN/NK led by Neopao Konyak-Kitovi and NSCN/R led by Y. Wangtin Konyak. The split faction of NSCN/K (i.e.

NSCN/K-Khango faction) under the leadership of Khango joined peace talks with the Government of India and signed a ceasefire agreement on 15.04.2019 for one year. Though steps have been taken by the Government from time to time to control insurgency, the NSCN factions continue to indulge in factional violence and other violent/illegal activities affecting normal life in the State.

2.51 There were 42 insurgency related incidents reported in the State of Nagaland in 2019. Counter-Insurgency Operations by SFs resulted in killing of 1 cadre/militant, arrest of 217 cadres and recovery of 74 weapons in the State. NSCN/IM accounted for about 50% of the insurgency incidents in the State during 2019. The number of civilians and SFs deaths has come down by 50% (2018:6, 2019:3) and kidnapping/abduction cases declined by 22% (2018: 63, 2019: 49).

### **Tripura**

2.52 The State of Tripura has remained peaceful. No incident of violence has been reported since 2016. The activities of main UG outfits viz. National Liberation Front of Twipra/Biswamohan (NLFT/B) and All Tripura Tiger Force (ATTF) have been contained. A tripartite Memorandum of Settlement (MoS) between Government of India, Government of Tripura and National Liberation Front of Twipra led by Sh. Sabir Kumar Debbarma (NLFT/SD) was signed on 10.08.2019. As per the MoS, NLFT (SD) has agreed to abjure the path of violence, join the mainstream, and abide by the Constitution of India. As a result, 88 cadres surrendered with 44 arms in a surrender ceremony held on 13.8.2019.

### **Sikkim and Mizoram**

2.53 While the State of Sikkim is completely



free from insurgency, there was no incident of violence reported in the State of Mizoram in 2019. Presidential Notification No. S.O. 3675(E) extending Special Marriage Act, 1954 (43 of 1954) to the State of Sikkim was issued on 09.10.2019.

### **Steps taken by Government to deal with the Situation**

2.54 Keeping in view the multiplicity of diverse ethnic groups and the resultant complex situation in the region, the Central Government has been pursuing a policy for talks/negotiation with such groups which abjure violence, lay down arms and seek solutions for their problems peacefully within the framework of the Constitution of India. As a result, a number of outfits have come forward for talks with Government of India and have entered into Suspension of Operations (SoO) agreements and some of them have signed Memorandum of Settlements (MoS) and some groups have dissolved themselves. Those who are not in talks are being dealt with by the Central Armed Police Forces, Armed Forces and the State Police through Counter-Insurgency Operations.

2.55 The Law & Order is a State subject. However, the Central Government is supplementing efforts of the State Governments for curbing the illegal and unlawful activities of militant/insurgent groups of North Eastern States through various measures. These include deployment of Central Armed Police Forces, reimbursement of security related expenditure to the State Governments under SRE Scheme, Central assistance to the State Governments for modernization of State Police Forces, sanction of India Reserve Battalions, banning the Unlawful Associations operating in NE Region under UAPA, declaring specific areas/states as 'disturbed areas' under Armed Forces (Special Powers) Act, 1958 (AFSPA) and issuing notifications for Unified Command Structure.

2.56 The implementation of the agreed Ground Rules of insurgent outfits is periodically reviewed by Joint Monitoring Groups comprising of representatives of the Government of India, State Governments, Security Forces and the outfits concerned.

2.57 To curb illegal and unlawful activities of abductions, extortions, killings, recruitment and training of armed cadres, explosions and attack on infrastructural installations by insurgent groups of North Eastern States, 17 insurgent organizations have been declared "unlawful associations" and/or "terrorist organizations" under Unlawful Activities (Prevention) Act, 1967. During the year 2019, ban on ULFA, NDFB and HNLC have been extended for 5 more years. A list of unlawful associations/terrorist organizations of the North Eastern Region is at Annexure-IV.

2.58 To deal with armed insurgency in North East, the entire State of Nagaland, Assam and Manipur (except Imphal Municipal area) are under Armed Forces (Special Powers) Act, 1958 [AFSPA]. Due to improved security situation, AFSPA has been removed from Meghalaya from 31.3.2018. In Arunachal Pradesh, area under AFSPA has been reduced from 16 Police Stations/Outposts area bordering Assam to 4 Police Stations and three districts of Tirap, Changlang and Longding. The notifications declaring Manipur and Assam as "disturbed area" have been issued by the State Governments.

2.59 The Central Government has deployed Central Armed Police Forces (CAPFs) to aid the State authorities in carrying out Counter Insurgency Operations and providing security to vulnerable institutions and installations. 447 Coys of CAPFs are deployed for border guarding duties along the international borders of Nepal, Bhutan, China, Bangladesh and Myanmar. 556 Coys of CAPFs and 12 Commando Battalion for Resolute Action

(CoBRA) teams are deployed in the North Eastern States for Internal Security and Counter Insurgency Operations.

2.60 The Government of India is assisting the State Governments in augmenting and upgrading their police forces to deal with insurgency /militancy. Towards this end, 61 India Reserve Battalions (IR Bns) have been sanctioned for the NE States, including Sikkim. These include 11 Battalions each for Assam, Manipur and Tripura, 7 each for Arunachal Pradesh and Nagaland, 6 for Meghalaya, 5 for Mizoram and 3 for Sikkim.

#### **Status of Peace Process in North Eastern States**

2.61 The Government of India is engaged in peace talks with various insurgent groups of NE States. Shri R.N. Ravi, GoI's representative/ Interlocutor is holding peace talks with Naga insurgent groups.

#### **(i) Assam**

- ULFA (United Liberation Front of Assam) talks are continuing. Suspension of Operation (SoO) with the outfit is valid from 3.9.2011 and is continuing indefinitely.
- A Memorandum of Settlement was signed with NDFB (Progressive), NDFB (RD), NDFB (S) and ABSU on 27<sup>th</sup> January, 2020 at New Delhi to end 50 year old Bodo crisis. Following the Settlement, 1615 cadres of NDFB surrendered their arms on 30<sup>th</sup> January, 2020.

#### **(ii) Tripura**

- A Memorandum of Settlement was signed on 10<sup>th</sup> August, 2019 at New Delhi by Government of India, Government of Tripura and

National Liberation Front of Twipra led by Sabir Kumar Debbarma. After the settlement, 88 cadres surrendered with 44 arms.

#### **(iii) Manipur**

- A total of 23 UG outfits under two conglomerates (United People's Front [UPF] -8 and Kuki National Organization [KNO] -15) are currently under Suspension of Operation (SoO) with the Government of India since August, 2008. SoO agreements with KNO and UPF are valid up to 31.08.2020. Political dialogue with these groups commenced in June, 2016.

#### **(iv) Nagaland**

- Ceasefire agreements signed with National Socialist Council of Nagaland (Neopao Konyak-Kitovi) [NSCN/NK] and NSCN (Reformation) have been extended up to 27.10.2020. NSCN (Isak-Muivah) has signed a Ceasefire Agreement for an indefinite period. A framework agreement was signed with NSCN (I/M) on 3.8.2015. Ceasefire agreement with newly formed NSCN/K-Khango group has been signed on 15.04.2019 is valid upto 14.10.2020.

### **Major Schemes Administered by NE Division**

#### **Scheme for Surrender-cum -Rehabilitation of Militants in North East**

2.62 The Ministry of Home Affairs has been implementing a scheme for Surrender-cum-Rehabilitation of Militants in North East with

effect from 01.01.1998 to wean away the misguided youth and hardcore militants who stray into the fold of militancy and later find themselves trapped into that net. The Scheme seeks to ensure that the militants, who have surrendered, do not find it attractive to join militancy again. The scheme has been revised w.e.f. 1.4.2018 for six NE States (except Sikkim and Mizoram). Under the revised policy, following benefits are to be extended to surrenderees-

- (a) An immediate grant of ₹ 4 lakhs to each surrenderee, which is to be kept in the name of the surrenderee as Fixed Deposit in a bank for a period of 3 years. This money can be utilized as collateral security/ Margin Money against loan to be availed by the surrenderee from the bank for self-employment;
- (b) Payment of stipend of ₹ 6,000/- per month to each surrenderee for a period of three years;
- (c) Incentives for weapons/ ammunition surrendered by the militants.
- (d) Vocational training to the surrenderees for self-employment.
- (e) Funds for construction of rehabilitation camps.
- (f) 90% of total expenditure incurred on rehabilitation of surrenderees will be reimbursed under SRE Scheme to NE States.

2.63 Pursuant to this policy of the Government, many cadres of various insurgent groups of NE Region have surrendered and joined the mainstream of the society. Surrenders in different States during the last six years in the North East are as under:-

| State                    | 2014       | 2015       | 2016       | 2017       | 2018       | 2019       |
|--------------------------|------------|------------|------------|------------|------------|------------|
| <b>Arunachal Pradesh</b> | 7          | 3          | 4          | 3          | 2          | 2          |
| <b>Assam</b>             | 102        | 30         | 15         | 13         | 13         | 49         |
| <b>Manipur</b>           | 80         | 4          | 0          | 74         | 0          | 0          |
| <b>Meghalaya</b>         | 733        | 78         | 205        | 37         | 19         | 1          |
| <b>Mizoram</b>           | 3          | 0          | 0          | 0          | 114        | 0          |
| <b>Nagaland</b>          | 0          | 13         | 16         | 2          | 0          | 16         |
| <b>Tripura</b>           | 40         | 15         | 27         | 1          | 13         | 90         |
| <b>Total</b>             | <b>965</b> | <b>143</b> | <b>267</b> | <b>130</b> | <b>161</b> | <b>158</b> |

#### Reimbursement of Security Related Expenditure (SRE)

2.64 The Central Government has been implementing a scheme for reimbursement of Security Related Expenditure (SRE) for the

States seriously affected by militancy/ insurgency since 1995. The scheme is being implemented in all NE States except Mizoram and Sikkim. Under the scheme, fund is shared between Centre and State in the ratio of 90:10 and expenditure incurred by NE States on

various security related items, including raising of India Reserve Battalions, logistics provided to the CAPFs/Army deployed in the State, *ex-gratia* grant and gratuitous relief to the victims of extremist violence, 75% of the expenditure incurred on POL (petrol, oil and lubricants) in operations, 100% of *ex-gratia* payment to CAPFs personnel, honorarium paid to Village Guards/Village Defence Committees /Home Guards deployed for security purposes, expenditure incurred on maintenance of designated camps set up for groups with whom the Central Government/ State Governments have entered into agreement for Suspension of Operations and expenditure incurred on surrendered militants and their rehabilitation is being reimbursed. A comprehensive review of the SRE Scheme for NE States was effected w.e.f. 1.4.2018 and following changes were made -

- (a) Wages for Home Guards raised to ₹ 200 per day from ₹ 150 per day.
- (b) Honorarium for Village Defence Guard (VDG) increased to ₹ 3,000 per month from ₹ 1,500 per month.
- (c) Maintenance expenses of designated camp for each SoO cadre enhanced from ₹ 3,000 to ₹ 6,000 per month.
- (d) Enhanced *ex-gratia* for killed / injured person in extremist violence -
  - (i) Civilian death - increased from ₹ 1 lakh to ₹ 2 lakh
  - (ii) Police personnel death - increased from ₹ 3 lakh to ₹ 20 lakh
  - (iii) Permanent disability for Police - enhanced from ₹ 75,000 to ₹ 5 lakh

- (e) Provision for vocational training of SoO Cadres.

Reimbursements made to North Eastern States under SRE scheme during the last seven years and current financial year is at Annexure-V.

### **Civic Action Programme in the North Eastern States**

2.65 Since some of the North Eastern States are affected by insurgency and militancy, there is a constant need to deploy Army and other Central Paramilitary Forces in the region to combat insurgency. In order to take the local populace in confidence and boost the image of armed forces among the common people, Army and Central Paramilitary Forces conduct Civic Action Programme. Under this Programme, various welfare / developmental activities are undertaken like holding of medical camps, sanitation drives, sports meets, distribution of study material to children, minor repairs of school buildings, roads, bridges, etc. and running adult education centers etc. Details of funds released to CAPFs/Army under Civic Action Programme during the last seven years and current financial year is at Annexure-VI.

### **Advertisement and Publicity**

2.66 Keeping in view the peculiar problems of the North East, viz. militancy, infiltration, and perceived feeling of alienation, Ministry of Home Affairs implements a scheme of Advertisement and Publicity in North Eastern States with a view to highlight the activities being undertaken by the Government for peace in the region and also with a view to convey that "Peace Pays". Under this scheme, various initiatives are undertaken including the visits of youth of NE States to the rest of India and vice-versa, under the aegis of Nehru Yuvak Kendra Sangathan (NYKS), telecasting of



various programmes on Doordarshan and AIR, financial assistance to various organizations for organizing functions on NE themes etc. During the last seven years and current financial year, the following expenditure has been made under the scheme:-

| Financial Year | Expenditure<br>(₹ in crore) |
|----------------|-----------------------------|
| 2012-13        | 6.00                        |
| 2013-14        | 2.00                        |
| 2014-15        | 3.00                        |
| 2015-16        | 2.96                        |
| 2016-17        | 2.00                        |
| 2017-18        | 2.90                        |
| 2018-19        | 2.76                        |
| 2019-20        | 3.00                        |

### Other Issues:

#### Resettlement of Bru Migrants

2.67 Due to ethnic violence in the western part of Mizoram in October 1997, a large number of minority Bru (Reang) families migrated to North Tripura in 1997-1998. Approximately 30,000 (5,000 families) Bru migrants were given shelter in six relief camps set-up in Kanchanpur district of North Tripura.

2.68 Approximately ₹ 382.94 crore has been released to Government of Tripura and ₹ 218.90 crore to Government of Mizoram as on 31.12.2019 for rehabilitation/repatriation of Bru families. Repatriation of Brus started in 2010 and till 2014, approximately 1,622 Bru families (8,573 persons) were repatriated in six batches and resettled in Mizoram.

2.69 On 03.07.2018, an agreement was signed by the Government of India, Governments of Mizoram and Tripura and Mizoram Bru Displaced People's Forum (MBDPF) for repatriation of 5,407 Bru families comprising 32,876 persons residing in temporary camps in Tripura. As a result, financial assistance given to Bru families was increased substantially and 328 families comprising 1,369 persons returned to Mizoram under the agreement upto 30.11.2019. There has been a sustained demand of Bru families that they may be settled down in Tripura, considering their apprehensions about their security.

2.70 Considering the demand of Bru families and in order to arrive at a permanent solution to long standing issue of rehabilitating the Bru families, a new agreement was signed by Government of India, Governments of Mizoram and Tripura and representatives of Bru migrants on 16.01.2020 in New Delhi. As per this new agreement, Bru migrants will be settled in Tripura and would be given financial assistance/ aid by the Government of India for their settlement in Tripura and all round development through a package of around ₹ 600 crore. Each resettled family will be given 30x40 sq. ft. piece of land for construction of house in Tripura in addition to the assistance of a fixed deposit of ₹ 4 lakh, ₹ 5,000/- cash assistance per month for two years, free ration for two years and ₹ 1.5 lakh for housing assistance to each family.

2.71 Year-wise details of expenditure/fund released for Rehabilitation Schemes (Grant-in-aid) to Government of Mizoram and Government of Tripura for Bru Migrants during last seven years and current financial year are as follows:

(₹ in crore)

| Financial Year | Tripura | Mizoram |
|----------------|---------|---------|
| 2012-13        | 18.15   | 7.87    |
| 2013-14        | 10.46   | --      |
| 2014-15        | 35.00   | 4.70    |
| 2015-16        | 30.00   | 5.00    |
| 2016-17        | 22.26   | 7.50    |
| 2017-18        | 25.14   | 16.50   |
| 2018-19        | 45.17   | 50.00   |
| 2019-20        | 28.38   | 100.00  |

### Helicopter Service in the North East

2.72 In order to provide connectivity to remote areas and for providing air connectivity to these areas with the rest of India, helicopter services are in operation in the NE States of Arunachal Pradesh, Meghalaya, Nagaland, Sikkim, Tripura, Mizoram and Manipur under non-plan

scheme with subsidy from Ministry of Home Affairs. The subsidy portion is limited to 75% of operational cost after adjusting recovery from passengers. For the purpose of restricting subsidy, annual ceiling of flying hours has been fixed for the helicopter service operating in these States, as tabulated below :-

| NE State          | Type of Helicopter                   | No. of flying hours sanctioned per annum |
|-------------------|--------------------------------------|--|
| Tripura           | Dauphin Double Engine                | 480                                      |
| Arunachal Pradesh | 1st MI-172                           | 960                                      |
|                   | 2nd MI-172                           | 1200                                     |
|                   | Bell 412 Engine                      | 1300                                     |
| Sikkim            | Bell-407 [Single/Double Engine]      | 1200                                     |
| Meghalaya         | Dauphin [Double Engine]              | 720                                      |
| Nagaland          | Dauphin [Double Engine] 2 Helicopter | 1200                                     |
| Mizoram           | Dauphin [Double Engine] 2 Helicopter | 1200                                     |
| Manipur           | Dauphin [Double Engine]              | 744                                      |

2.73 Year-wise details of expenditure/fund released for Helicopter Service in NE States

during last seven years and current financial year:-

| <b>Financial Year</b> | <b>Expenditure /Fund release (₹ in crore)</b> |
|-----------------------|---|
| 2012-13               | 25.00   |
| 2013-14               | 38.08   |
| 2014-15               | 53.41   |
| 2015-16               | 76.45   |
| 2016-17               | 86.00   |
| 2017-18               | 86.00   |
| 2018-19               | 90.00   |
| 2019-20               | 100.00  |

### **Security of Vital Installations**

2.74 The security of vital installations in the country is primarily the responsibility of the Union Ministry/Department or the State Government concerned. The Ministry of Home Affairs advises them on security norms and requirements of vital installations periodically, based on the review of existing arrangements by the Central Security Agencies. Additionally, threat inputs received about the vital installations are promptly shared with the State Government/Union Territory Administration/ Ministries concerned. Based on the requests received from the Organization/ Ministries, CAPFs are deployed for security of certain vital installations. Security categorization of vital installations has been reviewed, and they have been re-categorized as A, B, C, D and E, instead of A, B and C, in view of their threat vulnerability, and to include a wider range of vital installations. Now the number of vital installations has increased to 777.

### **Security of Religious Shrines/Places**

2.75 The security of religious shrines/places

in the country is primarily the responsibility of the State Governments/Union Territory Administrations concerned. However, the Ministry of Home Affairs issues advisories and alerts for strengthening the security of such religious shrines / places to the State Governments/Union Territory Administrations whenever any specific threat inputs are received, or strengthening of security is warranted.

### **Regulation of Arms and Ammunitions**

2.76 **Licences related to Small Arms and Ammunition Manufacturing:** 32 licences have been issued for the manufacturing of small arms and ammunition up to 12.7 mm caliber in the Private Sector, out of which 4 licences have been issued (during the period 01.01.2019 to 31.12.2019).

2.77 **Prohibited Bore Individual Licences:** 23 prohibited bore individual licences have been issued by the MHA (during the period 01.04.2019 to 31.12.2019).

2.78 **Notification issued:** S.O.3872 (E) dated 29<sup>th</sup> October, 2019 published relating to exemption granted to any person being Coorg by race and every Jumma tenure holder in Coorg.

### **The Arms (Amendment) Act, 2019**

2.79 The Arms Act, 1959 was enacted to consolidate and amend the law relating to arms and ammunition. The Arms Act, 1959 and rules made there under regulate the acquisition, possession, use, manufacture, transfer, sale, transport, export and import of arms and ammunition and punishment for contravention of the provisions of the Act, in order to curb illegal weapons and violence stemming from them.

2.80 The law enforcement agencies indicate a growing nexus between possession of illegal firearms and commission of criminal offences. With the advancement in technology, the fire power and sophistication of illegal firearms have increased significantly over the years. The trans-border dimensions of illegal arms trafficking is a threat to internal security and to prevent the usage of illicit firearms so trafficked has also become a prime concern. To effectively curb crimes related to or committed by using illegal firearms and to provide effective deterrence against violation of law, there was an urgent need to strengthen the existing legislative framework by making appropriate amendments in the Arms Act, 1959. Simultaneously, there was also a requirement for rationalising and facilitating the licensing procedures for use of firearms by individuals and sportspersons.

2.81 In order to implement the above measures effectively, the Arms (Amendment) Act, 2019, has been enacted w.e.f. 14.12.2019 vide S.O.4462 (E) dated 14.12.2019 which *inter-alia*, contains: -

- (a) Definition of new offences and punishment for them, such as for taking away firearms from police or armed forces, involvement in organised crime syndicate, illicit trafficking including smuggled firearms of foreign make or prohibited arms and prohibited ammunition, use of firearms in rash and negligent manner or in celebratory gunfire endangering human life etc.;
- (b) Enhanced punishment for existing offences like illegal manufacture, sale, transfer, etc.; illegal acquiring, possessing or carrying prohibited arms or prohibited ammunition; and illegal

manufacture, sale, transfer, conversion, import, export, etc. of firearms; and

- (c) Limit on the number of licenced firearms that individuals can possess is two; enhance the period of arms license from three years to five years and also to enable the issue of arms license in electronic form.

### **National Security Clearance**

2.82 Ministry of Home Affairs (MHA) is the nodal Ministry for granting security clearance in sensitive sectors before issue of licence, permit, permission, contract, etc, to companies, bidders and individuals by the administrative Ministry. The objective of national security clearance is to evaluate potential security threats, including economic threats, and provide risk assessment before clearing investment and project proposals in key sensitive sectors. The aim is to strike a healthy balance between meeting the imperatives of national security on the one hand and facilitating ease of doing business and promoting investment in the country on the other. MHA has streamlined the security clearance procedures and has issued a fresh set of guidelines on security clearance procedures (March 2019) in supersession of the guidelines dated 25.06.2018. A Committee of Officers meets every week in MHA for timely decision on security clearance proposals. 590 proposals related to security clearance were disposed from 01.04.2019 to 31.12.2019.

### **Operationalisation of Kartarpur Sahib Corridor**

2.83 On 22.11.2018, Government approved the proposal to commemorate the 550<sup>th</sup> Birth anniversary of Sri Guru Nanak Devji which, *inter-alia*, includes the opening of Kartarpur

Sahib Corridor for smooth and easy passage of pilgrims to visit Gurudwara Darbar Sahib Kartarpur round the year.

2.84 Kartarpur Sahib Corridor has been built from Dera Baba Nanak to the International Boundary, as an integrated development project, with all modern amenities. An agreement between India and Pakistan was signed on 24.10.2019 in this regard. An online portal for registration of pilgrims intending to use Kartarpur Sahib Corridor has been launched on 24.10.2019.

2.85 Hon'ble Prime Minister inaugurated the Passenger Terminal Building, Dera Baba Nanak on 09.11.2019 and flagged off the 1<sup>st</sup> Jatha for visit to Gurudwara Darbar Sahib, Kartarpur.

### **Visit of Sikh Jatha to Pakistan**

2.86 Every year Sikh Jathas visit Gurudwaras in Pakistan on four occasions such as Baisakhi in April, Guru Arjun Devji Martyrdom Day in June, Barsi of Maharaja Ranjit Singh in June and Guru Nanak Devji's Birthday in October/ November under the bilateral protocol regarding visits to religious shrines signed between India and Pakistan on 14.09.1974. 5,011 pilgrims have visited the Gurudwaras in Pakistan on the occasions of Baisakhi, Barsi of Maharaja Ranjit Singh and Guru Nanak Devji's Birthday during the year 2019-2020.

### **Banning of Sikhs for Justice (SFJ)**

2.87 Sikhs for Justice (SFJ) has been declared as "unlawful association" under Unlawful Activities (Prevention) Act, 1967 vide notification dated 10.07.2019. The Central Government vide Notification dated 07.08.2019 has constituted an Unlawful Activities (Prevention) Tribunal, consisting of Chief Justice, High Court of Delhi.

### **Annual DsGP/IsGP Conference**

2.88 The 54<sup>th</sup> Annual DsGP/IsGP Conference was held at the Indian Institute of Scientific Education and Research (IISER), Pune from December 6-8, 2019. The conference was inaugurated by the Union Home Minister on December 6, 2019. The Hon'ble Prime Minister presided over the proceedings of the Conference from December 7-8, 2019. Detailed deliberations were held on several critical issues related to national security, counter-terrorism, cyber security and significant aspects of policing.

### **Release of Funds on Humanitarian Ground**

2.89 Ministry of Home Affairs deals with a Central Scheme titled 'Central Scheme for Assistance to Civilian Victims/Family of Victims of Terrorist/Communal/LWE Violence and Cross Border Firing and Mine/IED Blasts on Indian Territory', for providing financial assistance for the sustenance and maintenance of the families of the civilian victims of Terrorist/Communal/Left Wing Extremism (LWE) Violence/Cross Border Firing and Mine/IED Blasts. The said scheme is effective from 01.04.2008 in respect of terrorist and communal violence, and from 22.06.2009 in respect of LWE violence. The scheme was made applicable for civilian victims of Cross Border Firing and Mine/IED Blasts on Indian Territory w.e.f. 24.08.2016. The financial assistance was also enhanced from ₹ 3 lakh to ₹ 5 lakh w.e.f. 24.08.2016 for the cases that occurred on or after 24.08.2016. The main objective of the said Scheme is to provide gratuitous assistance to the affected persons as an immediate help. Foreign Nationals and NRIs are also eligible/ covered under the said Scheme with effect from 01.04.2008.



2.90 As the financial assistance constitutes interim relief, hence in order to overcome the difficulties faced by the beneficiaries in availing financial assistance under the Central Scheme and to make the Scheme more effective, simple and pragmatic, the guidelines of the scheme have been revised w.e.f. 03.10.2019. The following are the highlights of the revised guidelines: -

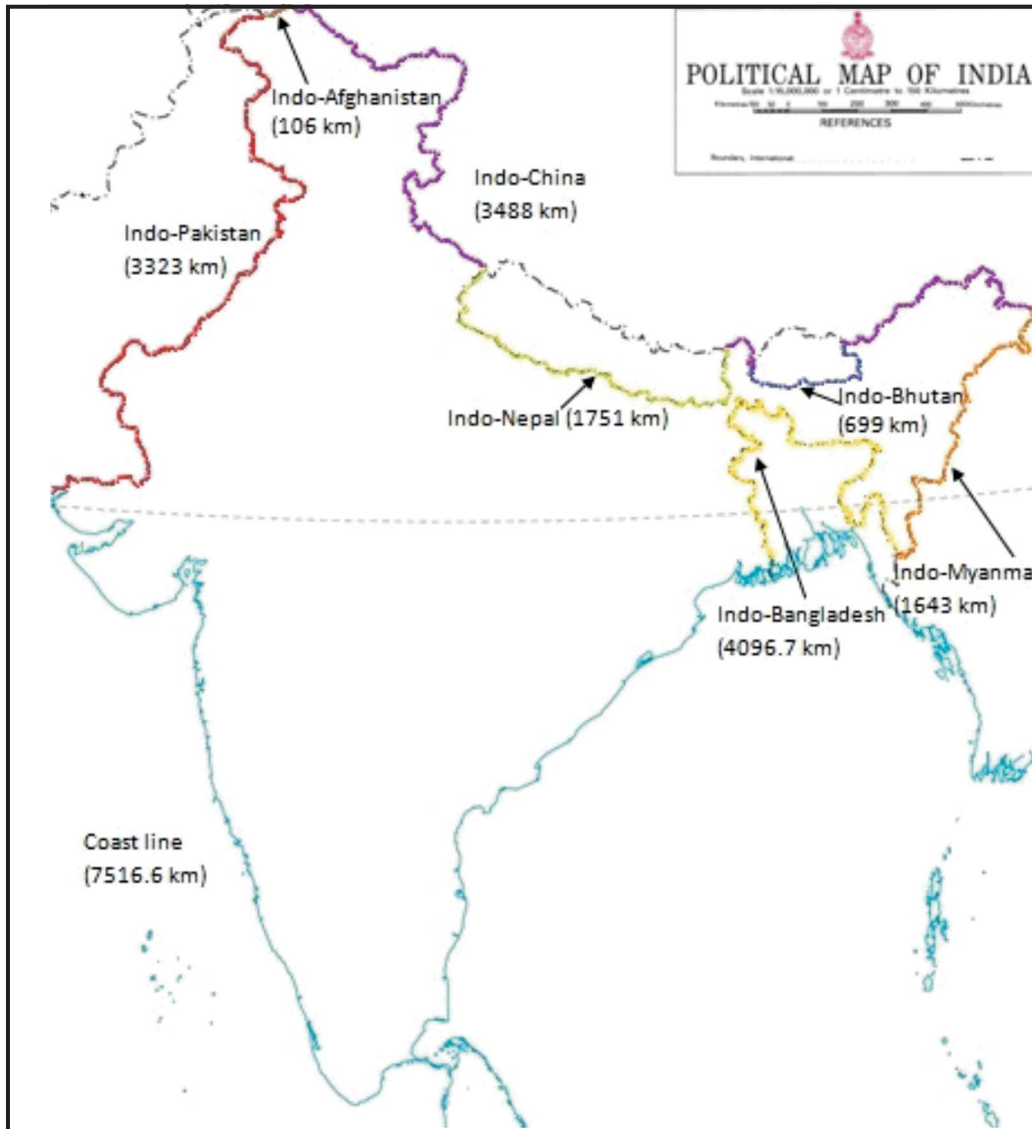
- a) Earlier the entire amount of financial assistance was put in a Fixed Deposit for a lock-in period of three years and the condition of lock-in period was indispensable. This condition has been amended. Now, 50% of the assistance amount will be paid to the victim/beneficiary's Savings Bank Account and the remaining 50% will be put in a Fixed Deposit account for a lock-in period of three years. This amount in Fixed Deposit may be withdrawn before the expiry of the lock-in period under certain circumstances like higher studies of dependent children, construction of first house property, costly medical treatment, or as may be prescribed from time to time.
- b) As per earlier guidelines, eligible beneficiaries could get the financial assistance subject to the condition that he/she or any other member in the family has not been provided a permanent government job on

compassionate grounds. This condition has been removed.

- c) It has been clarified that the SRE Districts/States will be eligible to get financial assistance under SRE Scheme also in addition to the financial assistance of ₹ 5 lakh under the Central Scheme. In the case of Jammu & Kashmir, financial assistance will be governed by letter no. 16016/4/2017-K-V dated 14.06.2018 issued by Jammu, Kashmir & Ladakh Affairs Division, Ministry of Home Affairs.

2.91 The interest accrued on the Fixed Deposit is credited directly by the bank to the savings account of the beneficiary on quarterly basis. At the end of the lock-in period, the principal amount is transferred directly to the savings account of the beneficiary. The payment of assistance to the Victims/Next of Kin of Victims is paid by the District Magistrate/Deputy Commissioner concerned and thereafter, the State Government submits the proposals to the Ministry of Home Affairs for reimbursement. The Central Government makes 70% of the reimbursement immediately, and the balance 30% after receipt of an audit verification report by the Internal Audit Wing of the Ministry of Home Affairs. During the Financial Year 2019-20, an amount of ₹ 1.17 crore (up to 31.12.2019) has been reimbursed under the Scheme by the Ministry of Home Affairs.

\*\*\*\*\*



International Land Border

(Source: Survey of India)

## BACKGROUND

3.1 India has 15,106.7 km of land border and a coastline of 7,516.6 km including island

territories. The length of our land borders with neighbouring countries is as under:

| Name of the country | Length of the border (in km) |
|---------------------|------------------------------|
| Bangladesh          | 4,096.7                      |
| China               | 3,488.0                      |
| Pakistan            | 3,323.0                      |
| Nepal               | 1,751.0                      |
| Myanmar             | 1,643.0                      |
| Bhutan              | 699.0                        |
| Afghanistan         | 106.0                        |
| Total               | 15,106.7                     |

3.2 The Department of Border Management was created in the Ministry of Home Affairs in January, 2004 to devote focused attention to the issues relating to the management of the international land and coastal borders, strengthening of border policing and guarding, creation of infrastructure such as roads, fencing, flood lighting and Border Out Posts (BOPs)/ Company Operating Bases (COBs) at the borders, and implementation of the Border Area Development Programme (BADP).

### Objective of Border Management

3.3 Securing the country's borders against interests hostile to the country and putting in place systems that are able to interdict such elements while facilitating legitimate trade and commerce are among the principal objectives of border management. Proper management of borders, which is vital to national security, presents many challenges and includes coordination and concerted action by the administrative, diplomatic, security, intelligence, legal, regulatory and economic agencies of the country, to secure the frontiers and to serve its best interests.

3.4 As part of strategy to secure the borders as also to create infrastructure in the border areas of the country, several initiatives have been

undertaken by the Department of Border Management. These include construction of the fence, floodlighting, Border Out Posts/ Company Operating Bases and building roads along Indo-Pakistan, Indo-Bangladesh, Indo-China, Indo-Nepal, Indo-Bhutan and Indo-Myanmar borders, development of Integrated Check Posts (ICPs) at various locations on the international borders of the country, and measures to strengthen the Coastal Security. In addition, various developmental works in the border areas have been undertaken by the Department under the Border Area Development Programme (BADP), as part of a comprehensive approach to the border management.

3.5 Deployment of forces along the borders is based on the principle of '**One Border, One Border Guarding Force (BGF)**'. Accordingly, domination of each border has been entrusted to a particular Border Guarding Force as under: -

- Bangladesh and Pakistan Borders - Border Security Force (BSF)
- China Border - Indo-Tibetan Border Police (ITBP)
- Nepal and Bhutan Borders - Sashastra Seema Bal (SSB)
- Myanmar Border - Assam Rifles

Besides this:

- Indian Army is guarding land borders along the LoC on Pakistan border along with BSF and Line of Actual Control (LAC) on China border along with ITBP.
- Indian Navy is responsible for overall Maritime Security which includes coastal and offshore security. Indian Coast Guard has been additionally designated as authority responsible for coastal security in India's territorial



waters including areas to be patrolled by the Coastal Police.

3.6 Approach and practices of border management vary from one border to another based on the security perceptions and relationship with the neighbouring country.

## Management of International Borders

### INDO-BANGLADESH BORDER (IBB)

3.7 The Indian side of the Indo-Bangladesh Border passes through West Bengal (2216.7 km), Assam (263 km), Meghalaya (443 km), Tripura (856 km) and Mizoram (318 km). The entire stretch consists of plains, riverine belts, hills and jungles. The area is heavily populated and is cultivated right upto the border.

### Border Out Posts (BOPs)

3.8 Border Out Posts (BOPs) are the main

workstations of the BSF along the borders. These are self-contained defence out-posts with a specified area of responsibility established along the entire continuum of land borders. Inter-alia, the BOPs are meant to provide an appropriate show of force to deter trans-border criminals, infiltrators and the hostile elements from indulging in the activities of intrusion/encroachment and border violations. Each BOP is provided with the necessary infrastructure for accommodation, logistic supports and combat functions. At present, 1,062 BOPs are held by BSF along the Indo-Bangladesh Border.

3.9 A proposal for the construction of 422 Composite BOPs along Indo-Pakistan Border (IPB) and Indo-Bangladesh Border (IBB), has already been approved by the Government of India. Out of 422 Composite BOPs, 326 Composite BOPs are to be constructed along the Indo-Bangladesh Border.



**Border Outpost along Indo-Bangladesh Border**

(Source: BSF)

### Fencing

3.10 In order to curb the infiltration, smuggling and other anti-national activities

from across the Indo-Bangladesh Border, the Government of India has undertaken the construction of fencing along this border.

3.11 The Indo-Bangladesh Border is marked by a high degree of porosity, and the checking of illegal cross border activities and illegal migration from Bangladesh to India have been major challenges. In order to prevent illegal migration and illegal activities including anti-national activities from across the border, the Government of India had sanctioned the construction of border fencing with floodlights in two phases. The total length of Indo-Bangladesh border is 4096.7 km, out of which about 3063.24 km has been covered by physical fencing and remaining about 1033.46 km will be covered by physical and non-physical

barriers. All the ongoing works will be completed by December, 2020. The stretches where physical fence is not feasible will be covered by Technological Solutions. Besides, it is planned to replace the old design fence with a new design fence which has anti-cut, anti-rust and anti-climb features. There have been some problems in the construction of fencing in certain stretches on this border due to riverine/ low lying areas, habitations within 150 yards of the border, pending land acquisition cases and protests by the border population, which has led to a delay in the completion of the project.



**New Design Fence along Indo-Bangladesh Border**

(Source: BSF)

### **Comprehensive Integrated Border Management System (CIBMS) along Indo-Bangladesh Border**

3.12 The Government of India has taken an initiative to cover the area where physical fence is not feasible with non-physical barriers in the form of Comprehensive Integrated

Border Management System (CIBMS). CIBMS includes integration of manpower, sensors, networks, intelligence and Command & Control Solutions to improve situational awareness at different levels of the hierarchy to facilitate prompt and informed decision making and quick response to emerging



situations. In Phase-I, a pilot project along the 61 km riverine border in Dhubri, Assam along Indo-Bangladesh Border is being

implemented. After evaluation of Phase-I of the project, subsequently Phase-II & Phase-III of CIBMS will be rolled out in other areas.



**CIBMS Project at Dhubri (Assam)**

(Source: BSF)

## Roads

3.13 In order to have better communication and operational mobility of BSF in border areas,

border roads have been constructed. So far, 3,697 km border road has been constructed out of the sanctioned length of 4,223.04 km.



**Road along Indo-Bangladesh Border**

(Source: BSF)

## Floodlighting

3.14 The Government of India has decided to undertake the work of installation of floodlights

along Indo-Bangladesh Border. Out of 2698.6 km length of Border Flood Light which has been sanctioned along the border, about 2411.263 km has been completed.



**Floodlight along Indo-Bangladesh Border**

(Source: BSF)

## INDO-PAKISTAN BORDER (IPB)

3.15 India shares 3,323 km of its land border with Pakistan. This border runs along the States of Gujarat, Rajasthan, Punjab, Union Territory of Jammu & Kashmir and Union Territory of Ladakh. The Indo-Pakistan border has varied terrain and distinct geographical features. This border is characterized by attempts of infiltration by the terrorists and smuggling of the arms, ammunition and contraband, the LoC being the most active and live portion of the border.

### Border Out Posts (BOPs)

3.16 Presently, 659 BOPs are held by BSF

along the Indo-Pakistan Border. Proposal for construction of 93 Composite BOPs along the Indo-Pakistan Border has been approved. The construction of these Composite BOPs will provide the entire necessary infrastructure for the accommodation, logistic support and the combat functions of the BSF troops deployed on the Indo-Pakistan border. Construction activities in 90 BOPs have been completed and work is in progress in the remaining 3 BOPs. Further, a proposal for construction of 18 Coastal BOPs along Indo-Pakistan Border has been approved and work is under progress.



**Border Outpost along Indo-Pakistan Border**

(Source: BSF)

### **Floodlighting**

3.17 In order to curb the attempt of infiltration and cross-border crimes along the Indo-Pakistan Border, the Government of India has sanctioned 2043.76 km of floodlights along the international border in the States of Gujarat, Rajasthan, Punjab and Union Territory of Jammu & Kashmir. Out of 2043.76 km sanctioned floodlight along Indo-Pakistan

Border, 1983.76 km has been completed.

### **Fence**

3.18 In order to curb the infiltration, smuggling and other anti-national activities from across the Indo-Pakistan Border, the Government of India has sanctioned 2069.046 km fence, out of which 2021.886 km fence work has been completed.



**Fence & Floodlighting along Indo-Pakistan Border**

(Source: BSF)



### **Comprehensive Integrated Border Management System (CIBMS) along Indo-Pakistan Border**

3.19 As part of initiative by Government of India to cover the Indo-Pakistan Border through physical or non-physical barriers, the area where physical fence is not feasible, will be

covered through non physical barriers in the form of Comprehensive Integrated Border Management System (CIBMS). In Phase-I, a pilot project along two stretches of five km each has been implemented in Jammu on Indo-Pakistan Border. In Phase-II & Phase-III, CIBMS will be implemented in other areas.



**CIBMS Project at Jammu (J&K)**



(Source: BSF)

### **INDO-MYANMAR BORDER (IMB)**

3.20 India shares a 1,643 km long border with Myanmar. The States of Arunachal Pradesh (520 km), Nagaland (215 km), Manipur (398 km) and Mizoram (510 km) have a common border with Myanmar. The Assam Rifles is guarding the Indo-Myanmar Border. Out of 1,643 km, demarcation of 1,472 km has been completed. There are two undemarcated portions along Indo-Myanmar Border:

- (a) Lohit sub-sector of Arunachal Pradesh – 136 km.

- (b) Kabaw valley in Manipur – 35 km.

3.21 There is a Joint Boundary Working Group (JBWG) between India and Myanmar to examine/ discuss all boundary related issues in a comprehensive manner. The mandate of JBWG includes discussion on settlement of 09 unsettled Boundary Pillars (BPs) in Manipur Sector, construction within 10 meter 'No Construction Zone', demarcation of boundary beyond BP 186 in Arunachal Pradesh Sector and any other related issues as mutually agreed upon between the two sides.

3.22 A Free Movement Regime (FMR) exists between India and Myanmar. Under the FMR, every member of the hill tribes, who is either a citizen of India or a citizen of Myanmar and who is resident of any area within 16 km on either side of Indo-Myanmar Border (IMB) can cross the IMB on production of a border pass (with one-year validity) issued by the competent authority and can stay up to two weeks per visit.

### **INDIA-CHINA BORDER**

3.23 To redress the situation arising out of lack of adequate infrastructure along the Indo-China Border, the Ministry of Home Affairs has undertaken the construction of roads along the Indo-China Border in the Union Territory of Ladakh and States of Himachal Pradesh, Uttarakhand, Sikkim and Arunachal Pradesh. Indo-Tibetan Border Police (ITBP) has been deployed as Border Guarding Force for Indo-China Border.

### **INDO-NEPAL BORDER**

3.24 India and Nepal share an open border of 1,751 km. The main challenges are to check the misuse of open border by the terrorists and criminals for illegal and anti-national activities, and to improve the security along this border. 34 battalions of Sashastra Seema Bal (SSB) have been deployed as the Border Guarding Force (BGF) on this border.

3.25 To facilitate bilateral dialogue on matters of mutual concern regarding border management, Governments of India and Nepal have decided to constitute an institutionalised mechanism in the form of Home Secretary-level talks and Joint Working Group at the level of Joint Secretaries. In addition, there is a mechanism of Border District Coordination Committees at the level of district officials of the two countries. These mechanisms serve as platforms for

discussing the issues of mutual concern such as containing cross border crimes, smuggling, situations arising out of terrorist activities at the national and regional/local levels.

3.26 In order to meet the operational requirements of the Sashastra Seema Bal (SSB), the Government has approved the construction and up-gradation of 1,377 km of strategic roads along the Indo-Nepal Border in the States of Uttarakhand (173 km), Uttar Pradesh (640 km) and Bihar (564 km). 253.87 km road has been completed along the Indo-Nepal Border.

### **INDO-BHUTAN BORDER**

3.27 To improve the security environment along the Indo-Bhutan Border measuring 699 km, 19 Battalions of Sashastra Seema Bal (SSB) have been deployed as the Border Guarding Force.

3.28 A bilateral mechanism in the form of a Secretary level India-Bhutan Group on Border Management and Security exists. This mechanism has proved to be useful in assessing threat perceptions of the two countries from elements attempting to take advantage of open borders and in discussing ways of improving the security environment along the border areas.

3.29 The Government of India has approved the construction of a 313 km border road for which a Detailed Project Report (DPR) is under preparation.

### **BORDER AREA DEVELOPMENT PROGRAMME (BADP)**

3.30 The Department of Border Management, Ministry of Home Affairs is implementing the Border Area Development Programme (BADP) through the State and Union Territory (UT) Governments, as a part of the comprehensive approach to border management. The aim of

BADP is to meet special developmental needs and well being of people living in the remote and inaccessible areas situated near the international borders, and to provide essential infrastructure through convergence of the Central/State /UT/BADP/Local schemes and participatory approach. The programme covers 396 border blocks in 111 border districts of 16 States and 2 Union Territories located along the international land borders. The BADP is a Core Centrally Sponsored Scheme (CSS). The funding pattern of BADP (like other Core CSSs), in respect of 8 North-Eastern States (viz. Arunachal Pradesh,

Assam, Manipur, Meghalaya, Mizoram, Nagaland, Tripura and Sikkim), 2 Himalayan States (viz. Himachal Pradesh and Uttarakhand) and 1 Union Territory (UT) (viz. Jammu and Kashmir) is in the ratio 90:10 (Centre Share : State/UT Share), and in respect of 6 other States (viz. Bihar, Gujarat, Punjab, Rajasthan, Uttar Pradesh and West Bengal) the ratio is 60:40. In the case of Union Territory of Ladakh (UT without legislature) Centre Share is 100%. Funds are provided to the States/UTs for execution of projects relating to infrastructure, livelihood, education, health, agriculture and allied sectors.



**Construction of Tourist Information Centre including electricity and water connection.  
Village: Mawlynnong, Block: Pynursla, District: East Khasi Hills (Meghalaya).  
Year of Completion: 2019-20**

(Source: State Government of Meghalaya)

### **Guidelines of BADP**

3.31 The programme covers all the villages which are located within 0-10 km distance of the International Border. The works/projects undertaken under the BADP relate to the construction of roads, bridges, drinking water

supply, health, agriculture and allied activities, social sector activities such as creation of social infrastructure, capacity building and skill development, and construction of toilets particularly for women, education, sports activities, promotion of rural tourism/border tourism, etc.





**Construction of Additional School Building for Lalpani L. P. School at Village: Lalpani, Block: Mawsynram, District: East Khasi Hills (Meghalaya). Year of Completion: 2019-20**

(Source: State Government of Meghalaya)

**Funding Pattern under BADP**

3.32 As per the BADP guidelines (June, 2015), annual budgetary allocation is divided into two components viz, (i) 40% of total allocation is for the eight North-Eastern (NE) States including Sikkim; and (ii) Remaining 60% of total

allocation is distributed among 8 States and 2 Union Territories having international land border. Funds are allocated to States/UTs on the basis of (i) Length of international border; (ii) Population of the border blocks; and (iii) Area of the border blocks. 15% weightage is given to hilly, desert and Rann of Kutch areas.



**Construction of missing Link Road in Rajasthan from Utarba to Devalgarh N.H 25 Date of Completion: 02.03.2019**

(Source: State Government of Rajasthan)

### Fund Flow and Progress under BADP

3.33 In 2019-20, budgetary allocation for BADP is ₹ 824.94 crore. The details of funds

released to the States/UTs under BADP during the past four financial years (2015-16 to 2018-19) and current financial year (2019-20) are as under:

#### Statement showing the release of funds under BADP during 2015-16 to 2019-20

(₹ in crore)

| Sl. No | State/UT**         | 2015-16       | 2016-17<br>(Central Share) | 2017-18<br>(Central share) | 2018-19<br>(Central Share) | 2019-20<br>(Central Share) As on 31.12.2019 |
|--------|--------------------|---------------|----------------------------|----------------------------|----------------------------|---|
|        |                    | Release       | Release                    | Release                    | Release                    | Release                                     |
| 1.     | Arunachal Pradesh  | 89.96         | 108.97                     | 154.14                     | 80.87                      | 42.15                                       |
| 2.     | Assam              | 30.66         | 34.05                      | 56.00                      | 49.50                      | 63.30                                       |
| 3.     | Bihar              | 60.65         | 46.00                      | 46.00                      | 32.20                      | 51.09                                       |
| 4.     | Gujarat            | 33.08         | 38.00                      | 31.72                      | 56.23                      | 14.00                                       |
| 5.     | Himachal Pradesh   | 23.10         | 31.00                      | 35.00                      | 25.95                      | 17.58                                       |
| 6.     | Jammu & Kashmir**  | 130.11        | 190.39                     | 198.89                     | 84.00                      | 69.24                                       |
| 7.     | Ladakh**           |               |                            |                            |                            |   |
| 8.     | Manipur            | 22.00         | 30.76                      | 27.56                      | 20.34                      | 14.93                                       |
| 9.     | Meghalaya          | 27.31         | 36.67                      | 36.56                      | 22.69                      | 16.02                                       |
| 10.    | Mizoram            | 38.62         | 46.00                      | 46.00                      | 32.20                      | 30.96                                       |
| 11.    | Nagaland           | 29.10         | 32.15                      | 40.04                      | 33.96                      | 9.69  |
| 12.    | Punjab             | 38.12         | 27.98                      | 28.00                      | 33.08                      | 24.72                                       |
| 13.    | Rajasthan          | 158.39        | 123.72                     | 116.00                     | 81.20                      | 38.53                                       |
| 14.    | Sikkim             | 20.00         | 25.00                      | 28.01                      | 27.50                      | 20.98                                       |
| 15.    | Tripura            | 50.57         | 70.89                      | 65.07                      | 49.70                      | 44.64                                       |
| 16.    | Uttar Pradesh      | 48.59         | 38.00                      | 38.00                      | 26.60                      | 0.00  |
| 17.    | Uttarakhand        | 27.95         | 27.08                      | 31.00                      | 29.20                      | 25.62                                       |
| 18.    | West Bengal        | 161.79        | 108.32                     | 122.00                     | 85.40                      | 115.21                                      |
|        | <b>Grand Total</b> | <b>990.00</b> | <b>1015.00</b>             | <b>1100.00</b>             | <b>770.62</b>              | <b>598.66</b>                               |

\*\* J&K State has now been bifurcated into two Union Territories viz, Jammu & Kashmir and Ladakh.





**Construction of Basketball Court at Village: Amjalong, Block: Dawki, District: West Jaintia Hills (Meghalaya), Year of Completion: 2019-20**

(Source: State Government of Meghalaya)

## COASTAL SECURITY

### India's Coastline

3.34 India has a coastline of 7516.6 km bordering the mainland and the islands in Bay of Bengal in the East, the Indian Ocean on the South and the Arabian Sea on the West. The following nine States and four Union Territories are situated on the coast:-

| Sl.No | State/UT       | Length (in km) |
|-------|----------------|----------------|
| 1     | Gujarat        | 1214.70        |
| 2     | Maharashtra    | 652.60         |
| 3     | Goa            | 101.00         |
| 4     | Karnataka      | 280.00         |
| 5     | Kerala         | 569.70         |
| 6     | Tamil Nadu     | 906.90         |
| 7     | Andhra Pradesh | 973.70         |

|    |                           |                |
|----|---------------------------|----------------|
| 8  | Odisha                    | 476.40         |
| 9  | West Bengal               | 157.50         |
| 10 | Daman & Diu               | 42.50          |
| 11 | Lakshadweep               | 132.00         |
| 12 | Puducherry                | 47.60          |
| 13 | Andaman & Nicobar Islands | 1962.00        |
|    | <b>TOTAL</b>              | <b>7516.60</b> |

### Maritime and Coastal Security Set-up

3.35 Indian Navy has been designated as the authority responsible for overall maritime security, which includes coastal and offshore security. Indian Navy is assisted by Indian Coast Guard (ICG), Coastal Police and other Central and State agencies. ICG is also designated as an authority responsible for coastal security in

territorial waters including the areas to be patrolled by Coastal Police. The Director General of ICG has been designated as Commander Coastal Command and is responsible for overall coordination between Central and State agencies in all matters relating to coastal security.

### Coastal Security Scheme (CSS)

3.36 The Department of Border Management is implementing CSS in phases with the objective of strengthening infrastructure of the Police Force of coastal States/UTs, for patrolling and surveillance of coastal areas, particularly shallow waters close to the coast.

3.37 The CSS (Phase-I) was implemented from 2005-06 with an outlay of ₹ 646 crore over a period of 6 years. Under the scheme, coastal States/UTs were provided with 73 Coastal Police Stations (CPS), 97 check posts, 58 outposts, 30 barracks, 204 interceptor boats,

153 jeeps, 312 motorcycles and 10 Rigid Inflatable Boats (RIBs).

3.38 The CSS (Phase-II) has been formulated in the context of the fast changing coastal security scenario subsequent to the Mumbai terror attacks on 26.11.2008, and followed by a vulnerability /gap analysis carried out by coastal States and UTs which projected additional requirements for strengthening the coastal security infrastructure. The CSS (Phase-II) approved by the Cabinet Committee on Security (CCS) with an outlay of ₹ 1579.91 crore is under implementation upto 31.03.2020. Under the Phase-II, the coastal States/UTs are to be provided with 131 CPS, 60 jetties, 10 Marine Operational Centres, 150 boats (12 Tons), 75 special category of boats/RIBs, 131 four wheelers and 242 motorcycles. The details of approved components under the Scheme are as given below:

| Sl. No. | Name of State/ UT | Coastal Police Stations | Boats/Vessels |                | Number of jetties | Four-wheelers | Motor Cycles |
|---------|-------------------|-------------------------|---------------|----------------|-------------------|---------------|--------------|
|         |                   |                         | 12 Ton        | Others         |                   |               |              |
| 1       | Gujarat           | 12                      | 21            | 10 (5 ton)     | 5                 | 12            | 24           |
| 2       | Maharashtra       | 7                       | 14            |                | 3                 | 7             | 14           |
| 3       | Goa               | 4                       | 4             |                | 2                 | 4             | 8            |
| 4       | Karnataka         | 4                       | 12            |                | 2                 | 4             | 8            |
| 5       | Kerala            | 10                      | 20            |                | 4                 | 10            | 20           |
| 6       | Tamil Nadu        | 30                      | 0             | 20 (19 m)      | 12                | 30            | 60           |
| 7       | Andhra Pradesh    | 15                      | 30            |                | 7                 | 15            | 30           |
| 8       | Orissa            | 13                      | 26            |                | 5                 | 13            | 26           |
| 9       | West Bengal       | 8                       | 7             |                | 4                 | 8             | 16           |
| 10      | Daman & Diu       | 2                       | 4             |                | 2                 | 2             | 4            |
| 11      | Lakshadweep       | 3                       | 6             | 12 RIB         | 2                 | 3             | 6            |
| 12      | Puducherry        | 3                       | 6             |                | 2                 | 3             | 6            |
| 13      | A&N Islands       | 20#<br>10 MOCs          |               | 10 LV<br>23RIB | 10                | 20            | 20           |
|         | <b>Total</b>      | <b>131</b>              | <b>150</b>    | <b>75</b>      | <b>60</b>         | <b>131</b>    | <b>242</b>   |

MOC- Marine Operational Centers, LV- Large Vessels, RIB- Rigid Inflatable Boats,  
# - Existing Coastal Police Stations will be upgraded.

3.39 Under CSS Phase-II, 127 CPSs have been operationalized, 33 jetties have been constructed, 10 Marine Operational Centres are functional, 131 four wheelers and 242

motorcycles have been procured.

3.40 State/UT wise implementation of CSS-II is as below.

| Sl. No. | State/UT(#)    | CPS        |             |             |                       | Jetties    |                       | Four wheelers |            | Two wheelers |            | Marine Operation Centres |             |             |
|---------|----------------|------------|-------------|-------------|-----------------------|------------|-----------------------|---------------|------------|--------------|------------|--------------------------|-------------|-------------|
|         |                | Sanctioned | Operational | Constructed | Construction underway | Sanctioned | Constructed/ upgraded | Sanctioned    | Purchased  | Sanctioned   | Purchased  | Sanctioned               | Operational | Constructed |
| 1       | Gujarat        | 12         | 12          | 11          | 1                     | 5          | 0                     | 12            | 12         | 24           | 24         | 0                        | 0           | 0           |
| 2       | Maharashtra*   | 7          | 7           | 4           | 0                     | 3          | 14                    | 7             | 7          | 14           | 14         | 0                        | 0           | 0           |
| 3       | Goa            | 4          | 4           | 1           | 2                     | 2          | 2                     | 4             | 4          | 8            | 8          | 0                        | 0           | 0           |
| 4       | Karnataka      | 4          | 4           | 4           | 0                     | 2          | 0                     | 4             | 4          | 8            | 8          | 0                        | 0           | 0           |
| 5       | Kerala         | 10         | 10          | 10          | 0                     | 4          | 2                     | 10            | 10         | 20           | 20         | 0                        | 0           | 0           |
| 6       | Tamil Nadu     | 30         | 27          | 30          | 0                     | 12         | 0                     | 30            | 30         | 60           | 60         | 0                        | 0           | 0           |
| 7       | Andhra Pradesh | 15         | 15          | 15          | 0                     | 7          | 0                     | 15            | 15         | 30           | 30         | 0                        | 0           | 0           |
| 8       | Orissa         | 13         | 13          | 11          | 2                     | 5          | 2                     | 13            | 13         | 26           | 26         | 0                        | 0           | 0           |
| 9       | West Bengal    | 8          | 8           | 6           | 2                     | 4          | 0                     | 8             | 8          | 16           | 16         | 0                        | 0           | 0           |
| 10      | Daman & Diu    | 2          | 1           | 2           | 0                     | 2          | 2                     | 2             | 2          | 4            | 4          | 0                        | 0           | 0           |
| 11      | Puducherry     | 3          | 3           | 1           | 1                     | 2          | 2                     | 3             | 3          | 6            | 6          | 0                        | 0           | 0           |
| 12      | Lakshadweep    | 3          | 3           | 1           | 2                     | 2          | 1                     | 3             | 3          | 6            | 6          | 0                        | 0           | 0           |
| 13      | A&N Islands    | 20         | 20          | 20          | 0                     | 10         | 8                     | 20            | 20         | 20           | 20         | 10                       | 10          | 1           |
|         | <b>TOTAL</b>   | <b>131</b> | <b>127</b>  | <b>116</b>  | <b>10</b>             | <b>60</b>  | <b>33</b>             | <b>131</b>    | <b>131</b> | <b>242</b>   | <b>242</b> | <b>10</b>                | <b>10</b>   | <b>1</b>    |

(\*) - State Government of Maharashtra is upgrading 14 jetties of Maharashtra Maritime Board (MMB) by constructing engine rooms, operational rooms for the crew of boats instead of construction of new jetties.

## Other Coastal Security Initiatives

### Community Interaction Programmes (CIP)

3.41 Indian Coast Guard (ICG) has been undertaking CIPs for the fishermen to bring awareness about safety issues at sea. The CIPs are also conducted to sensitize the fishing community on the prevailing security situation and develop them to be the “Eyes and Ears” for information.

### Fishermen Biometric ID Cards

3.42 Fisherman Biometric ID Cards are issued to the fishermen by the Union Department of Fisheries. During the 24<sup>th</sup> Meeting of Western Zonal Council held on 22.08.2019 under the chairmanship of Hon'ble Union Home Minister, it was decided that all marine fishermen going into the sea (Territorial waters, Exclusive Economic Zone and High Seas) should carry a QR enabled Aadhaar Card with a good quality picture printed on or after 13.03.2019.

### Tracking of Vessels/Boats

3.43 All vessels above 20 metres length are mandatorily required to be fitted with Automatic Identification System (AIS) equipment. However, for boats less than 20 meters, presently no formal mechanism is in place to track their movements. Based on the recommendations of a Committee under the Chairmanship of Secretary (BM), Proof of Concept (POC) project for installation of 1050 satellite-based transponders in sub 20-meter fishing vessels registered in Tamil Nadu and Gujarat (500 terminals each) and Puducherry (50 terminals) have been completed with a view to implement it in all of the coastal States/ UTs. The issue was discussed in the 17<sup>th</sup> meeting of National Committee on Strengthening Maritime and Coastal Security against Threats from the Sea (NCSMCS), held on 23.09.2019, wherein the Committee has recommended that “Department of Fisheries may make provisions relating to

mandatory installation of transponders in sub 20-meter fishing boats in the National Marine Fisheries (Regulations & Management) Bill, 2019 and expedite its finalization on priority.”

3.44 Subsequently, Department of Fisheries constituted an 'Expert Committee' for 'Examination of veracity of various tracking/ communication devices available/ developed for different category of marine fishing vessels', and a High Level Meeting to discuss and firm up the recommendations of the said 'Expert Committee' has also been held on 11.11.2019.

### Security of Non-Major Ports

3.45 There are 227 non-major ports in Coastal States. A 'Compendium of Guidelines on Security of Non-Major Ports' was circulated to all stake-holders on 11.03.2016. It contains a broad spectrum of basic security requirements which are needed at minor ports to address various security concerns. This Ministry has also requested all coastal States/ UT Governments to make their respective Non-Major Ports International Ship and Port Facility Security (ISPS) compliant, as per the guidelines of the Ministry of Shipping.

### Security of Single Point Mooring

3.46 Single-Point Mooring (SPM) is a loading buoy anchored offshore that serves as a mooring point and interconnects for tankers loading or offloading gas or liquid products. There are 26 SPMs in operation at varying distances from the coast. MHA has evolved a Standard Operating Procedure (SOP) for security of SPMs, which has been circulated to all Coastal States/UTs for compliance.

### Coastal Mapping

3.47 Coastal Mapping is an important step towards strengthening of coastal security. Coastal Mapping is a process of putting

information on the map which includes vital details and locations of Coastal Police Stations, Local Police Stations, intelligence set-up, fish landing points, fishing villages, ports, Customs Check Posts, hospitals, railway stations, bus stations, bomb disposal facilities etc. The Coastal States/UTs of Gujarat, Maharashtra, Goa, Karnataka, Kerala, Tamil Nadu, Andhra Pradesh, Odisha, West Bengal, Daman & Diu, Puducherry and A&N Islands have completed the process of Coastal Mapping. Lakshadweep is in the process of completing the exercise.

### **National Academy of Coastal Policing (NACP)**

3.48 The Government of India has approved, in-principle, the setting up of National Academy of Coastal Policing (NACP). A temporary campus of the Academy has started functioning in the Dev Bhoomi district of Dwarka, Gujarat w.e.f 29.10.2018. Three batches comprising 147 coastal police/customs personnel have completed the Marine Police Foundation Course. DPR for setting up the permanent campus of the NACP is under preparation.

### **Development of Integrated Check Posts (ICPs)**

3.49 The Land Ports Authority of India (LPAI) was established under the LPAI Act, 2010 on 01.03.2012. It functions as a statutory body under the Department of Border Management, MHA with representation from the Ministry of External Affairs, the Ministry of Commerce and Industry, the Department of Revenue and other stakeholders. LPAI also associates with the concerned State Governments and Border Guarding Forces (BGFs) like BSF, SSB, ITBP and Assam Rifles, deployed at the borders of India, in its functioning.

3.50 LPAI provides “single window” infrastructural facilities such as warehouses,

examination sheds, parking bays, weigh bridges etc. for the cross border movement of passengers and goods at designated locations on the international land borders of India with Bangladesh, Myanmar, Nepal and Pakistan. LPAI undertakes this by setting up Integrated Check Posts (ICPs) at the existing Land Customs Stations. The ICPs are envisaged to provide all the facilities required for the discharge of sovereign and non-sovereign functions to enable smooth cross border movement of individuals, vehicles and goods within an integrated complex. This would facilitate the processes of immigration, customs, security, quarantine etc. To enable this, the infrastructural facilities provided by the ICPs are as under:-

- (a) Passenger Terminal Building
- (b) 24 hrs. power supply–Electrical substation–DG Sets–power back-up
- (c) Cargo inspection sheds
- (d) Quarantine Block
- (e) Banks
- (f) Baggage/ Human body X-ray scanners
- (g) Isolation Bay
- (h) Cafeteria
- (i) Currency exchange
- (j) Cargo process building
- (k) Warehouse/Cold storage
- (l) Area for loose cargo
- (m) Weigh bridges
- (n) Secure and well-lit premises/ CCTV/PA System/Fire alarm systems
- (o) Parking area for passenger and cargo vehicles
- (p) Other public utilities

An ICP, although a single complex, is segregated into a passenger facilitation area and a cargo area for processing of imports and exports.



## 3.51 Status of the ICPs under Phase - I

| Sl. No. | Location  | State       | Border     | Status                        |
|---------|-----------|-------------|------------|-------------------------------|
| 1       | Attari    | Punjab      | Pakistan   | Operationalized on 13.04.2012 |
| 2       | Agartala  | Tripura     | Bangladesh | Operationalized on 17.11.2013 |
| 3       | Petrapole | West Bengal | Bangladesh | Operationalized on 12.02.2016 |
| 4       | Raxaul    | Bihar       | Nepal      | Operationalized on 03.06.2016 |
| 5       | Jogbani   | Bihar       | Nepal      | Operationalized on 15.11.2016 |
| 6       | Moreh     | Manipur     | Myanmar    | Operationalized on 04.01.2019 |
| 7       | Dawki     | Meghalaya   | Bangladesh | Under development             |

**Development of additional ICPs**

3.52 The following 13 locations have been identified for development of Integrated Check

Posts to further improve the security on the border, and to facilitate and improve bilateral trade relations with the respective neighbouring countries:-

| Sl. No. | ICP Location  | State         | District           | Border     |
|---------|---------------|---------------|--------------------|------------|
| 1.      | Rupaidiha     | Uttar Pradesh | Bahraich           | Nepal      |
| 2.      | Sunauli       | Uttar Pradesh | Maharajganj        | Nepal      |
| 3.      | Sutarkandi    | Assam         | Karimganj          | Bangladesh |
| 4.      | Ghojadanga    | West Bengal   | North 24 Paraganas | Bangladesh |
| 5.      | Changrabandha | West Bengal   | Cooch Behar        | Bangladesh |
| 6.      | Fulbari       | West Bengal   | Jalpaiguri         | Bangladesh |
| 7.      | Jaigaon       | West Bengal   | Alipurduar         | Bhutan     |
| 8.      | Panitanki     | West Bengal   | Darjeeling         | Nepal      |
| 9.      | Mahadipur     | West Bengal   | Malda              | Bangladesh |
| 10.     | Hili          | West Bengal   | Dakshin Dinajpur   | Bangladesh |
| 11.     | Banbasa       | Uttrakhand    | Champawat          | Nepal      |
| 12.     | Kawarpuchhuah | Mizoram       | Lunglei            | Bangladesh |
| 13.     | Bhitamore     | Bihar         | Sitamarhi          | Nepal      |

3.53 The Government of India has approved the setting up of three ICPs at Sunauli, Rupaidiha (both in UP) along Indo-Nepal Border and Sutarkandi (Assam) along Indo-Bangladesh Border, and development of Passenger Terminal Building at ICP Petrapole. Besides, in-principle approval has also been accorded for acquisition of land and preparation of Detailed Engineering Report (DER) by LPAI for developing of 10 ICPs, at Hili, Changrabandha, Kawarpuichhuah, Jaigaon, Panitanki, Ghojadanga, Banbasa, Mahadipur, Fulbari and Bhattamore, for which DPR is under preparation.

- (a) **ICP Rupaidiha, (India-Nepal Border):** Land measuring 144 acre has been acquired and is under possession of the LPAI, which has constructed the boundary wall. Project Management Consultant has been appointed and development works are in process.
- (b) **ICP Sutarkandi (India-Bangladesh Border):** LPAI has taken over Border Trade Centre (BTC) along with 3.38 acres of land on 28.06.2019 from the State Government of Assam. After carrying out certain modifications to the existing facilities, the ICP has partially been operationalized. Acquisition of additional land for development of ICP is in process.
- (c) **ICP Sunauli (India-Nepal Border):** Land measuring 117 acre has been identified and the process of land acquisition is in progress.
- (d) **Passenger Terminal Building (PTB) Petrapole:** Project Management

Consultant for the development of PTB Petrapole has been appointed and development works are in process.

### 3.54 **Development of ICP Dera Baba Nanak, Kartarpur Sahib Corridor, District Gurdaspur, Punjab**

- (a) As a part of Government of India's decision to celebrate the 550th Birth Anniversary of Shri Guru Nanak Dev ji, the first Guru of Sikhs, in India and abroad in a grand and befitting manner, it was decided to build Kartarpur Sahib Corridor, a dedicated Visa-free corridor and a state of the art Passenger Terminal Building for Pilgrims visiting Gurdwara Darbar Sahib, Kartarpur (Pakistan) where Sri Guru Nanak Dev ji lived his last 18 years.
- (b) LPAI was entrusted with this project and has developed the state-of-the-art fully air-conditioned Passenger Terminal Building Complex with a built up area of 21,650 sqm. at Dera Baba Nanak, Gurdaspur (Punjab), to cater to the smooth movement of approximately 5000 pilgrims per day to Gurudwara Kartarpur Sahib (Pakistan).
- (c) Highlights of the Passenger Terminal Building, Integrated Check Post, Dera Baba Nanak are:
  - (i) Sufficient space inside for seating of 2000 pilgrims.
  - (ii) Facilities like VIP lounges, robust security system with CCTV surveillance and PA systems.

- (iii) 54 Immigration Counters for processing of 5000 pilgrims per day and 12 Customs Counters.
  - (iv) The Grand Entry Gate with security counters and public amenities.
  - (v) Adequate parking space for 10 buses, 250 cars, and 250 two- wheelers.
- (d) The Passenger Terminal Building, ICP, Dera Baba Nanak was inaugurated by the Hon'ble Prime Minister on 09.11.2019 and the Hon'ble Prime Minister also flagged off the first Jatha of 550 pilgrims to the holy Gurdwara Darbar Sahib, Kartarpur (Pakistan).

\*\*\*\*\*

### Inter-State Council

4.1 Article 263 of the Constitution of India envisages establishment of an institutional mechanism for coordination of policies and their implementation among its constitutional units. Accordingly, the Inter-State Council (ISC) was set up in 1990 through a Presidential Order dated 28.05.1990.

4.2 The ISC has been assigned the duties of investigating and discussing such subjects, in which some or all of the States, or the Union and one or more of the States have a common interest, and to make recommendations for better coordination of policy and action with respect to that subject. It also deliberates upon such other matters of general interest of the States as may be referred to by the Chairman to the Council.

4.3 Hon'ble Prime Minister is the Chairman of the Council. Chief Ministers of all the States and Union Territories having Legislative Assemblies, Administrators of Union Territories not having Legislative Assemblies, Governors of States under President's Rule, and six Ministers of Cabinet rank in the Union Council of Ministers, nominated by the Chairman of the Council, are members of the Council. Other Ministers of the Union Government can also be invited by the Chairman depending upon the agenda. The ISC was last reconstituted on 09.08.2019.

4.4 The Council Secretariat monitors the implementation of the recommendations made by the ISC, and places the Action Taken Report before the Standing Committee / ISC for consideration.

### Meetings of the Inter-State Council

4.5 So far, 11 meetings of the Inter-State Council have been held. The 11<sup>th</sup> meeting of the ISC was held on July 16, 2016. The meetings of the Council are held in camera, and all issues, which come up for consideration of the Council are decided by consensus, and the decision of the Chairman as to the consensus is final. The Council has not been assigned the duty envisaged in clause (a) of Article 263 of the Constitution namely, "*inquiring into and advising upon disputes, which may have arisen between States*".

### Commission on Centre-State Relations

4.6 The Commission on Centre-State Relations under the Chairmanship of Justice (Retd.) Madan Mohan Punchhi, former Chief Justice of Supreme Court of India, submitted its report to the Government of India on 31<sup>st</sup> March, 2010.

4.7 As decided in the 11<sup>th</sup> meeting of ISC held on 16.07.2016, the recommendations contained in all the volumes have been considered by the Standing Committee in its meetings held on 09.04.2017, 25.11.2017 and 25.05.2018.

## Standing Committee of the Inter-State Council

4.8 The Standing Committee of ISC was constituted in 1996 for continuous consultation and processing of matters for consideration of the Council. Hon'ble Home Minister is the Chairman of the Standing Committee, which has four Union Cabinet Ministers and seven Chief Ministers as Members. 13 meetings of the Standing Committee of ISC have been held since its inception. The Standing Committee was last reconstituted on 09.08.2019.

## Zonal Council

### Role and Functions of Zonal Councils

4.9 Five Zonal Councils set up under the States Re-Organization Act, 1956, are statutory bodies to provide a common meeting ground to the States and UTs in each zone for the resolution of Inter-State and regional issues, fostering balanced socio-economic regional development and building harmonious Centre-State relations. The Zonal Council meetings are chaired by Hon'ble Union Home Minister. The Chief Ministers and two Ministers from the Member States are the members in each Zonal Council. In case of UTs, there are two members from each UT.

4.10 Each Zonal Council has set up a Standing Committee consisting of Chief Secretaries of the Member States of the respective Zonal Councils. The Standing Committees meet from time to time to resolve the issues or to do necessary groundwork for further meetings of the Zonal Councils.

4.11 Senior officers from NITI Aayog, Central Ministries and State Governments are also associated with the meetings depending upon necessity.

## Meetings of Zonal Councils and Standing Committees

4.12 The Zonal Councils have, so far, met 126 times since their inception. 64 meetings of the Standing Committees have also been held.

### Zonal Council Meetings

4.13 The 24<sup>th</sup> meeting of the Western Zonal Council, comprising the States of Goa, Gujarat, Maharashtra and UTs of Daman & Diu and Dadra & Nagar Haveli, was held under the Chairmanship of the Hon'ble Home Minister at Panaji, Goa on August 22, 2019. Some of the issues discussed in the meeting related to surplus lands of various organizations/agencies of the Central Government to be made available for achieving objectives of 'Housing for All:2022'; issues relating to Aadhaar; use of UIDAI database for verifying the antecedents of marine fishermen in the high seas; implementation of Scheme for Assistance to States for modernization of police; speedy investigation of cases of sexual offence/rape against women and children; issues relating to coverage of villages by bank branches/postal banking facilities; consent for cost sharing of Road over Bridges (RoBs); allotment of land for proposed Crude Oil Terminal (COT) in the State of Gujarat for Barmer Refinery Project, etc.



24<sup>th</sup> meeting of the Western Zonal Council held at Goa on 22.08.2019

(Source : ISCS)



4.14 The 29<sup>th</sup> meeting of the Northern Zonal Council, comprising the States of Haryana, Himachal Pradesh, Punjab, Rajasthan, NCT of Delhi and UT Administrations of Chandigarh and the erstwhile State Jammu & Kashmir was held on 20.09.2019 at Chandigarh under the chairmanship of the Hon'ble Union Home Minister. Some of the issues discussed in the meeting related to sharing of water and power; pollution being caused by neighbouring States; contamination of water in canals of Rajasthan off-taking from Harike Barrage; speedy investigation of cases of sexual offence/rape against women and children; issues relating to coverage of villages by bank branches/postal banking facilities; approval under Forest Conservation Act, 1980 for construction of roads under Pradhan Mantri Gram Sadak Yojana (PMGSY); payment of Compensatory Afforestation (CA) and Net Present Value (NPV); construction of ring road in Chandigarh; inter-State boundary dispute between Haryana and Himachal Pradesh; full-time members in Bhakra Beas Management Board (BBMB); non-receipt of dues of employees trusts of erstwhile Rajasthan State Electricity Board from Punjab Financial Corporation and Punjab State Industrial Development Corporation, etc.



**29<sup>th</sup> meeting of the Northern Zonal Council held at Chandigarh on 20.09.2019**

(Source: ISCS)

## Standing Committee Meetings

4.15 The 11<sup>th</sup> meeting of the Standing Committee of the Southern Zonal Council was held at Chennai on September 27, 2019 under the chairmanship of Chief Secretary, Government of Tamil Nadu. Some of the issues discussed in the meeting related to development of Puducherry airport; Pulicat lake dispute between Andhra Pradesh and Tamil Nadu fishermen over fishing rights; checking of antibiotic residues in aquaculture shrimp export; assistance to States for modernization of Police; speedy investigation of cases of sexual offence/ rape against women and children; implementation of Direct Benefit Transfer (DBT); use of UIDAI database for verifying antecedents of marine fishermen in the high seas; review of policy on transfer of railway lands for Metro Rail projects on permanent basis and permission to cross railway lines/lands; inter-State sharing of information for prevention and control of communicable diseases; allowing fishermen of Tamil Nadu to cruise through territorial waters of all coastal States and use the berthing facilities available for fishing boats to recoup the basic needs such as fuel, food, water and ice; prevention of Anti-microbial resistance; supply of sand from Tamil Nadu and permission to import sand from abroad to the UT of Puducherry; opening /setting up of desk office of Marine Product Export Development Authority (MPEDA) and Export Inspection Agency at Port Blair to boost export of abundant marine resources; issues relating to unauthorized entry and illicit fishing by Tamil Nadu fishing boats in the territorial waters of Andhra Pradesh and establishment of National Institute of Prison for training and research, i.e. National Prison Academy in the State of Andhra Pradesh; etc.



**11<sup>th</sup> meeting of the Standing Committee of Southern Zonal Council held at Chennai on 27.09.2019**

(Source: ISCS)

4.16 The 13<sup>th</sup> meeting of the Standing Committee of the Central Zonal Council was held at Raipur on 11.10.2019 under the chairmanship of Chief Secretary, Government of Chhattisgarh. Some of the issues discussed in the meeting related to the storage of food-grains; issues relating to forest clearance; unconditional acceptance of procured coarse grain under Price Support Scheme (PSS); declaration of Bhopal and Indore airports as international airports; revision of “State Cap” fixed for the implementation of NSAP (Pension) Scheme; holding inter-State coordination meeting to take prompt action against criminals; land acquisition for development of Bilaspur Airport in Chhattisgarh; speedy investigation of cases of sexual offence/ rape against women and children; assistance to States for modernization of Police; implementation of Direct Benefit Transfer; land acquisition for doubling Line/ New Line projects of Railways in the States for railway projects and development of Scheduled Castes and Scheduled Tribes; etc.



**13<sup>th</sup> meeting of the Standing Committee of Central Zonal Council held at Raipur on 11.10.2019**

(Source: ISCS)

4.17 The 11<sup>th</sup> meeting of the Standing Committee of the Eastern Zonal Council was held at Patna on 23.10.2019 under the chairmanship of Chief Secretary, Government of Bihar. Some of the issues discussed in the meeting related to water sharing at Phulbari dam under agreement signed by the States of Bihar and West Bengal on Upper Mahananda Water Scheme; land acquisition for development of Bagdogra airport; setting up of Electric Locomotive Periodic Overhauling workshop at Kalahandi; implementation of Prohibition Policy in Bihar; determination of Pension liability between Bihar and Jharkhand; issues related to Coal Blocks; royalty on Washed Coal; speedy investigation of cases of sexual offence/rape against women and children; implementation of Direct Benefit Transfer (DBT); impediments in development of coal mines; use of UIDAI database for verifying the antecedents of marine fishermen in high seas; land acquisition and forest clearance for doubling/Extension/New Line projects of Railways in the States of Eastern Zone; etc.



**11<sup>th</sup> meeting of the Standing Committee of Eastern Zonal Council held at Patna on 23.10.2019**

(Source: ISCS)

\*\*\*\*\*

## Chapter-5

# CRIME SCENARIO IN THE COUNTRY

5.1 The annual State/UT data for “Crime in India” is furnished by 36 States/UTs in the National Crime Records Bureau (NCRB) prescribed proforma. The Bureau collects, collates, compiles and publishes the police recorded criminal cases only on an annual basis. The data is entered by State/UT Police at Police

Station /District Level. The Bureau follows the 'Principle Offence Rule' for counting of crime data, as per the international standards. As such, among many offences registered in a single FIR case, only the most heinous crime (having maximum punishment therein) is taken as a counting unit.

### A Crime Trend Analysis

#### a) Relating to Indian Penal Code (IPC) and Special and Local Laws (SLL) Offences

| Crime Head   | Crime Incidence  |                  |                  | Crime Rate   |              |              |
|--------------|------------------|------------------|------------------|--------------|--------------|--------------|
|              | 2016             | 2017             | 2018             | 2016         | 2017         | 2018         |
| IPC          | 29,75,711        | 30,62,579        | 31,32,954        | 233.6        | 237.7        | 236.7        |
| SLL          | 18,55,804        | 19,44,465        | 19,41,680        | 145.7        | 150.9        | 146.7        |
| <b>Total</b> | <b>48,31,515</b> | <b>50,07,044</b> | <b>50,74,634</b> | <b>379.3</b> | <b>388.6</b> | <b>383.5</b> |

(Source: NCRB)

5.2 A total of 50,74,634 cognizable crimes comprising 31,32,954 Indian Penal Code (IPC) crimes and 19,41,680 Special and Local Laws (SLL) crimes were reported in 2018, showing an increase of 1.33% over 2017. During 2018, IPC crimes have increased by 2.3% and SLL crimes have decreased by 0.1% over 2017. Percentage share of IPC was 61.7%, while percentage share of SLL cases was 38.3% of the total cognizable crimes during 2018.

#### b) Offences affecting the Human Body

5.3 A total of 10,40,046 cases of offences affecting the human body were reported which accounted for 33.2% of total IPC crimes during 2018, out of which Hurt (5,30,076 cases) accounted for maximum cases i.e. 51.0%, followed by cases of Causing Death by Negligence (1,44,031 cases) and cases of Kidnapping & Abduction (1,05,734 cases) accounting for 13.8% and 10.2% respectively.



c) **Offences against Public Tranquility**

5.4 A total of 76,851 cases of offences against public tranquility were registered under various

sections of the IPC during 2018, out of which rioting cases accounted for 75.2% of total such cases.

d) **Violent Crimes**

| Crime Head                        | Crime Incidence |          |          | Crime Rate* |      |      |
|-----------------------------------|-----------------|----------|----------|-------------|------|------|
|                                   | 2016            | 2017     | 2018     | 2016        | 2017 | 2018 |
| <b>Murder</b>                     | 30,450          | 28,653   | 29,017   | 2.4         | 2.2  | 2.2  |
| <b>Kidnapping &amp; Abduction</b> | 88,008          | 95,893   | 1,05,734 | 6.9         | 7.4  | 8.0  |
| <b>Total Violent Crimes</b>       | 4,29,299        | 4,26,825 | 4,28,134 | 33.7        | 33.1 | 32.4 |

\*Crime Rate: Crime Rate is calculated on Incidences of Crime per one lakh of population.

(Source: NCRB)

e) **Violent Crimes - Murder**

5.5 A total of 29,017 cases of murder were reported during 2018, showing an increase of 1.3% over 2017 (28,653 cases). Dispute (9,623 cases) was the motive in highest number of murder cases followed by personal vendetta or enmity (3,875 cases) and gain (2,995 cases).

kidnapping & abduction was reported was 1,05,734 during 2018. A total number of 1,05,536 (24,665 males and 80,871 females) persons were kidnapped or abducted. 39,546 victims were reported under the category of deemed kidnapped. Further, a total of 92,137 kidnapped or abducted persons (22,755 males and 69,382 females) were recovered out of which 91,709 persons were recovered alive and 428 as dead.

f) **Violent Crimes - Kidnapping & Abduction**

5.6 A total number of cases in which

g) **Disposal of IPC Cases by Police & Court**

| S.No | Crime Head under IPC   | Total Cases for Investigation | Charge sheeting Rate | Total Cases for Trial | Total Cases Convicted | Conviction Rate |
|------|------------------------|-------------------------------|----------------------|-----------------------|-----------------------|-----------------|
| 1    | Murder                 | 49,891                        | 84.2                 | 2,21,250              | 7,512                 | 41.4            |
| 2    | Rape                   | 47,139                        | 85.3                 | 1,56,327              | 4,708                 | 27.2            |
| 3    | Kidnapping & Abduction | 1,69,790                      | 38.1                 | 2,28,319              | 4,973                 | 29.2            |
| 4    | Rioting                | 91,799                        | 85.4                 | 4,97,909              | 5,299                 | 18.8            |



|    |                              |           |      |             |          |      |
|----|------------------------------|-----------|------|-------------|----------|------|
| 5  | Hurt(Simple & Grievous hurt) | 6,80,868  | 89.4 | 24,96,541   | 69,404   | 32.6 |
| 6. | Total IPC Crimes             | 43,84,601 | 68.1 | 1,21,06,309 | 6,38,955 | 50.0 |

(Source: NCRB)

5.7 A total of 43,84,601 (12,49,725 old + 31,32,954 new + 1,922 reopened) cases were reported in the country for investigation. During the year 2018, charge-sheets were submitted in 21,38,710 cases with a charge-sheeting rate of 68.1%. 31,42,538 cases were disposed off by police, and 12,39,923 cases were pending for investigation at the end of the

year. A total of 1,21,06,309 (99,67,599 old + 21,38,710 new) cases were reported for trial during the year in the country. During 2018, trials were completed in 12,77,011 cases and 6,38,955 cases resulted in conviction with the conviction rate of 50.0% and the remaining resulted in acquittals or discharged.

#### h) Disposal of SLL Cases by Police and Court

| S. No. | Crime Head under SLL                               | Total Cases for Investigation | Charge Sheetting Rate | Total Cases for Trial | Total Cases Convicted | Conviction Rate |
|--------|--|-------------------------------|-----------------------|-----------------------|-----------------------|-----------------|
| 1.     | Excise Act   | 3,13,978                      | 97.5                  | 8,05,301              | 1,69,218              | 84.7            |
| 2.     | Narcotic Drugs & Psychotropic Substances Act, 1985 | 90,637                        | 97.5                  | 2,34,897              | 28,333                | 74.4            |
| 3.     | The Arms Act                                       | 78,367                        | 98.7                  | 4,01,628              | 27,226                | 68.3            |
| 4.     | Total SLL Crimes                                   | 23,72,334                     | 92.2                  | 80,51,021             | 11,36,680             | 81.8            |

(Source: NCRB)

5.8 A total of 23,72,334 (4,30,500 old + 19,41,680 new + 154 reopened) cases were reported for investigation. During 2018, charge-sheets were submitted in 18,12,730 cases with a charge-sheeting rate of 92.2%. 19,65,735 cases were disposed off by police and 4,06,373 cases were pending for investigation at the end of the

year. A total of 80,51,021 (62,38,291 old + 18,12,730 new) cases were reported for trial during the year in the country. During 2018, trials were completed in 13,89,104 cases and 11,36,680 cases resulted in conviction with a conviction rate of 81.8% and the remaining resulted in acquittals or discharged.

### i) Arrests, Conviction & Acquittal

5.9 A total of 33,15,033 persons were arrested under IPC crimes during 2018. A total of 35,75,644 persons were charge-sheeted, 8,64,686 persons were convicted, and 11,63,112 persons

were acquitted or discharged. A total of 21,93,157 persons were arrested under SLL crimes during 2018. A total of 23,84,982 persons were charge-sheeted, 14,22,151 persons were convicted, and 3,41,085 persons were acquitted or discharged.

## B. Vulnerable Sections of Society

### a) Crime Against Women

| Crime Incidence |          |          | Crime Rate |      |      | Percentage Variation |             |
|-----------------|----------|----------|------------|------|------|----------------------|-------------|
| 2016            | 2017     | 2018     | 2016       | 2017 | 2018 | 2016 -2017           | 2017 - 2018 |
| 3,38,954        | 3,59,849 | 3,78,277 | 55.2       | 57.9 | 58.8 | 6.2%                 | 5.1%        |

(Source: NCRB)

**Higher incidence of crime was reported in the following heads:**

| Crime Head  | Total Cases Reported |
|---|----------------------|
| Cruelty by husband or his relatives                 | 1,03,272             |
| Assault on women with intent to outrage her modesty | 89,097               |
| Kidnapping & Abduction                              | 72,751               |
| Rape  | 33,356               |

(Source: NCRB)

5.10 Women are also victims of many general crimes such as murder, robbery, cheating, etc. Only the crimes which are directed specifically against women are characterized as 'Crimes Against Women'. It may be seen from the table that the reporting of cases relating to crimes against women during the year 2018 have increased by 5.1% over the year 2017. This could be the result of various steps taken by the Government of India, such as, making it mandatory for the police to record FIR, sensitization of Police through advisories issued

by MHA to States, and increased public awareness. The proportion of IPC crimes committed against women is 10.3% of total IPC crimes reported during the year 2018. The rate of crime committed against women was 50.3 in 2018, per one lakh of female population.

5.11 Majority of cases under Crimes Against Women were reported under 'Cruelty by Husband or His Relatives' (31.9%) followed by 'Assault on Women with Intent to Outrage her Modesty' (27.6%), 'Kidnapping & Abduction of Women' (22.5%) and 'Rape' (10.3%).

**b) Crimes Against Children**

| Crime Incidence |          |          | Crime Rate |      |      | Percentage Variation |             |
|-----------------|----------|----------|------------|------|------|----------------------|-------------|
| 2016            | 2017     | 2018     | 2016       | 2017 | 2018 | 2016 - 2017          | 2017 - 2018 |
| 1,06,958        | 1,29,032 | 1,41,764 | 24.0       | 28.9 | 31.8 | 20.6%                | 9.9%        |

**Higher incidence of crime was reported in the following heads:**

| Crime Head             | Total Cases Reported |
|------------------------|----------------------|
| Kidnapping & Abduction | 62,668               |
| POCSO Act, 2012        | 39,827               |

(Source: NCRB)

5.12 It may be seen from the table that a total of 1,41,764 cases of Crime Against Children were registered in the country during 2018. In percentage terms, major crime heads under 'Crime Against Children' during 2018 were

kidnapping & abduction (44.2%) and cases under the Protection of Children from Sexual Offences Act, 2012 (28.1%), including child rape. The rate of crime against children was observed as 31.8 during 2018, per one lakh population of children.

**c) Juveniles in Conflict with Law**

| Crime Incidence |        |        | Percentage Variation |             |
|-----------------|--------|--------|----------------------|-------------|
| 2016            | 2017   | 2018   | 2016 - 2017          | 2017 - 2018 |
| 35,849          | 33,606 | 31,591 | -6.3%                | -6.3%       |

(Source: NCRB)

**Higher incidence of crime was reported in the following heads:**

| Crime Head | Total Cases Reported |
|------------|----------------------|
| Theft      | 8,332                |
| Hurt       | 5,640                |
| Burglary   | 1,999                |
| Rape       | 1,547                |

(Source: NCRB)

5.13 A total of 38,256 juveniles were apprehended in 31,591 cases, out of which

35,380 juveniles were apprehended under cases of IPC and 2,876 juveniles were

apprehended under cases of SLL during 2018. Majority of juveniles in conflict with the law, apprehended under IPC and SLL crimes, were

in the age group between 16 - 18 years (75.5%) (28,694 out of 38,256), during 2018.

#### d) Crime/Atrocities Against Scheduled Castes (SCs)

| Crime Incidence |        |        | Crime Rate |      |      | Percentage Variation |             |
|-----------------|--------|--------|------------|------|------|----------------------|-------------|
| 2016            | 2017   | 2018   | 2016       | 2017 | 2018 | 2016 - 2017          | 2017 - 2018 |
| 40,801          | 43,203 | 42,793 | 20.3       | 21.5 | 21.3 | 5.9%                 | -0.9%       |

(Source: NCRB)

5.14 The rate of crime against Scheduled Castes was observed as 21.3 per one lakh SCs population.

#### e) Crime/Atrocities Against Scheduled Tribes (STs)

| Crime Incidence |       |       | Crime Rate |      |      | Percentage Variation |             |
|-----------------|-------|-------|------------|------|------|----------------------|-------------|
| 2016            | 2017  | 2018  | 2016       | 2017 | 2018 | 2016 - 2017          | 2017 - 2018 |
| 6,568           | 7,125 | 6,528 | 6.3        | 6.8  | 6.3  | 8.5%                 | -8.4%       |

(Source: NCRB)

5.15 It may be seen from the above shown table that a total of 6,528 cases/ atrocities against the Scheduled Tribes were reported in the country

during 2018. The rate of crime against Scheduled Tribes was observed as 6.3 per one lakh STs population.

#### f) Crime Against Senior Citizens

| Crime Incidence |        |        | Crime Rate |      |      | Percentage Variation |             |
|-----------------|--------|--------|------------|------|------|----------------------|-------------|
| 2016            | 2017   | 2018   | 2016       | 2017 | 2018 | 2016 - 2017          | 2017 - 2018 |
| 21,410          | 22,727 | 24,349 | 20.6       | 21.9 | 23.4 | 6.2%                 | 7.1%        |

(Source: NCRB)

5.16 A total of 24,349 cases of crimes against senior citizens were reported in the country during 2018. Simple Hurt, Theft & Snatching,

and Forgery, Cheating & Fraud were the major crimes committed against senior citizens during 2018.

### Higher incidence of crime was reported in the following heads

| Crime Head                | Total Cases Reported |
|---------------------------|----------------------|
| Simple Hurt               | 5,347                |
| Theft & Snatching         | 4,390                |
| Forgery, Cheating & Fraud | 2,154                |

(Source: NCRB)

### C. Economic Offences

| Crime Incidence |          |          | Percentage Variation |             |
|-----------------|----------|----------|----------------------|-------------|
| 2016            | 2017     | 2018     | 2016 - 2017          | 2017 - 2018 |
| 1,43,524        | 1,48,972 | 1,56,268 | 3.8%                 | 4.9%        |

(Source: NCRB)

5.17 Out of the three specified categories of economic offences viz. criminal breach of trust, counterfeiting & forgery, cheating & fraud; forgery and cheating & fraud accounted for

maximum such cases, with 1,34,546 cases, followed by criminal breach of trust (20,456 cases) and counterfeiting (1,266 cases), during 2018.

### D. Cyber Crimes

| Crime Incidence |        |        | Percentage Variation |             |
|-----------------|--------|--------|----------------------|-------------|
| 2016            | 2017   | 2018   | 2016 - 2017          | 2017 - 2018 |
| 12,317          | 21,796 | 27,248 | 77.0%                | 25.0%       |

(Source: NCRB)

5.18 During 2018, 51.9% of cyber-crime cases were reported under Computer related offences (14,141 out of 27,248 cases) followed by fraud with 12.3% (3,353 cases) and cheating with 7.5% (2,051 cases).

### E. Offences against Property

5.19 During 2018, a total of 8,02,372 cases were reported under offences against property (25.6% of total IPC crimes) out of which, theft (6,25,441 cases) followed by burglary (99,940 cases) accounted for 82.0% and 13.1% respectively.

| Year                                   | 2016  | 2017  | 2018  |
|--|-------|-------|-------|
| Value of Property Stolen (in crore)    | 9,733 | 5,002 | 5,227 |
| Value of Property Recovered (in crore) | 1,459 | 1,296 | 1,849 |
| Percentage Recovery of Stolen Property | 15.0% | 25.9% | 35.4% |

(Source: NCRB)



5.20 During 2018, Properties worth ₹ 5,227 crore were stolen and properties worth ₹ 1,849 crore were recovered, accounting for 35.4% of recovery of stolen properties. During 2018, out of total theft (6,25,441 cases), 2,33,727 cases (38.3%) were under auto/motor vehicle theft cases. During 2018, 2,44,271 cases of property crimes took place at residential premises. However, the majority of robberies took place on roadways, with 18,418 cases.

#### **F. Missing Persons**

5.21 A total of 6,46,282 persons (2,60,998 males, 3,84,685 females and 599 transgender) were missing in 2018 (including missing from previous years). During the year 2018, a total of 3,32,754 persons (1,22,384 males, 2,09,852 females and 518 transgender) were traced by the end of the year.

5.22 A total of 1,15,656 children (37,543 males,

77,952 females and 161 transgender) were missing in 2018 (including missing from previous years). During the year 2018, a total of 71,176 children (22,239 males, 48,787 females and 150 transgender) were traced by the end of the year.

#### **G. Seizure under Arms Act**

5.23 A total of 78,367 cases were registered under the Arms Act, 1959 in which 74,877 arms were seized out of which 71,135 arms were unlicensed and 3,742 arms were licensed. A total of 1,08,444 numbers of ammunition were seized during 2018.

#### **H. Seizure of Drugs**

5.24 As per the Narcotics Control Bureau, a total of 49,450 cases were registered for drug seizure in which 60,156 persons were arrested during 2018 in the country.

\*\*\*\*\*

## PART I

### National Human Rights Commission (NHRC)

6.1 The Constitution of India provides guarantees for safeguarding civil and political rights. Directive Principles of State Policy further require the States to ensure the promotion and protection of social, cultural and economic rights, particularly of the weaker sections of the society, so as to bring about a just and an equitable social order, leading to an overall improvement in the quality of life for all sections of the society. The civil and criminal laws of the country have an in-built mechanism to safeguard the rights of the individuals and provide special protection to the most vulnerable sections of the society.

6.2 In this backdrop, the Government of India has set up a forum for redressal of human rights violations by constituting the National Human Rights Commission (NHRC) and providing for the setting up of State Human Rights Commissions (SHRCs) under the Protection of Human Rights Act, 1993. With the Protection of Human Rights (Amendment) Act, 2019, which came into force from 02.08.2019, the Deemed Members of the National Human Rights Commission are now as follows:-

(a) Chairperson, National Commission for Scheduled Castes

(b) Chairperson, National Commission for Scheduled Tribes

(c) Chairperson, National Commission for Minorities

(d) Chairperson, National Commission for Women

(e) Chairperson, National Commission for Protection of Child Rights

(f) Chairperson, National Commission for Backward Classes

(g) Chief Commissioner for Person with Disabilities.

6.3 The National Human Rights Commission is headed by a former Chief Justice of India or a Judge of the Supreme Court. One of the primary functions of the NHRC is to receive complaints and initiate investigations into violations of human rights by public servants by acts of commission / omission or through negligence on their part, to prevent violation of human rights.

6.4 The Budget Estimate of NHRC for the year 2019-20 is ₹ 50.80 crore. Upto 31.12.2019, an amount of ₹ 38.10 crore has been sanctioned by MHA, out of which ₹ 34.68 crore was released after adjusting ₹ 3.42 crore as unspent balance for the year 2018-19.

6.5 To strengthen the functioning of NHRC, the Ministry of Home Affairs vide its order dated 10.10.2019 created 25 additional posts in NHRC.

### **Handling of Complaints**

6.6 During the period 01.04.2019 to 31.12.2019, 54,871 cases were registered out of which NHRC disposed of 54,781 cases, which include the cases brought forward from the previous year. NHRC also transferred 3,557 cases to the State Human Rights Commissions (SHRCs) for disposal. During the said period, NHRC recommended payment of monetary relief in 292 cases amounting to ₹ 9.16 crore (approx).

### **Investigation of Cases**

6.7 During the period from 01.04.2019 to 31.12.2019, the Investigation Division of NHRC dealt with 3,582 cases, including 3,338 cases of death in judicial custody, 244 cases of deaths in police custody and 1,387 fact finding cases. NHRC also dealt with 344 cases of police encounter deaths and conducted spot investigations in 44 cases of alleged violations of civil and political rights, social and cultural rights.

### **International Cooperation**

6.8 NHRC is a member of the Global Alliance National Human Rights Institutions (GANHRI) and a founding member of the Asia Pacific Forum of National Human Rights Institutions (APF). NHRC participated in 8 meetings/ workshops/seminars held in Bangkok, New York, Qatar, Nepal, Geneva, Mongolia and Korea. NHRC also held interactions with the Nepal Delegation, British High Commission, New Delhi and LAWASIA Japanese delegation.

### **Core Groups**

6.9 NHRC has Core Groups and Expert Groups consisting of eminent persons or representatives of bodies working on different human rights issues, who voluntarily agree to serve, in an honorary capacity, as members of those Groups, which render expert advice to NHRC. There are functional Core Groups on disability and elderly persons, health and mental health, business environment and human rights, rights to food, LGBTI women, children, bonded labor etc., which have convened meetings under the chairmanship of Members of NHRC, and held deliberations.

### **Visits of Special Rapporteurs, NHRC**

6.10 Special Rapporteurs of NHRC visited Jharkhand, Madhya Pradesh, Chhattisgarh, Rajasthan, Chandigarh, Goa, Bihar, West Bengal, Odisha, Gujarat, Delhi, Haryana and Manipur.

### **Research Projects under Bonded Labour /Research Unit**

6.11 Research projects were sanctioned in a wide range of areas, such as Trends and Patterns of Deaths in Prisons and in Police Custody: An Empirical Research, covering at least 4 States having higher incidence of such deaths; Business and Human Rights- Due Diligence in Practice; Issues and Challenges related to Child Labour with reference to Human Rights; Vulnerability, Legal Protection and Work Conditions of Domestic Workers; Social Security and Health Rights of Migrant Workers; Role of Child Care Institutions (CCIs) in Care, Protection and Rehabilitation of Children; Trafficking of Women and Children - Challenges and Remedies; Reintegration and Rehabilitation of Acid Attack Victims and

Persons with Disabilities and their access to Justice; Sexual Harassment of Women including Low-Wage Female Workers at Workplace; Transgender Inclusivity, Social Issues and Legal Challenges of Transgender; Intersections of Migration, Bonded Labour and Trafficking; Reintegration of released Prisoners, etc. The Commission is mandated to undertake and promote research in the field of human rights (Section 12(g) of the Act). Accordingly, the Commission invited 'Expression of Interests' for Research Projects in the year 2019 from reputed research Institutions, Universities, NGOs (registered under Societies Registration Act, 1960 or Indian Trust Act, 1882 or any Public Trust) etc. for undertaking research projects/studies on various specified themes. The 'Expression of Interest' was uploaded on the Commission's website and letters were also sent to the National Law Schools, Central Universities, Research Institutes, IIMs, and IITs. The deadline for proposals was 15.06.2019. Seven proposals were selected amongst the wide range of received proposals that dealt with-Social Security and Health Rights of Migrant Workers, Issues and Challenges related to Child Labour with reference to Human Rights, Trends and Patterns in Prison and in Police Custody.

### **Conditions in Prison**

6.12 Under the provision of Section 12(c) of PHR Act, 1993, NHRC, in order to study the living conditions of the inmates, can visit any jail or other institution under the control of the State Government where persons are detained or lodged for the purpose of treatment, reformation or protection. 14 jail visits were undertaken by the special rapporteurs appointed by NHRC, out of which 9 reports were placed before the NHRC and its

recommendations were sent to the State Governments.

### **Open House Discussion on “Right to Food and Nutrition”**

6.13 An Open House Discussion on “Right to Food and Nutrition” was held on 12.04.2019 in the Commission to review the status of the implementation of the National Food Security Act, 2013, and discuss critical issues and shortcomings existing in effective implementation of the important provisions under the Act. The 'Open House Discussion' was chaired by the NHRC Chairperson, Justice (Retd.) Shri H.L. Dattu, and was attended by senior officials of various departments of the Government of India and others.

### **Training Programme**

6.14 During the year 2019-20 (from 01.04.2019 to 31.12.2019), 68 NHRC sponsored training programmes on Human Rights and related issues have been conducted by 54 institutions. Apart from this, 46 student interns from various universities of the country successfully completed their 'Summer Internship Programme-2019'. Besides, 238 students were given the opportunity of a short term internship with NHRC during this period. Several delegations of students from universities/ colleges and representatives/ officers from other institutions totaling 349 persons also visited NHRC and were briefed on the working of the Commission and on Human Rights issues on their visit.

### **Rights of Women and Children**

6.15 NHRC is committed to the protection of human rights of women and children due to their vulnerability and therefore gives importance to it in its work in all thematic areas. The key international agreement on women's

human rights is the 1979 Convention on the Elimination of All Forms of Discrimination against Women (CEDAW), which is ratified by 185 UN Member States. Likewise, the key international agreement on children's human rights is the 1989 Convention on the Rights of the Child (CRC). The CEDAW was ratified by the Government of India in 1993, whereas the CRC was ratified in 1992. Having ratified the CRC and the CEDAW, its provisions are reflected in numerous policies, laws, schemes and programmes being implemented for children and women by the Government of India.

6.16 Some of the important activities undertaken by NHRC, on rights of women and children are as under: -

(a) In-House Gender Sensitization Programme

An 'In-House' Gender Sensitization Programme for NHRC employees was organized in the Commission on 01.05.2019 and 02.05.2019 at NHRC Headquarter under the chairmanship of Smt. Jyotika Kalra, Hon'ble Member, NHRC. The programme was conducted by Smt. Jayashree Velankar, Director, Jagori, New Delhi, and was attended by the senior officials of NHRC. The objective of the program was to sensitize the participants on gender issues, to help them be aware of gender biases, to help them resolve interpersonal conflicts arising from gender issues and to enable them to act assertively and respond to challenges in the workplace.

The programme was broadly divided into the following themes:

- (i) Gender and Sex: A Social Construct
- (ii) Patriarchy: Affected by Caste, Class, Age, and Religion
- (iii) Reproductive Labour-Unpaid Domestic / Care Work

(iv) Society and Social Institutions perpetuating systemic oppression

(v) Human Rights and Women's Rights.

(b) Second Meeting of Core Group on Women.

The meeting of the Core Group on Women was held in the Commission on 25.10.2019, to discuss the following

- (i) Declining Sex Ratio: Challenges and Remedies
- (ii) Work-Life Balance of Working Women: Issues and Challenges

The meeting was chaired by the Hon'ble Member, Smt. Jyotika Kalra, and co-chaired by Shri Jaideep Govind, Secretary General, NHRC. The meeting was attended by 30 participants including representatives of various Ministries and organisations.

(c) Western regional consultation on the Juvenile Justice (Care & Protection of Children) Act, Protection of Children from Sexual Offences (POCSO) Act, and victim compensation, held on 17.12.2019 in collaboration with TISS, Mumbai. The meeting was chaired by the Hon'ble Member, Smt. Jyotika Kalra, and co-chaired by Shri Jaideep Govind, Secretary General, NHRC. The meeting was attended by 30 participants including representatives of various Ministries and organizations.

**Meeting of the Sub-Committee on the UN Convention on the Rights of Persons with Disabilities (UNCPRD)**

6.17 The National Human Rights Commission constituted a Sub-committee headed by the Member, NHRC to review the extent of compliance to the requirement of harmonization and to identify legislative gaps between UNCPRD and the Rights of Persons



with Disabilities Act, 2016 and also to provide recommendations for the same. The Sub-committee, chaired by Dr. D.M. Mulay, Member NHRC and consisting of two domain experts- Shri P.K. Pincha, Special Rapporteur, NHRC and Shri Rajive Raturi, NHRC Core Group Member, finalized the draft report in a meeting held on 09.05.2019 in the Commission. In this meeting, the Sub-committee members along with special invitees from the Department of Empowerment of Persons with Disabilities, Ministry of Social Justice and Empowerment, Government of India, State Commissioner for Persons with Disabilities, Government of NCT of Delhi and representatives of civil society organizations were invited.

### **Regional Conference on Human Rights of Domestic Workers: Issues and Challenges**

6.18 NHRC organized a Regional Conference on 'Human Rights of Domestic Workers: Issues and Challenges' in collaboration with ILS Law College, Pune on 30.08.2019, in the premises of ILS Law College, Pune. Through the Conference, the Commission aimed at mainstreaming the issues of domestic workers and their right to decent work. The Conference was held under the chairmanship of Dr. D.M. Mulay, Hon'ble Member, NHRC. The Regional Conference covered nine States from the Western and Southern Regions of India (viz. Maharashtra, Gujarat, Goa, Rajasthan, Andhra Pradesh, Telangana, Karnataka, Kerala and Tamil Nadu). It was attended by representatives from the Union Ministry of Labour and Employment and the Labour Departments of the State Governments, State Human Rights Commissions (SHRC), Domestic Workers' Unions, Academicians,

Civil Society Organizations (CSOs) and domestic workers from the said regions as well as the students of ILS Law College.

### **Booklet on thematic Human Right issues**

6.19 The Commission has prepared and released booklets on various thematic human right issues, such as Rule of Law, accessing remedies in law, Fundamental Rights and Directive Principles, Right to Information, Right to Education, The Criminal Justice System, Child Labour and Child Marriage and International Human Rights Covenants and Convention, with the assistance of Multiple Action Research Group (MARG). The same were released by the Hon'ble Chairperson, NHRC.

### **NHRC English Journal**

6.20 The Commission has been bringing out an English Journal annually since 2002 with the objective of spreading human rights literacy amongst various sections of the society, and to encourage research in these subjects. It is an important tool in sharing of information, knowledge and experience on diverse human rights subjects. The first meeting of the Editorial Board of NHRC English Journal 2019 was held in the Commission on 25.06.2019. The second meeting of the Editorial Board of NHRC English Journal was held on 16.10.2019. The Journal was released on the occasion of Human Rights Day on 10.12.2019.

### **NHRC Foundation Day**

6.21 The Commission celebrates its Foundation Day on 12<sup>th</sup> October every year. In the year 2019, the Commission organized various activities promoting Human Rights Awareness throughout the year. The Hon'ble Home

Minister, Shri Amit Shah was the Chief Guest during the Foundation Day Celebration Function, 2019.

### **Communal Harmony**

6.22 Communal Harmony guidelines issued by Central Government, inter-alia, lay down Standard Operating Procedures to deal with the situations arising out of communal violence. These guidelines aim to maintain due vigilance, careful planning, and preparatory measures to prevent and pre-empt potential communal violence. These guidelines are reiterated from time to time, to sensitize States/ UTs. In order to assist the State Governments/ Union Territory Administrations to maintain communal harmony in their respective jurisdiction, the Central Government adopts various measures like sharing of intelligence, sending alert messages, advisories etc. from time to time on matters having bearing on communal harmony. On the request of the States/ Union Territories, the Central Government deploys Central Armed Police Forces, including the composite Rapid Action Force, created specially for dealing with such situations.

6.23 Ekta Diwas was celebrated throughout the country with fervour and enthusiasm to commemorate the birth anniversary of Sardar Vallabh bhai Patel on 31.10.2019.

6.24 For the first time the Rashtriya Ekta Diwas parade with participation from Police Forces across the country was organised on 31.10.2019, at the Statue of Unity, Kevadiya, Gujarat.

6.25 The Government of India has instituted a prestigious national award viz. Sardar Patel National Award, to recognise the tireless and

selfless work done by the citizens to promote the cause of national unity and integrity, and to strengthen the fabric of the country as one nation.

### **National Foundation for Communal Harmony**

6.26 National Foundation for Communal Harmony (NFCH) is an autonomous organization under Ministry of Home Affairs. The main objective of the Foundation is to provide assistance to children / youth rendered orphan / destitute in communal, caste, ethnic or terrorist violence, for their rehabilitation besides promoting communal harmony and national integration through various activities. Some of the important activities of the Foundation during the period 01.04.2019 to 31.01.2020 are given below:

- (i) **Project 'Assist'**: It is the flagship scheme of the Foundation under which financial assistance is provided to child and youth victims of communal, caste, ethnic or terrorist violence all over the country. During 2019-20, 70 fresh cases were approved and 804 cases were renewed as on 31.01.2020 for the grant of assistance under the Project at a cost of ₹1.55 crore.
- (ii) **Communal Harmony Campaign Week & Flag Day and Know My India- 2019-20**: The Foundation observed Know My India Programme along with Communal Harmony Campaign Week & Flag day from 19<sup>th</sup> to 25<sup>th</sup> November 2019. The Flag Day was celebrated on Monday, 25<sup>th</sup> November 2019. 22 children from Jammu & Kashmir, Gujarat, Assam, Bihar and Chhattisgarh along with State representatives were invited and

participated in different programmes. Special programmes were organized by Doordarshan, Delhi under “*New India-Sankalp*” and by All India Radio, Delhi.

**(iii) Extension Activities:** Some of the activities of the Foundation under Extension Activities during the period are as follows:

- NFCH in collaboration with People's Participation, a West Bengal based organization organized a school Programme to spread Communal Harmony within the larger society' under 'Project Reach' on 24.07.2019 in Hoogly District of West Bengal.
- A one-day National Seminar on 'Interfaith Dialogue in India: Concerns and Challenges' was organized by NFCH in collaboration with the Banaras Hindu University, on 13.09.2019.
- The Foundation organized a two day National Seminar on “Secularism, State and Interfaith Dialogue” on 24.09.2019 to 25.09.2019 at Christ University, Bangalore.
- One Day National Seminar on “Interfaith Dialogue and Education in India: Concerns and Challenges was organized on 27<sup>th</sup> September, 2019 at R. S. P. College, Jharia, Dhanbad.
- The Foundation in collaboration with Indian Minorities Economic Development Agency (IMEDA) organized a programme on

'Interfaith Dialogue -Promoting Understanding and Inclusion' on 5<sup>th</sup> October, 2019 at Muslim Girls Degree College, Bulandshahar, Uttar Pradesh.

- NFCH, in collaboration with Central University of Tamil Nadu, organized a two-day National Conference-cum-Symposium on “Interfaith Dialogue on Communal Harmony and National Integration” from 15<sup>th</sup>-16<sup>th</sup> October, 2019 at Thiruvarur, Tamil Nadu.
- A Two -Day National Conference on “Inter-Faith Dialogue, Communal Harmony and National Integration” was organized by Central University of Gujarat in collaboration with NFCH from 5- 6<sup>th</sup> November, 2019 at Gandhinagar.
- The Foundation supported the Nadd Foundation, New Delhi in organizing a series of multi city Indian classical music festival “*Music for Harmony*” at New Delhi on 11<sup>th</sup> September 2019, Nainital on 21<sup>st</sup> September 2019, Puducherry on 15<sup>th</sup> November 2019 and in Kolkata from 30<sup>th</sup> November-1<sup>st</sup> December 2019.
- NFCH organised the 'Know My India' Programme for children being assisted under Project 'Assist' in collaboration with the Art of Living Foundation in Bengaluru from 6-10 January, 2020.
- One Day Conference on “Interfaith

Dialogue” was organised by the Foundation at the Indian Grassland and Fodder Research Centre Auditorium, Central Agricultural University, Jhansi on 23<sup>rd</sup> January 2020.

## **PART-II**

### **Resolution of the Ayodhya Dispute**

6.27 The five-member Constitution Bench chaired by the Chief Justice of India delivered its judgment on the long pending Ayodhya dispute on 9<sup>th</sup> November, 2019 in Civil Appeal Nos 10866-10867 of 2010 and other connected matters.

6.28 As per directions contained in the above judgements, the Central Government formulated a scheme under section 6 and 7 of the Acquisition of Certain Area at Ayodhya Act, 1993 envisaging setting up of a trust with Board of Trustees under section 6 of the Ayodhya Act with necessary provisions in regard to the management of the

trust, the powers of the trustees including construction of the temple and all necessary, incidental and supplemental matters.

6.29 Accordingly, a new trust namely “Shri Ram Janmbhoomi Teerth Kshetra” was registered as an autonomous and irrevocable trust on 5<sup>th</sup> February, 2020. The inner and outer courtyard along with rest of the land acquired under Ayodhya Act has been vested in Shri Ram Janmbhoomi Teerth Kshetra through a notification issued under section 6 of the Ayodhya Act.

6.30 As directed by the Hon'ble Supreme Court, simultaneously, the State Government of Uttar Pradesh in consultation with the Central Government allotted a plot admeasuring 5 acre to the Sunni Central Waqf Board at a suitable prominent place in Ayodhya for construction of a mosque together with associated facilities. The Sunni Central Waqf Board has accepted the allotment.

\*\*\*\*\*

### Introduction

7.1 There are eight Union Territories (UTs), namely - Andaman and Nicobar Islands, Chandigarh, Dadra and Nagar Haveli and Daman and Diu, Lakshadweep, Jammu & Kashmir, Ladakh, Puducherry, and National Capital Territory of Delhi (NCT of Delhi). Out of these eight UTs, National Capital Territory of Delhi, Puducherry and Jammu & Kashmir have legislatures and Council of Ministers while the rest of the UTs are without legislature.

7.2 The total area covered by the six UTs viz. Andaman & Nicobar Islands, Chandigarh, Dadra and Nagar Haveli and Daman Diu, Lakshadweep, Puducherry and National Capital of Delhi is 10,960 sq. km and their population, as per the provisional figures of 2011 Census, is 2,00,83,714. The population of newly created two UTs i.e. Jammu & Kashmir and Ladakh is 1,22,67,013 and 2,74,289 respectively. The UT-wise population and area is at Annexure-VII. The budget details are at Annexure-VIII.

### Constitutional Status

7.3 The Union Territories are specified in Part-II of the First Schedule to the Constitution of India. These territories are administered in accordance with the provisions of Article 239 to 241 of the Constitution of India. Under the Government of India (Allocation of Business) Rules 1961, Ministry of Home Affairs is the

nodal Ministry for all matters of UTs relating to legislation, finance & budget, services and appointment of Lieutenant Governors (LGs) and Administrators.

7.4 The Jammu and Kashmir Reorganization Act, 2019 was enacted whereby, with effect from the appointed day, namely 31<sup>st</sup> October 2019, the erstwhile State of Jammu and Kashmir was reorganized into two successor Union Territories, namely, Union Territory of Jammu and Kashmir with Legislature, Union Territory of Ladakh without Legislature.

7.5 Moreover, the Dadra and Nagar Haveli and Daman and Diu (Merger of Union Territories) Act, 2019 was notified on 09.12.2019, consequent upon which, newly formed UT namely "Dadra and Nagar Haveli and Daman and Diu" came into existence on 26.01.2020.

7.6 Every UT is administered by an Administrator appointed by the President under Article 239 of the Constitution of India. In Delhi, Puducherry, Andaman & Nicobar Islands, Jammu & Kashmir and Ladakh the Administrators are designated as Lt. Governors.

### Administrative Interface

7.7 The five UTs without legislature- Andaman and Nicobar Islands, Chandigarh, Daman and Diu, Dadra and Nagar Haveli,



Ladakh and Lakshadweep – have the forum of Home Minister's Advisory Committee (HMAC)/ Administrator's Advisory Committee (AAC). While HMAC is chaired by the Union Home Minister, AAC is chaired by the Administrator of the concerned UT. Member of Parliament and elected members from the local bodies (District Panchayats and Municipal Council) of the respective UTs are the members of these committees among others. The Committee discusses the general issues relating to social and economic development of the UTs.

## NCT OF DELHI

### Introduction

7.8 Through the 69<sup>th</sup> Constitutional Amendment by way of insertion of Article 239AA and the passage of the Government of National Capital Territory of Delhi Act, 1991, National Capital Territory of Delhi came into existence. It has a Legislative Assembly with 70 members.

7.9 Total area of the National Capital Territory of Delhi is 1,483 sq km. There are 11 revenue districts.

### Economy

7.10 Delhi has achieved economic progress which is above the national level. Per capita income of Delhi at current prices in 2018-19 is estimated at ₹ 3,65,529/- as compared to ₹ 3,28,985/- in 2017-18, indicating a growth of 11.11%. In 2018-19, the Gross State Domestic Product (GSDP) at current prices, as per advance estimates is ₹ 7,79,652/- crore indicating a growth of 12.98%, as compared to the previous financial year. In real terms at constant prices, the growth in GSDP of Delhi is estimated at 8.61% as against 6.8% at the national level. Contribution of Delhi to the national level GDP during the period 2018-19 was 4.10%.

## Education

7.11 Government of National Capital Territory of Delhi (GNCTD) has been implementing many initiatives focused towards the welfare of girl students, aimed at encouraging their enrolment and continuation in schools, and ensuring safe environment.

- Out of 1,031 schools, under Directorate of Education, there are 430 girls schools and 193 co-education schools. In all, 8,09,440 girls study in the schools run by Directorate of Education. There are 20,281 female teachers under various categories in these schools.
- 7000 CCTV cameras are installed at prominent places in 146 schools. Emergency Response Teams have been formed in all schools for immediate remedial response in all kinds of emergencies.
- Free of cost sanitary napkins are provided to all girls studying in classes VI to XII. 7.60 lakh sanitary napkins are provided to girl students per month.
- For welfare and socio-economic development of Scheduled Caste (SC)/ Scheduled Tribe (ST), 15% of seats are reserved for SC candidates and 7.5% of seats for ST candidates, for admission to entry level classes in the schools.
- Under the Financial Assistance scheme (during 2019-20), scribe facility has been provided to children with blindness studying in Government and Government aided schools of Delhi @ ₹ 1000/- per student with blindness for availing the services of amanuensis/ scribe. Also, the top-up scholarship @ ₹600/- per child with special needs per

annum scholarship to 11,344 Children with Special Needs (CWSN) from pre-school to Class XII, has been disbursed through Public Finance Management System (PFMS).

### 7.12 Health

- Healthcare is one of the priority sectors of the Government. There are 36 multispeciality hospitals including 6 super speciality hospitals. In addition to this, 183 Allopathic Dispensaries, 341 Aam Aadmi Mohalla Clinics and 24 Polyclinics are providing preventive and curative healthcare services to the citizens of Delhi. Further, the proposal of opening up of 94 Polyclinics (after remodelling of existing dispensaries) has been approved by the Government.
- At present, more than 90 % work on two new hospitals i.e. Ambedkar Nagar and Burari has been completed. Sanction has also been accorded for new hospitals at Dwarka, Madipur, Vikaspuri, Jwalapuri and Siraspur.
- The scheme of free treatment/surgery/diagnostic for general public which cannot be provided at Delhi Government hospitals are being provided through identified private hospitals for which payment is being released through 'Delhi Arogya Kosh'. All essential drugs are being provided free of cost to patients attending public health centres of Delhi Government.
- In order to strengthen the monitoring and supervision of delivery of services, all the Anganwadi Workers have been provided with smartphones under POSHAN Abhiyan.

### 7.13 Welfare

- Government has taken special care of the marginalized and vulnerable sections of the society. Government provides financial assistance of ₹ 2500/- through Delhi Pension Scheme to women in distress. Similarly, one time grant of ₹ 30,000/- is being paid to poor widows for performing marriage of their daughters, and also for performing marriage of orphan girls. Financial assistance is also being provided to old persons who are without any means of subsistence. People between the age group of 60-69 years are given pension of ₹ 2,000/- per month with an additional ₹ 500/- per month to the beneficiaries who belong to SC/ST/minority category. Persons who are 70 years and above are given a monthly pension of ₹ 2,500/-. Through Disability Pension Scheme, financial assistance of ₹ 2,500/- per month is being provided to persons with disability. In addition to this, financial assistance is also being provided under National Family Benefit Scheme. Under this scheme, one time assistance of ₹ 20,000/- is provided to the beneficiary.

### 7.14 Labour

- For the welfare of labourers, the minimum rates of wages for different categories of workers in Delhi are revised and notified twice in a year i.e. during the month of April and October. Present revised rates of minimum wages are ₹ 14,842/- per month for unskilled worker, ₹ 16,341/- per month for semi-skilled worker and ₹ 17,991/- per month for skilled worker.

### 7.15 Urban Development

- Consequent upon the notification of regulations i.e. the National Capital Territory of Delhi (Recognition of Property Rights of residents in unauthorized colonies) Regulations, 2019 issued by Ministry of Housing and Urban Affairs, Government of India vide Notification F. No. 1(1) CUCC/CLM/DDA/19 Pt.-1 dated 29.10.2019, a policy decision has been taken to withdraw all cases under Section 81 of the Delhi Land Reforms Act, 1954 from the concerned courts, in respect of private agricultural lands falling within the boundaries of unauthorized colonies (excluding the Affluent Unauthorized Colonies) covered by the aforesaid Regulations in existing urbanized villages of Delhi, with the approval of Hon'ble Lt. Governor of Delhi.

### 7.16 Sanitation & Water Supply

- Demand of water of the city has been successfully met. Water production has been maintained at 910 MGD. For improved water supply in unauthorized colonies, piped water supply networks are being provided in un-authorized colonies. Out of the 1,798 unauthorized colonies, piped water supply network has been extended in 1,471 colonies, and sewerage facility has been provided in 443 colonies. Sewage treatment capacity has been augmented to 607 MGD and about 500 MGD sewage is being treated.
- For Yamuna cleaning, the innovative project of interceptor sewer has been completed to the extent of 97% and about 123 MGD waste water flows have been tapped from the drains and are now being treated at the Sewage Treatment Plants.

- To supplement the recharge of depleting ground water level of Delhi, Department of Irrigation and Flood Control (I&FC) has initiated an innovative pilot project of creation of shallow reservoir in the Yamuna flood plain near Shank No. 16 & 17, Palla, after having necessary approvals of Central Ground Water Board, Central Water Commission, Principal Committee NGT and Hon'le NGT. The foundation stone of this pilot project was laid down jointly by the Hon'le Union Minister Jal Shakti, GOI and Hon'le Chief Minister, Delhi on 09.08.2019. The project was aimed to cover 34 acres of land initially. Prior to the monsoon, the department was able to create shallow reservoir in about 17.60 acres.

### 7.17 Energy

- Delhi met the record power demand this year. On July 2, 2019, city's peak power demand touched 7409 MW- highest ever recorded in the history of the national capital. The power outages reduced to less than 0.5%. Solar power installation in Delhi has touched 153.48 MW.
- Under Ujala Scheme, 1.05 crore LED lamps have been distributed to consumers in Delhi. Also more than 1.5 lakh conventional street lights have been replaced with energy efficient LED light fittings in various municipal areas.

### 7.18 Transport

- Delhi Transport Corporation (DTC) is the largest public transport entity in the National Capital Region (NCR). DTC operates 3,762 buses on 437 city routes and 8 NCR routes. Daily average ridership is 34.38 lakh. In addition to

this, 2,109 cluster buses are plying in 9 clusters in Delhi, the daily average ridership is 11.83 lakh. Common Mobility Cards (One) have been implemented in all DTC and cluster buses. 7,431 marshalls in DTC and 2,809 marshalls in cluster buses have been deployed for women safety and security. CCTV video surveillance system has been installed in 200 DTC buses.

- The existing network of Delhi metro is 348 kms, including extensions to the NCR. At present, average daily line utilization of metro is 49.53 lakh per day. In Phase-III, Mayur Vihar Pocket-I to Trilokpuri stretch is scheduled to be completed in September, 2020 and extension to Dhansa Bus Stand is scheduled to be completed in December, 2020.

#### 7.19 Infrastructure

- To speed up the development process, under the Member of Legislative Assembly Local Area Development Scheme (MLALADS), during the current financial year 2019-20, 3,839 works for an estimated cost of ₹ 795.02 crore have been sanctioned. Under Mukhyamantri Sadak Punarnirman Yojana, a total of 1,688 works amounting to ₹ 654.12 crore have been sanctioned so far during the current financial year.

#### 7.20 Welfare

- Delhi Urban Shelter Improvement Board (DUSIB) has taken up construction of multi-storey dwelling units for slum dwellers for rehabilitation of eligible JJ dwellers at Dwarka, Sultanpuri, Jahangirpuri and Savdha

Ghevra. Construction of 10,684 EWS houses has been completed and 2,090 units have been occupied. 8 new toilet complexes having 212 WC seats completed, and renovation upgradation of 34 Jan Suvidha Complexes having 1,483 seats have been completed. 40 portable toilets have been added to the available stock of portable toilets during 2019-20, 2,91,927 sq. mtr. cc pavement and 81.57 km drains have been provided in 186 JJ *bastis*. DUSIB is also providing the built up space in JJ *bastis* in the form Basti Vikas Kendras (BVK) for provision of integrated package of services under the social consumption section. 06 BVKs have been constructed. 15 BVKs/C/ Halls have been upgraded.

#### 7.21 Initiatives and Achievements

- To set up a new industrial hub, Ranhola Area has been notified for redevelopment as industrial cluster for redevelopment.
- Under the Ease of Doing Business reforms, revenue department has facilitated registration of properties by enabling e-Title search of registration of deeds of the past 30 years. Relevant records consisting six lakh deeds have been digitized. Facility of auto-initiation of mutation in revenue records after registration of property has been provided. 32 new services have been added to the revenue department's e-District portal during this year.

#### 7.22 Environment

- To improve the environment of the city and to check pollution, a number of actions have been taken which include



constant monitoring of air pollution, implementation of Graded Response Action Plan (GRAP), plantation drives, providing subsidy to industries to use PNG, incentivizing eateries to convert from coal based tandoors to gas based tandoors. For disposal of hazardous waste of Delhi, 14 acres of land has been identified at Bawana for setting up of Treatment Storage and Disposal Facility (TSDF).

- In line with Delhi's fight against pollution, all the coal based power generation plants in Delhi have been closed.

## DELHI POLICE

7.23 Delhi Police has a total sanctioned strength of 91,962 personnel and is headed by the Commissioner of Police who is assisted by 10 Special Commissioners of Police, 20 Joint Commissioners of Police, 20 Additional Commissioners of Police and 108 Deputy Commissioners of Police/Additional Deputy Commissioners of Police. Delhi Police is divided into 6 ranges, 15 districts and 209 police stations. Besides, there are specialized units to address other key responsibilities like traffic management, intelligence gathering and counter-terrorism, VIP security, armed reserves and police training nucleus.

7.24 Delhi Police is committed to its mandate of maintaining law and order in the city, having priority areas, which *inter-alia* include, safety of vulnerable groups - women, children, senior citizens and people from the North East (NE) region, smart policing using technology, zero tolerance towards corruption, people-friendly, responsive and transparent policing, anti-terrorist measures, traffic regulation and road safety.

## Law and Order Situation in Delhi

### Crimogenic Factors

7.25 The important factors impacting crime in Delhi, *inter-alia* include, the size and heterogeneous nature of its population, disparities in income/unemployment/under employment, consumerism/materialism, social-economic imbalances, unplanned urbanization, impact of the mass media, urban anonymity, slack family control, easy accessibility/means of escape to criminal elements from across the borders and extended hinterland in the NCR region. 3,01,085 IPC cases have been registered during the current financial year 2019-20 as against 2,50,719 in the corresponding period of 2018-19.

### Strategy to Control Crime

7.26 The strategies adopted to control crime, *inter-alia* include, crime mapping and identification of hotspots, dynamic deployment with focus on identified areas, identification of active criminals, arrests of notorious criminals, increased visibility of police on streets, group patrolling by District DCPs/ Additional DCPs, integrated patrolling by local police, PCR staff and traffic police, action against drinking in public places, breaking the supply routes of fire arms in Delhi and citizen-centric policing through *Jan Sampark* and other community approach programmes. The percentage of heinous crimes registered to total IPC crimes registered has declined from 5.85% in 2015, 3.93% in 2016, 2.79% in 2017, 2.27% in 2018 and 1.72% in 2019. Total heinous crimes declined by 8.84%, dacoity by 40.00%, attempt to murder by 7.94%, robbery by 19.97%, and kidnapping for ransom by 21.05% during the financial year 2019-20. The incidents of snatching and burglaries have also come down.



## Women

7.27 During the financial year 2019-20, the data of crime against women shows a reduction in cases pertaining to molestation of women by 11.86% and insult to the modesty of women by 17.36%. In 98.11% of rape cases, the accused were known to the survivor (acquaintance, relative etc). Measures such as informing the civic agencies about dark patches in the city, and directing Business Processing Outsourcing (BPOs) to ensure safety of women employees while dropping them back to their respective residences, have also helped in curbing crime against women. During the financial year 2019-20, Delhi Police has achieved a high solving rate of 94.97% in rape cases, 87.50% in molestation of women cases and 78.99% in insult to the modesty of women cases. During concerted action against drinking in public places, 64,234 persons were arrested in 2019.

7.28 All existing initiatives to ensure safety and security of women, namely anti-stalking services for women, Himmat Plus App, Special Commissioner of Police/Women Safety working as a nodal officer to interact with NGOs working for women to ensure safety and security of women, are being continued in Delhi Police in 2019-20.

## Children

7.29 Analysis of reasons behind missing children conducted by Crime Branch, Delhi Police reveals that in most of the cases, children go missing after being scolded by parents at home, due to academic pressure, losing their way, elopement, etc. No organized gang were found to be behind kidnapping of children or child begging in the city. The efforts of Delhi Police under the scheme Operation Smile-II and Operation Muskan-II resulted in tracing and reuniting a total of 5,102 children in the year 2017, 4,650 during the year 2018 and 4,311 in the year

2019 (upto 31<sup>st</sup> December) During the financial year 2019-20, 6,355 children were reported missing as compared to 6,541 in the previous corresponding period. The scheme "Pehchaan" also continued through the year 2019 and 1,94,277 children have been photographed under this scheme so far, as to maintain a data bank which could be used to trace the child in case he/she was ever reported missing.

## Senior Citizens

7.30 To ensure security of senior citizens, regular contacts/visits to senior citizen are being carried out by beat officers and security audits of the residences of senior citizens are also taking place. So far, 36,505 security audits have been conducted, 5,78,559 senior citizens were visited and 4,60,649 senior citizens were contacted through telephone. 4,347 senior citizens were enrolled afresh during the financial year 2019-20 under this scheme. So far, more than 23,469 senior citizens have downloaded the Senior Citizen Mobile App which connects the police with a senior citizen and also has SOS button for emergency calls.

## Security of North -Eastern People

7.31 The efforts taken to ensure safety and security of people from North East (NE) region in Delhi, *inter-alia* include regular meetings of designated officer, Jt. CP/Special Police Unit for Women and Children (SPUWAC) and Special Police Unit for North East Region (SPUNER), with the representatives of North East people and monitoring calls received on Helpline No. 1093. The Facebook page "Delhi Police for North East Folks" maintained by Jt. CP/SPUWAC and SPUNER has more than 1.78 crore visitors so far.

## Community Policing Initiatives

7.32 Community policing initiatives launched by Delhi Police include Neighbourhood Watch

Scheme, Eyes and Ears Scheme-involving various sections of people to obtain information regarding suspicious activities of individuals and crime, Prahari Scheme-involving guards and chowkidars in prevention of crime, Police Mitra-involving civil society in crime prevention and maintenance of law and order, Nigehban-ensuring installation of CCTV cameras with public participation, Sashakti-for self-defence training for girls/women, Nirbheek-ensuring reporting of crimes by victims in school/college going age group, Shishtachar-for deployment of women officers in civil clothes in busy areas to watch out for miscreants, Pehchaan-for maintaining data base of photographs of children in vulnerable areas, Traffic Sentinel Scheme- to empower citizens to report certain identified traffic violations, and Yuva Scheme- for organizing sports activities, painting workshops, vocational training etc. to channelize the energy of young adults and underprivileged children. Under YUVA, Delhi Police has now started working in collaboration with National Skill Development Corporation (NSDC) and Confederation of Indian Industry (CII) under Prime Minister's "Kaushal Vikas Yojna" from CSR funding.

### **Anti-Terror Measures Schemes**

7.33 Delhi Police, over the years, has taken a number of anti-terror measures, which include intensive verification of tenants, checking of second-hand car dealers, cyber cafes, checking of guest houses, periodic surprise checking to prevent high-speed escape and higher police visibility with deterrent posturing in high footfall areas. The Special Cell of Delhi Police is constantly on the alert in collecting, collating and disseminating anti-terror intelligence apart from launching its anti-terror operations. All women SWAT team was formed and women

commandos were trained. The team is dedicated to tackling hardened criminals and to combat terrorist activities. 30 'Parakram' commando vehicles were launched to add to the anti-terror backup in the city. All these 'Parakram' vans are GPRS enabled and are fitted with pan-Delhi wireless communication.

### **Officer-Oriented Policing Model**

7.34 Delhi Police had launched a unique experiment of officer-oriented policing model in two of its police stations - P.S. Parliament Street and P.S. Maurice Nagar on 12.04.2017 and continued the model in 2019. In this model, officers and lady police remain in the forefront vis-à-vis the demonstrators, and the anti-riot platoons become a fall-back contingency option. With this step, situations of confrontation have mostly been nipped in the bud this year.

### **Perception Management**

7.35 To further improve public perception of police, Delhi Police has continued with its scheme of Public Facilitation Officers in police stations. In this innovative endeavour, well-trained and sensitized police officers (male and female) man the initial contact point of the police station and have been designated as Public Facilitation Officers (PFO). These PFOs are attired in specially designed civilian dress so that the fear of uniform does not become a barrier in smooth interface and facilitation. As a 'green' initiative for patrolling the parks, congested lanes and by-lanes, cooperative societies, etc., the Delhi Police continued bicycle patrols to complement and supplement its existing motorcycle and PCR patrols. Two "Facilitation Kiosks (Suvidha Sewa)" one at AIIMS, another at Khan Market, New Delhi, a

joint effort of Delhi Police and NDMC continued functioning. Another such public facilitation Kiosk, with interactive panels created at IGI Airport on 11.02.2019 continued facilitating passengers and travelers. The kiosks are provided with internet connectivity for online registration of FIRs regarding thefts, vehicle thefts, lost mobile/articles etc., besides several other service delivery proformas i.e. tenant and servant verification forms etc. The project to digitize *Malkhana* is implemented by other districts as well.

### **Action against Drug Trafficking**

7.36 During the financial year 2019-20, concerted action was taken against drug trafficking resulting in the recovery of huge quantity of narcotic substances. Anti-Narcotics Squad has been set-up in all districts for taking effective action against drug traffickers and for holding drug abuse awareness campaigns for citizens. During the financial year 2019-20, 712 cases have been registered and 909 persons have been arrested, and 48.586 kg Charas, 5447.532 kg Ganja, 662.845 kg Smack/Heroine, 1696.660 kg Poppy Head and 0.791 kg Cocaine have been recovered.

### **Action against Illicit Arms**

7.37 Efforts were made during 2019 to connect all backward and forward linkages and unearth the entire chain of supply, transit route, mode of trafficking, end users and source of manufacturing of illicit fire-arms. During the financial year 2019-20, 3,078 illicit fire arms and 9,697 ammunitions have been recovered by Delhi Police and 3,642 persons have been arrested under Arms Act. In order to check the supply of illegal fire-arms, audit of the records of the licensed fire-arm dealers is also being conducted.

### **Counterfeit Currency**

7.38 Delhi Police launched a drive against Fake Indian Currency Notes (FICN) and associated other agencies like RBI, Customs Department and Intelligence Bureau in this pursuit. During the financial year 2019-20, 41 cases of FICN were registered and ₹ 2.90 crore (approx.) was recovered.

### **Digital Initiatives**

7.39 Some of the important digital initiatives launched so far include, e-Motor Vehicle Theft App, Property Theft App, Lost Report App, Himmat Plus App-for women in distress, Police Clearance Certificate App, Senior Citizen App, Delhi Traffic Police Mobile App-to share traffic information to public and public participation in better traffic management, Online Character Verification Report, TATPAR-One Touch App, and Online Cyber Safety Website-to have proactive communication with the citizens on cyber safety issues and to provide a responsive cyber crime reporting mechanism for the victims. In the new schemes, online e-Arms Licensing System, Emergency Response Support System (ERSS-112)-a Single Emergency Number for emergency services i.e. Police, Fire and Ambulance, and PRAKHAR – Street Crime Patrol Van for patrolling at Crime Hotspot locations of city have been started by Delhi Police.

### **Police Training**

7.40 The training wing of Delhi Police comprises of a Training College, 03 Training Schools, a Specialized Training Centre (STC) and an Academy for Smart Policing (ASP). A Long Range Weapon Firing Range has been developed at Abhanpura and Alwar in Rajasthan. The training wing also regularly imparts basic/promotional/specialized

courses to personnel of various States and other agencies. The present training capacity is approximately 6,000, taking together all its six centres including 250 at Police Training School (PTS)-Dwarka exclusively for women trainees. During the period, 262 in service/ specialized courses were conducted in which 6,995 police personnel participated. In addition to the above, basic/induction courses were organized for 6,931 trainees and promotional courses for 1,851 police personnel. The Cyber Training Division at PTS-Dwarka conducted 06 courses on Cyber Forensics and Investigation in which 102 officers participated and 08 courses on Call Detail Record (CDR) analysis and investigation of bank frauds were attended by 207 officers. The Academy for Smart Policing at Chanakyapuri, which conducts short duration courses/ workshops for Gazetted Officers (GOs) of Delhi Police, conducted 13 training programmes which were attended by 257 officers.

7.41 A special soft skills programme for SHOs and Inspectors was conducted at STC. 03 courses were conducted in which 80 Inspectors from Delhi Police attended. In addition, specialized courses for Public Facilitation Desk Officers, gender sensitization workshops, workshop on proactive policing and sensitization on issues concerning persons belonging to the North-East States, backward sections of the society, women and children, are regularly conducted for the staff. Five half day workshops were also conducted for sensitization of police personnel on issues relating to differently-abled/ visually impaired persons. Yoga has been made an integral part of outdoor training for trainees in all basic and promotional courses.

7.42 NIPUN-eELM (e-Learning Management System)- has been initiated at Police Training

School, Dwarka to impart online learning modules through digital portal, making it possible for Delhi Police personnel to acquire knowledge and information collaborating in two way exchange of information and knowledge of police anytime/anywhere at their own pace. In addition, the digital portal shall also be used for information sharing and testing one's own knowledge of specific subjects through Multiple Choice Questions (MCQ). Total 34 Courses including video/audio lectures have been uploaded on this web portal for online learning of Delhi Police personnel and total 26,185 numbers of Delhi Police personnel have enrolled/ registered in NIPUN Web Portal till date.

### **Welfare**

7.43 Various welfare schemes are implemented by Delhi Police Welfare Society for personnel and their families. Other welfare schemes of Delhi Police include Delhi Police Amenities Fund and Vipatti Sahayata Kosh, which have been merged in Delhi Police Welfare Scheme and Delhi Police Martyr's Fund.

### **Land and Building**

7.44 During the financial year 2019-20 (from 01.04.2019 to 31.10.2019), 03 building projects (New PHQ building at Jai Singh Road, PS & 28 Staff Quarters at Greater Kailash and 172 Staff Quarters at Sector-09, Dwarka) have been completed. 01 piece of land for construction of PS Raj Park has been allotted by DDA to Delhi Police, 02 pieces of land i.e. Police Post (PP) at Sector 20 Dwarka and PP at Kakrola Village and Sector 16-B, Dwarka have been taken over from Delhi Development Authority (DDA) by Delhi Police. Construction work has started in 01 Project i.e. PTS-I/Jharoda Kalan (Classrooms



and Barrack). Construction work of 09 projects is under progress and 19 projects are at planning/tender stage.

### Budget

7.45 The financial allocation and expenditure during the last year and current year is as under:

(₹ in crore)

| Head of Account  | Final Allocation<br>2018 -19 | Actual<br>Expenditure<br>2018 -19 | Budget<br>Estimate<br>2019 -20 | Expenditure<br>upto<br>31.12.2019 |
|--|------------------------------|-----------------------------------|--------------------------------|-----------------------------------|
| Direction & Administration                                   | 7287.39                      | 7277.83                           | 7468.99                        | 6020.42                           |
| Schemes  | 566.01                       | 565.99                            | 412.78                         | 234.26                            |
| Schemes for Safety of Women<br>(Financed from Nirbhaya Fund) | 6.41                         | 6.27                              | 11.09                          | 6.78                              |

### Delhi Traffic Police

7.46 The initiatives undertaken during the financial year 2019-20 for smooth flow of traffic on roads and to minimize road accidents, *inter-alia* include, procurement and installation of Gantry/ Cantilever Mounted Automatic Over Speed Violation Detection Cameras and Red Light Violation Detection (RLVD), Tripod Mounted Portable Speed Radar Guns, implementation of e-Challan system, issuance of notices through SMS to registered owners of motor vehicles for committing traffic violations, installation of new traffic signals and blinkers. The Intelligent Traffic Management System (ITMS) project of Delhi Traffic Police has also been set on track by floating Request for Proposal (RFP) since the project has been approved 'In-principle' by Ministry of Home Affairs, Government of India.

#### 7.47 Major Achievements during 2019-20

- Introduction of ERSS-112 (Emergency Response Support System), a Single Emergency Number for emergency services i.e Police, Fire and Ambulance.
- CCTV system installed in 180 Police

Stations and 53 Police Posts in addition to the 10 CCTV systems already installed in 10 Police Stations as pilot project.

- "Tatpar" App launched to provide safety and 24x7 convenience to the citizens.
- 01 piece of land for construction of PS Raj Park has been allotted by DDA to Delhi Police, 02 pieces of land i.e PP at Sector 20 Dwarka and PP at Kakrola Village and Sector 16-B, Dwarka have been taken over from DDA by Delhi Police.
- Construction work in 9 projects is under progress and 19 Projects are at planning/tender stage.

### DADRA & NAGAR HAVELI AND DAMAN & DIU

Dadra and Nagar Haveli and Daman and Diu (Merger of Union Territories) Act, 2019 was notified on 09.12.2019, consequent upon which, newly formed UT namely "Dadra and Nagar Haveli and Daman and Diu" came into existence on 26.01.2020.



## I. DAMAN & DIU

### Area, Population and Location

7.48 Daman and Diu has two districts, namely Daman and Diu. It has a total area of 112 sq. kms. (Daman 72 sq. kms. and Diu 40 sq. kms.). Total population of UT of Daman and Diu was 2,43,247 as per 2011 Population Census (Daman-1,91,173 and Diu-52,074). Both districts are situated on the western coast of India. The Headquarter of this UT is at Daman.

7.49 The UT of Daman and Diu is a centrally administered territory and 100% of grants are received from the Government of India in the form of Central Assistance. During the financial year 2018-19, the UT was allotted fund of ₹ 1,645.22 crore. The UT Administration has spent ₹ 1,643.51 crore (99.00%) of fund allocation. The fund allocation for the year 2019-20 is ₹ 1,918.48 crore. On the revenue side, the tax collection of the UT of Daman & Diu was ₹ 830.86 crore (approx) during the year 2018-19.

### 7.50 Major Development Projects

- Construction of Engineering College building at Varkund, Nani Daman is in progress at a cost of ₹ 47.03 crore.
- Construction of Government Primary School building at Kachigam, Ambawadi, Damanwada and Ringanwada in Daman district are in progress at a cost of ₹ 22.70 crore.
- Upgradation of Marwad Hospital to 300 beds with ultra modern facilities is under process.
- Improvement and beautification of various Major and other District Roads in Daman district and development of Chhapli Sheri Beach and Moti Daman

Fort Front is in progress at a cost of ₹ 71.13 crore and ₹ 32.97 crore respectively.

- Strengthening, improvement and new construction of road under Adarsh Gram Yojana is in progress at a cost of ₹ 35.00 crore.

### 7.51 Major Developmental Infrastructure Initiatives

- (i) 9 Gram Panchayats of the UT have been identified as Adarsh Model Gram Panchayats (Daman Model Village Panchayat).
- (ii) Construction of two lane bridge on Kolak River at an estimated cost of ₹ 10.32 crore.
- (iii) Construction of commercial airport terminal building at Nani Daman, at an estimated cost of ₹ 55.00 crore.
- (iv) Widening, strengthening and upgradation of various Major District and other District roads under Central Road and Infrastructure Fund (CRIF) at Nani Daman, at an estimated cost of ₹ 62.16 crore have been approved.
- (v) Widening and strengthening of NH 848 (Approx. 9.91 km) at Daman has been approved at a cost of ₹ 34.08 crore.
- (vi) Construction of approach road from Daman Devka road to terminal building in Daman district at an estimated cost of ₹ 15.00 crore.
- (vii) The Work for development of Integrated Rural Solid Waste Management has been tendered, at an estimated cost of ₹ 4.50 crore.

### 7.52 Construction of Bridges

- The construction of bridge across Damanganga river connecting Kachigam at Nani Daman and Zari on Moti Daman has been completed at a cost of ₹38.96 crore.
- Construction of additional bridge on Jampore Sea Front, Daman has been completed at a cost of ₹17.14 crore.
- Construction of new bridge at Varkund on Daman Dabhel Major District Road has been completed at a cost of ₹ 3.39 crore.

### 7.53 Construction of Buildings

- Construction of new government guest house at existing Annexure Circuit House was completed at a cost of

₹20.59 crore.

- Construction of Adivasi Culture Center for Daman District at Moti Daman has been completed at a cost of ₹3.38 crore.
- 39 dwelling units under Affordable Housing in Partnership (AHP) component & PMAY (Urban) for Daman Town has been completed at a cost of ₹3.66 crore.
- The first housing complex for Promotion of Affordable Rental Smart Housing (SPARSH) was completed and inaugurated by the Hon'le Administrator of Daman and Diu on 08.10.2019. 230 workers were provided accommodation with basic required amenities at a subsidised rate of ₹300/- per month.



The Hon'ble Administrator of Daman and Diu along with the Member of Parliament at the inauguration of Housing Complex of Affordable Rental Smart Housing (SPARSH)

(Source: UT Administration)

## Power

### 7.54 Renewable Energy

- 4.279 MWP Roof Top Solar PV has been installed at 233 government and semi government buildings. The present installation of 16.309 MW has reduced 23,680 tonnes of carbon dioxide emission per year.
- Under the UJALA Scheme, 2,07,803 LED Bulbs, 15,642 LED tube lights and 1,372 energy fans have been distributed till December, 2019. It provided savings of ₹ 10.2 crore and reduced 21,087 tonnes carbon dioxide emission.

## Education

7.55 The UT Administration has been implementing various schemes and financial assistance for better education. To enhance enrolment, 'Shalla Praveshostav' has been initiated to increase the enrolment of children. 1,780 children were enrolled in age group of 6 years. To impart quality education with digital learning, smart classrooms have been introduced in all schools and 'Mission Vidya' has been set-up to assess and mentor the weaker students. 'Aahar' - a centralized kitchen under Mid Day Meals Scheme (MDM) is also in operation by Akhsaya Patra Foundation. All Government and aided schools are benefited. 'Tithi Bhojan' is an intervention for enhancing community participation supplementary to MDM Scheme.

### 7.56 Health

- The major achievement under health sector is establishment of Government Medical College in the UT of Dadra and Nagar Haveli. 50% seats are reserved for the UT of Daman and Diu. The post-graduation course has been introduced

to ensure further opportunities to students.

- 20 sub-centres and 4 Primary Health Centres (PHCs) have been upgraded to Health and Wellness Centres. Under Pradhan Mantri Jan Arogya Yojana, health insurance is provided free of cost with upto ₹ 5.00 lakh coverage. Further, the UT Administration has increased the additional amount of honorarium to Anganwadi workers and helpers from ₹ 3000/- to ₹ 4500/- and from ₹ 1500/- to ₹ 2250/- respectively.
- UT Administration of Daman & Diu has started "ASHA-A Cradle Baby Reception Centre" for all those babies abandoned by their biological parents and are vulnerable to child trafficking. 4,242 children between 0-6 years and 3,369 pregnant and lactating mothers were benefited under Supplementary Nutrition Programme.
- "Annaprashan" was launched with an initiative to encourage complementary feeding in children completing 6 months. 'Swabhiman' scheme is aimed to tackle the problems of malnutrition, anaemia etc. 8.5 kg 'take-home' ration is provided every month to pregnant women, lactating mothers and adolescent girls.

### 7.57 Awards

The UT Administration of Daman & Diu has been awarded three National Awards in the following categories under POSHAN Abhiyan during 2018-19:

- Excellence Award in Capacity Building (ILA), Convergence and Behavioral Change & Community Mobilization.



- Block Leadership Award was presented to ICDS, Daman.

- Field Functionary Award to the group ASHA/ANM/AWW/AWH & LS.



The Officers of Administration of Daman and Diu receiving the award from Hon'ble Union Minister of Women and Child Development

(Source: UT Administration)

### 7.58 Tourism

- Water Sports Guidelines for promotion

and regulation of water sports activities in the UT was notified.



The Hon'ble Administrator of Daman and Diu inaugurating Water Sports Activity

(Source: UT Administration)

**7.59 Police**

- Setting up of Cyber Forensic Laboratory cum Training Centre under the project 'Cyber Crime Prevention against Women and Children' (CCPWC) is under progress and expected to be completed by 31.03.2020.
- National Emergency Response System (NERS) has been launched in the UT and is fully functional.

**7.60 District Panchayat**

- Under Pradhan Mantri Awas Yojana (PMAY- Rural), 15 beneficiaries were identified out of which 13 beneficiaries were allotted PMAY houses during Phase -I. Additional 342 Beneficiaries will be covered under Phase -II.

**7.61 Swachh Bharat Mission**

- Swachh Bharat Mission (G) IEC Campaign-2019 was launched in UT of Daman & Diu on 01.06.2019. 'Swachhta hi Seva-2019' campaign was launched in UT of Daman & Diu on 11.09.2019 with the aim of Jan Andolan and to have maximum number of participation for plastic shramdan through various cleanliness campaigns, awareness campaigns and IEC campaigns.
- UT of Daman & Diu was awarded 3<sup>rd</sup> position for incredible performance under "Swachh Sundar Shauchalaya Abhiyan" by the Ministry of Jal Shakti, GoI on 24.06.2019.
- Jal Shakti Abhiyan was initiated with aim of making water conservation and promotion of irrigation efficiency a Jan-Andolan through asset creation and

communication campaigns with five intervention areas.

**7.62 Agriculture**

- To enhance the income of the small and marginal farmers and to supplement the financial needs of the farmers, financial assistance of ₹ 6,000 per annum per family were released to 5,294 farmers in installments under Pradhan Mantri Kisan Samman Nidhi.

**7.63 Fisheries**

- Financial assistance was provided to 18 beneficiaries captured by Pakistan Marine Security Agency (PMSA).
- 8,224 fishermen were insured under the Group Accident Insurance scheme.

**7.64 Industries**

- Under Ease of Doing Business, Business Reform Action Plan has been introduced in the UT for the investors to obtain various regulatory clearance as well as fiscal incentives approval of different department. During the year 2019, 97 reforms were approved out of 187.

**II. DADRA AND NAGAR HAVELI**

7.65 Dadra and Nagar Haveli nestle on the Western Ghats of India. As per the 2011 Census, the UT comprises of 65 villages, 05 census towns, 01 Municipal Council, 01 District Panchayat, and 20 Village Panchayats and has a population of 3,43,709 (1,93,760 Males and 1,49,949 Females). Dadra and Nagar Haveli is spread over an area of 491 sq. km and comprises of two enclaves viz. (1) Dadra, and (2) Nagar Haveli. It is surrounded by Valsad district of Gujarat and Palghar district of Maharashtra.



## Administration

7.66 Dadra and Nagar Haveli comprises of a single district and *taluka*. However, for the purpose of revenue administration, all villages/towns have been divided into 20 Patelads. The UT has no legislature. The Administrator is the head of the Administration and is assisted by the Advisor to the Administrator, Finance Secretary, Inspector General of Police and District Collector. For implementation of Panchayati Raj System, 20 Village Panchayats have been constituted consisting of elected members. Moreover, there is a District Panchayat comprising of representatives from all Village Panchayats, and a Municipal Council comprises of 15 wards. One seat of Lok Sabha has been allotted to the UT, which is reserved for representative of Scheduled Tribes.

## Economy

7.67 Revenue: The UT Administration has collected revenue receipts of ₹ 589.25 crore during the financial year 2019-20 (up to 31.12.2019).

7.68 Allocation and Expenditure: During 2019-20, the UT was allotted a fund of ₹ 1184.89 crore, against which, an expenditure of ₹ 805.94 crore has already been incurred (up to 31.12.2019)

## Financial Schemes

7.69 Total 1,26,130 accounts under Pradhan Manti Jan Dhan Yojana (PMJDY), 32,061 accounts under Pradhan Mantri Jeevan Jyoti Yojana (PMJJY) and 57,415 accounts under Pradhan Mantri Suraksha Bima Yojana (PMSBY) have been opened (upto 31.12.2019).

## Sectoral Development

7.70 Bridges: Construction of high level

bridge at Gunsa – Bildhari costing ₹ 33.54 crore, has been completed. Construction of high level bridge at a cost of ₹ 54.72 crore is in progress at Kauncha.

7.71 Connectivity: Construction of ring road for Silvassa town (stretches GH, HA & AB) (1<sup>st</sup> Phase) (4.30 km) (stretch F to G), construction of ring road for Silvassa & Amli town (Stretch D to E) from Dandulfalia to Silvassa Kilvani main road, construction of ring road (stretch B to C to D) from Samarvarni to Dandulfalia Junction (2.50 km) at a cost of ₹ 57.13 crore has been completed.

## 7.72 Building

(i) Construction of Medical College and allied building at Dadra and Nagar Haveli at a cost of ₹ 139.23 crore, (ii) Up-gradation and expansion of Shri Vinoba Bhawe Civil Hospital at Silvassa to a Multi-Specialty Hospital (450 bed) (MEP Services) at a cost of ₹ 82.49 crore, (iii) Construction of High School building at Morkhal, Falandi, Masat, Surangi, Kherdi and Sindoni at a cost of ₹ 48.24 crore, (iv) Construction of Senior Citizens and Boys Home at Dapada, and Women and Girls Home at Dapada at a cost of ₹ 12.50 crore, (v) Upgradation of schools at Zandchowk and Tokarhada, Silvassa at a cost of ₹ 54.08 crore, (vi) Construction of Paramedical College at Dadra & Nagar Haveli at a cost of ₹ 8.45 Crore and (vii) Construction of Hostel building at Mandoni Amboli, Randha and Khanvel at a cost of ₹ 14.72 crore have been initiated.

## 7.73 Health

The public health services are being provided through the following network in the UT of Dadra and Nagar Haveli:

- Admissions started for enrolment of 150 medical seats for NAMO Medical

Education & Research Institute, Dadra and Nagar Haveli. The first year batch started on 01.09.2019.

- 28 Health & Wellness Centres were operationalized.
- e-Aarogya, a cloud based healthcare eco-system has been launched in the UT. It will help health care providers to utilize the technology for delivering their services effectively. e-Arogya has been implemented at all public health

facilities in the UT. The total patients treated under the In-Patient Services are 31,345 and Out Patient Services are 8,64,783, in e-Aarogya system.

- “Mobile Health Vans” named as “Shram Yogi Swasthya Seva” are operational to provide door to door services to industrial, building and other construction workers. Providing registration in e-Aarogya, medical check-up, health insurance and health awareness.



**Mobile Health Van- “Shram Yogi Swasthya Seva”**

(Source: UT Administration)

#### 7.74 New Projects initiated during the year 2019-2020

- Beautification and strengthening of roads including upgradation of storm water drains, management of utilities and landscaping works at Silvassa Naroli road between Shahid Chowk to Athal Naroli Entrance Gate (Check Post) and from
- Pipariya to Shahid Chowk Samarvani at a cost of ₹135.16 crore has been initiated.
- Widening, strengthening and other infrastructure development of 20.55 km (ODR & MDR) at various places of Dadra and Nagar Haveli (under CRF Scheme) at a cost of ₹ 21.12 crore, has been initiated.

- The projects of Integrated Water Management Plan for Rakholi, Dapada, Kilvani and Randha Patelad WD-II (WTP, Rising main, Pumping Machinery and Distribution Network) (13ML) at a cost of ₹ 76.98 crore, and Integrated Water Management Plan for Khanvel, Rudana, Amboli, Surangi and Kherdi Patelad WD-III (WTP, Pumping Machinery, Rising Main and Distribution Network) (12MLD) with

cost of ₹74.88crore, have been initiated.

### 7.75 Rural Development

**Jal Shakti Abhiyan:** With the aim to conserve water, the Jal Shakti Abhiyan was launched in the UT on 01.07.2019. Various activities were performed to encourage the promotion of rainwater harvesting in all the villages and primary and upper primary schools with an idea to promote the importance of water conservation and harvesting.



### Jal Shakti Abhiyan in UT

(Source: UT Administration)

### 7.76 Urban Development

- Construction of about 607 houses under PMAY has been initiated, and 71 houses have been completed in Phase-I project under the BLC component of PMAY. Two e-Toilets in Silvassa as public toilet under Swachh Bharat Mission –Urban, have been installed.
- Silvassa Municipal Council launched *Angikaar* campaign for beneficiaries of *Pradhan Mantri Awas Yojana* with the aim to connect every PMAY (U) beneficiary with GoI's schemes which includes, *Pradhan Mantri Ujjwala Yojana*,

*Aayushman Bharat Yojana* and *Jal Shakti Abhiyaan* and development missions to enhance their livability.

### 7.77 Education

- Centralized Kitchen under Mid-Day-Meals scheme is executed by the Akshaya Patra Foundation with 1,00,000 capacity on daily basis. Hot cooked meal is served to all students studying in 280 schools of DNH and 67 schools of Daman. Around 57,000 students between Class-I to VIII of Daman and Dadra & Nagar Haveli are benefitting through the centralized kitchen under MDM scheme.





**Centralized Kitchen at Athal**

(Source: UT Administration)

- The UT Administration organized 'Shaala Praveshotsav' in 93 school locations where 6-7 schools participated

as co-host. A total of 3,986 students have enrolled for the academic year 2019-2020.



**Shaala Praveshotsav 2019**

(Source: UT Administration)

**7.78 Minimizing use of Single Use Plastics (SUP) in UT**

- UT Administration D&NH under the Swachh Bharat Mission has taken an initiative to ensure that the UT capital

transforms to a zero waste city, including discouraging the use of plastic bags. Dadra and Nagar Haveli Silvassa Municipal Council Solid Waste (Handling and Management) Bye-Laws, 2018 has



been implemented in Silvassa Municipal Council (SMC) area which includes ban on single use plastic such as plastic bags less than 50 microns, PET bottles, thermocol, POP, plastic straws etc.

- Plastic Shredding Machine has been installed to convert plastic waste in Refused Derived Fuel (RDF). Agreement has been entered into with authorized recyclers and cement industry to recycle plastic and use RDF. Dadra & Nagar Haveli contributes at national level to the society by recycling about 60-ton PET bottles, 3.5 ton plastic jumbo bags, 1.5 ton pipes and 1.5 ton household items every day.

#### 7.79 New Initiatives

- The Hon'ble Union Home Minister visited the UT of Dadra & Nagar Haveli on 01.09.2019, during which various development projects were launched:
- Foundation stone laid for the Para Medical Institute.

- Launched Tourism Policy to give a boost to Tourism of the UT.
- Inaugurated 01 Youth Hostel and 20 Health and Wellness Centres in the UT.
- Inaugurated Poshan Maah and Annaprashan in the UT. Annaprashan Kit includes various sizes of bowls, spoons, *lapsi*, fruits along with informative booklet given to the beneficiaries at the launch. Total 645 beneficiaries were given the kit.
- Inaugurated Shram Yogi Prasad scheme for the workers to provide nutritious and hygienic food at a nominal amount of ₹5/- per person to the registered building and other construction workers.
- Launched 1000 days of transformation governance publication.

Hon'ble Union Home Minister congratulated and gave best wishes to the newly enrolled first batch of Namo Medical College by giving laptops and stethoscope to the students.



Glimpse of the various project launches and inaugurations by the Hon'ble Union Home Minister

(Source: UT Administration)

**7.80 Achievements/Awards**

UT of Dadra & Nagar Haveli was awarded the 4th position for incredible performance under “Swachh Sundar Shauchalaya Abhiyan” by Ministry of Jal Shakti, GoI on 24.06. 2019.

- Under Swachha Bharat Puraskar -2019 Dudhani Gram Panchayat received Swachhagrahi Puraskar.

- National Level Award For Kayakalp for District Hospital Shri Vinoba Bhawe Civil Hospital, Silvassa and Sub-district Hospital, Khanvel won first prize under Tertiary Care Hospital Category under Rashtriya Kayakalp Puraskar and an Award money of ₹ 2 crore was awarded by Union Health Minister.



**UT received First prize under Tertiary Care Hospital Category under Rashtriya Kayakalp Puraskar by Union Health Minister**

(Source: UT Administration)

UT of Dadra & Nagar Haveli was awarded by Ministry of Women and Child Development, POSHAN Abhiyan on 28.08.2019, for securing

first position in Group IV for overall excellence for seamless implementation of POSHAN Abhiyan.



**UT of Dadra & Nagar Haveli awarded 2<sup>nd</sup> position in UT-Category in Swachh Sarvekshan Gramin – 2019.**

(Source: UT Administration)

## ANDAMAN & NICOBAR ISLANDS

7.81 The Andaman and Nicobar Islands (A & NI) are the largest archipelago system in the Bay of Bengal, consisting of nearly 836 islands, rocks and islets out of which only 31 islands are inhabited. The Islands are situated 1,255 km. away from Kolkata and 1190 km. from Chennai. The islands were infamously known as the "Black Water Prison" or "Kaala Pani". The Andaman and Nicobar Islands have originally been the abode of aboriginal tribes. The Andaman and Nicobar Islands (Protection of Aboriginal Tribes) Regulation, 1956, promulgated by the President of India provides for protection of the interests of aboriginal tribes and declaration of the geographical area as reserved areas, which are predominantly and exclusively inhabited by these tribes. There are six Scheduled Tribes in Andaman and Nicobar Islands viz. Great Andamanese, Onges, Jarawas, Sentinelese, Shompens and Nicobarese. The tribes other than Nicobarese are classified as Particularly Vulnerable Tribal Groups (PVTGs).

### Shipping

7.82 Shipping is the lifeline of the islanders. To augment the ship connectivity across all four sectors viz. Mainland-Island, Inter-Island, Foreshore and Harbour Sector, acquisition of 25 ships is planned. Two 1200 pax vessels are likely to be delivered by the end of 2020 and two 500 pax vessels in the financial year 2019-20. Acquisition of two High Speed Craft as replacement for M.V Rajhans and M.V Narcondum at a cost of ₹ 38.00 crore is also in process. Four 150 pax vessels ordered for the harbour sector have already been delivered.

### Transport

7.83 To provide efficient, economic and reliable public transport service to the citizens of the UT of A&NI, the State Transport Service (STS)

is maintaining a fleet of 284 buses in its 15 units across A&NI.

### Electricity

7.84 The UT Administration is providing round the clock power supply in all major islands to about 1,33,990 consumers with 121.72 MW of installed capacity and an annual generation of 334.57 Mega Unit (MU) to meet a peak demand of 59.5 MW. Out of the total installed capacity, only 11.40 MW is through Renewable Energy Power Plants comprising of 5.25 MW Small Hydro and 6.15 MWp Solar Photo Voltic Plant. The ANI Administration is making all efforts to develop the renewable energy sources - 1 MWp connected Rooftop SPV Plants has been established on 15 government buildings and 3.15 MWp Grid Interactive Rooftop Solar PV Plants has been established on 39 Government buildings. 4.00 lakh LED bulbs have been distributed to 1 lakh domestic consumers @ 4 Nos. each consumer for replacement of existing ICL bulbs. Due to LED replacement the peak demand has reduced by 7-8%.

### Health

7.85 Free curative, preventive, rehabilitative and supportive health care services are provided across the islands through a well-developed government health infrastructure. Upgradation of Garacharama Primary Health Centre (PHC) to District Hospital, construction of 50 bedded Junglighat AYUSH Hospital Complex, construction of existing Swaraj Dweep PHC building to double storey building and construction of sub-centre at Ramnagar-II and Pilopanja work are in progress.

### Education

7.86 There are 461 schools functioning in the UT of A & N Islands, out of which 118 are private schools, including 45 pre-primary



schools. Government schools have Hindi, English, Tamil, Telugu and Bengali medium of instruction. Islands have Industrial Training Institute, Engineering Degree College, Medical College, Law College and Community College one each and 4 Degree College and 2 Diploma Polytechnic. 10 schools have secured 100% result in class 12 and 40 schools in class 10.

### **Agriculture**

7.87 Out of the 45,794 ha available under agriculture, 70% is under plantation crops, spices and horticultural crops. Agro-climatic condition of this UT favours the cultivation of such crops. Crop husbandry has an allotted outlay of ₹ 44.32 crore for executing four schemes i.e, (i) Assistance to farmers under High Yielding Programme, (ii) Assistance to farmers for promotion of Horticulture Crop and High Value Agriculture, (iii) Training and Extension Programme (IT & Demonstration) and (iv) Direction and Administration.

7.88 An amount of ₹ 4.83 crore have been allotted for undertaking the following soil conservation schemes:

- Soil conservation works and strengthening of Soil Testing Laboratory.
- Improvement of degraded land and drainage.

### **Animal Husbandry and Veterinary Services**

7.89 Animal husbandry and veterinary services are provided through a network of 01 Veterinary Polyclinic, 09 Veterinary Hospitals, 12 Veterinary Dispensaries, 55 Veterinary sub-dispensaries and 15 Mobile Veterinary Dispensaries. Upgradation of the local non-descript and low producing cows/cattle by Artificial Insemination, using high quality semen through 34 sub-centres and 17 Artificial

Insemination Centre.

### **Tourism**

7.90 To provide clean and affordable place for tourists, to experience Indian customs, traditions and Indian cuisine, 48 homestays are in operation. Single window system for e-ticketing for Light and Sound shows has been introduced. Holistic development of Ross & Smith Island, Shaheed Dweep (Neil Island), Long Island and Avis Island is underway. Tourist Information Centers is functioning at the airport, Cellular Jail, Swaraj Dweep and IP&T Directorate building.

### **Police**

7.91 There are 24 Police Stations, 22 Out Posts, 12 Jarawa Protection Posts, 06 Look Out Posts, 24 Fire Stations, 27 Police Radio Stations, 03 VHF and 24 HF Radio Stations functioning under A&NI Police. The total sanctioned strength of A&NI Police, including Indian Reserve Battalion (IRBn), is 5,078.

7.92 The Law & Order situation has so far remained stable and peaceful. During the period from 01.04.2019 to 31.12.2019, 409 IPC cases were reported.

7.93 Traffic Unit has conducted 50 Road Safety Awareness classes at various schools, colleges, other institutes and Panchayats. 6,500 students and general public have benefited from these awareness classes.

### **Forest**

7.94 The total geographical area of this UT is 8,249 sq km with 86.93% recorded as forest. 4750.60 ha area under Eco-Restoration Working Circle and 759.90 ha of area under Plantation Reclamation Working Circle have been planted. Further, a total of 59.2 km of avenue plantation and 32.5 ha of mangrove plantations have also been raised till December, 2019.



## Fisheries

7.95 The Andaman & Nicobar Islands have a vast potential for fisheries in view of coastal length of about 1,962 km, the continental shelf area of about 35,000 sq km, and 6,00,000 sq km of Exclusive Economic Zone (EEZ). Total fish production of A & NI during the year 2019-20 is 22492 MT with a contribution of 22351 MT from Marine Sector and 141 MT from Inland Sector.

7.96 The Portable Chinese Hatchery developed by ICAR-CIFA has been introduced instead of Happa Breeding for the Seed Production of Indian Major Carps. During the year 2019-20, 14.00 lakh fish seeds were produced at Fish Seed Farm, Nayagaon and distributed 6.00 lakh Freshwater Fish Seeds after rearing to fingerling size to 1103 fish farmers of A & NI during 2019-20.

## Industries

7.97 A&NI is industrially backward due to its distance from the mainland and its fragile ecology. Subsidy and skill development is key factor for promotion of industries. 119 persons across islands were imparted one-year training in the trades viz. Cane and Bamboo, Carpentry,

General Engineering, Tailoring and Garment making and Coir products and 98 persons were imparted short term skill development training in Tailoring & Garment making, manufacturing of paper bag and food processing in the training centres of Industries Department. 54 Onge families and 12 women belonging to various Self-Help Groups were imparted short-term skill development training on Bamboo Coconut Shell & Driftwood based handicraft and embroidery works. 47 candidates under the "Prime Minister Employment Generation Programme" participated in Entrepreneurship Development Programme.

## 7.98 Rural Development

- **Swachh Bharat Mission (Gramin):** During the period from 01.04.2019 to 31.12.2019, 2,846 Individual Household Latrines were sanctioned and 962 completed. 93 Community Sanitary Complex were sanctioned and 28 have been completed. An expenditure of ₹ 430.01 lakh has been incurred. 'Swachta Hi Seva-2019' campaign was carried out focusing on plastic waste management in the islands, from 11.09.2019 to 27.10.2019.



Swachh Bharat Mission (Gramin)



MGNREGA

(Source: UT Administration)

- **Mahatma Gandhi National Rural Employment Guarantee Act (MGNREGA):** During the period from 01.04.2019 to 31.12.2019, 432 job cards were issued to the households, 1,74,049 person-days were generated out of which 1,01,496 by women and 18,226 by STs.
- **Pradhan Mantri Awaas Yojana-Gramin (PMAY-G):** During the period from 01.04.2019 to 31.12.2019, 1,002 houses have been sanctioned and 243 have been completed. An expenditure of ₹ 88.20 lakh has been incurred.
- **Deen Dayal Antyodaya Yojana-National Rural Livelihood Mission (DAY-NRLM):** During the period from 01.04.2019 to 31.12.2019, 191 Self Help Groups and 09 village organizations were formed. An expenditure of ₹ 75.13 lakh has been incurred.

## Social Welfare

7.99 3,693 beneficiaries under the disability allowance scheme are getting financial assistance of ₹ 2,500/- per month. 198 children with various challenges provided with needed therapies by various specialists through the extension center of National Institute for Empowerment of Persons with Multiple Disabilities (NIEPMD), Chennai which is functional in the name of Vocational Rehabilitation Center (VRC) in these islands and has been upgraded into Composite Regional Center (CRS) for skill development, Rehabilitation & Empowerment of Persons with Disabilities. 84 government buses have also been made 'access free' for the persons with disabilities. 1,111 *divyangjan* were

benefited through scheme of free bus pass. 3,050 Unique Disability Identity Card (UDID) for persons with disabilities have been generated upto 31.12.2019.

## Tribal Welfare

7.100 A&NI is the abode of six aboriginal tribes with a population of 28,530 (2011 Census). A population of 1,009 (as on 08.11.2019) are 'Particularly Vulnerable Tribal Groups'. Tribal sub-plan is formulated and implemented in coordination with line departments. ₹ 251.22 crore is earmarked for welfare and development of the Tribals in 2019-20.

7.101 Onge participated in the gardening activities and planted various vegetables such as lady finger, brinjal, beans, tomato etc. at vegetable garden developed at Dugong Creek. Under Poshan Mah Programme, demonstration programme was organized among the Jarawas on how to consume the banana flower, planting drumsticks and washing hands before and after food etc. Similar programmes were also organized at Onge and Andamanese settlement. Six Jarawa (female) were trained for carrying out health check-ups among the Jarawa tribe.

## Labour, Employment & Training

7.102 Pradhan Mantri Shram Yogi Mandhan (PM-SYM) was launched in the A&N Islands on 05.03.2019 and 1574 persons were enrolled under this scheme as on 31.12.2019. The registration under National Pension Scheme (NPS) (Small Traders & Self-employed Person) has been started, and 53 beneficiaries enrolled so far.



**PMSYM SCHEME LAUNCHED ON 05.03.2019**

(Source: UT Administration)

### Disaster Management

7.103 The A & N Islands are classified in Seismic Zone-V. State Emergency Operation Centre (SEOC) has been established for round the clock (24x7) monitoring, analyzing and dissemination of events for incidents, hazards and disasters of all kinds, be it Geological or Hydro- Meteorological. 09 (Nine) Emergency Operation Centers have also been established. Sufficient SAT phones have been installed in almost all the Emergency Operation Centers (EOCs) and given to the authorities concerned. Electronic Display Boards have also been placed in the SEOC and EOCs for monitoring and automated Tsunami Alert System in the Emergency Operation Centers. 36 Tsunami Sirens (manually operated) have been installed in various locations in A&NI. 12 Automatic Weather Stations of ISRO have also been installed in various locations of A & N Islands.

### 7.104 Other Activities/Achievements

- A & N Administration has issued

Notification no. 186 dated 5<sup>th</sup> September, 2019 on use of Single Use Plastics (SUP). Exhibitions on alternatives of Single Use Plastic- "UDBHAV- a new beginning" was organized to sensitize the general public, students and other stakeholders about the harmful effects of plastic and provide them with green alternatives of plastic.

- During "Swachhata Hi Seva-2019" campaign, 150 kg of plastic was collected and handed over to the Port Blair Municipal Council (PBMC) for further disposal. More than 8000 cloth bags were distributed among the public with the message to use cloth bags while going for shopping.

### PUDUCHERRY

7.105 Puducherry is a UT with a legislature. It comprises of four regions namely Puducherry, Karaikal, Mahe and Yanam lying geographically separated from one another.



## Economy

7.106 The Quick Estimate of the Gross State Domestic Product (GSDP) of the UT of Puducherry in 2018-19 with new base year 2011-12 has been estimated at ₹ 36,656.44 crore at current prices. This shows 13.78% increase in the growth rate while comparing last year (2017-18) GSDP estimates of ₹ 32,215.20 crore.

7.107 The Quick Estimate of per capita income of UT of Puducherry for the year 2018-19 has been estimated at ₹ 2,20,461 at current prices. This shows 11.34% increase in the growth rate while comparing last year (2017-18) estimate of ₹ 1,97,999.

7.108 The Advance Estimate of the Gross State Domestic Product (GSDP) of the UT of Puducherry in 2019-20 with new base year 2011-12 has been estimated at ₹ 40,801.74 crore at current prices. This shows 11.31% increase in the growth rate while comparing last year (2018-19) GSDP estimates of ₹ 36,656.44 crore (Quick Estimate).

7.109 The Advance Estimate of per capita income of UT of Puducherry for the year 2019-20 has been estimated at ₹ 2,36,591 at current prices. This shows 8.29% increase in the growth rate while comparing last year 2018-19 per capita income of ₹ 2,20,461 (QE).

7.110 The status of major development projects undertaken in different sectors by the Government of Puducherry is as follows:

## Agriculture

7.111 Under the scheme “Crop Production Technology” essential agricultural inputs were distributed to 15,652 farmers at subsidized cost in Puducherry region involving an amount of ₹ 118.00 lakh to general farmers and ₹ 67.30 lakh to SC farmers.

7.112 Back-ended investment subsidy at the rate of ₹ 5,000 per hectare for paddy growers of Puducherry region was extended to 4,822 general farmers to the tune of ₹ 169 lakh and 532 SC farmers to the tune of ₹ 13 lakh.

7.113 The crop insurance scheme viz. Pradhan Mantri Fasal Bima Yojana is being implemented in Puducherry, Karaikal and Yanam regions. 4,997 farmers in Puducherry region covering 4294.13 hectares, 4,803 farmers covering 4878.55 hectares in Karaikal region and 473 farmers covering 231.27 hectares in Yanam region have been enrolled in the crop insurance scheme.

7.114 Two regulated markets one in Thattanchavady (Puducherry) and the other sole market in Karaikal region have been integrated under the National Agriculture Market (e-NAM) project. Online bidding through mobile app has been made mandatory for crops like black gram, green gram and thinai. 92 licensed traders and 8,500 farmers have been registered in the portal.

7.115 Under Pradhan Mantri – Kisan Samman Nidhi (PM-Kisan) scheme, 7,193 small and marginal land holding farmers were benefitted with the financial assistance of ₹ 6,000 per annum payable in three equal installments.

## Electricity

7.116 New software for payment of power consumption charges at any bill collection center has been developed by National Informatics Centre on 27.06.2019.

7.117 Electricity Department, Puducherry has signed Power Sale Agreement with Solar Energy Corporation of India Limited for purchase of 50 MW solar power on 24.10.2019, at New Delhi.

7.118 Two 22 kV (kilo-volt)/315 kVA (kilo-volt-ampere) distribution transformers were



energized, 737 HT wedge connectors were installed and 19 add-on ring main units at a cost of ₹ 84.78 crore is being implemented. Further conversion work of overhead lines into underground cable system is under progress.

7.119 4 (Four) 22 kV/315 kVA distribution transformers in town areas of Puducherry region, 4 (Four) 11 kV/200 kVA distribution transformers in town areas of Karaikal region and 2 (Two) 11 kV/200 kVA distribution transformers in town areas of Yanam Region were energized at a cost of ₹ 21.63 crore. 17,646 single-phase LPRF meters and 615 three-phase low power radio frequency (LPRF) meters in Yanam region and 999 single-phase LPRF meters were fixed in Mahe region. Rooftop Solar panels in Mahe and Yanam regions were installed.

7.120 Under “Deendayal Upadhyaya Gram Jyoti Yojana” scheme, 10 distribution transformers were energized in Puducherry region and 8,019 single-phase LPRF meters in rural areas of Puducherry region were installed. Further 2,850 single-phase LPRF meters and 80 three-phase LPRF meters were fixed in rural areas of Karaikal region at a cost of ₹ 20.05 crore.

7.121 Old control and relay panels of 110 kV INOX feeder and 230 kV Bahour-Karaikal feeder at 230/110 kV Bahour Substation have been replaced by new Sub-Station Automation System panel. Replacement of Power Transformer-I and 110 kV Bus Protection Control & Relay Panels at 230/110 kV Bahour Auto Sub-station have been completed. Further the Control & Relay panels in respect of Power Transformer 2 at Bahour 230 kV Sub-station has been successfully commissioned on 23.7.19 at a cost of ₹ 10.56 crore.

### **Fisheries**

7.122 Ban relief assistance amounting to

₹ 1060.95 lakh was provided to 19,290 families in Puducherry, Karaikal and Yanam region during the ban period of 61 days, and ₹ 30.02 lakh was distributed to 640 families in Mahe region during the 52 day-ban period. Old age pension to a tune of ₹ 510.75 lakh was granted to 8,231 aged fishermen including 1,504 new beneficiaries selected and paid from March 2019 onwards.

7.123 75% subsidy to the tune of ₹ 3.02 lakh towards annual premium paid by the 47 registered mechanized boat operators for insuring their boats during this current financial year was reimbursed.

7.124 Government of India has released Central financial assistance to the tune of ₹ 1.40 crore under the scheme “Savings - Cum- Relief for Fishermen” during September 2019, covering 4,667 beneficiaries towards settlement of backlog claims for the year 2018-19.

### **Health**

7.125 Financial assistance to a tune of ₹ 1.52 crore has been extended to 219 beneficiaries of the BPL families who availed speciality treatments at higher institutions by the Pondicherry Medical Relief Society for poor.

7.126 Philips Prodiva 1.5T MRI scan has been installed at a cost of ₹ 7.5 crore and started functioning from June 2019 in the Government Medical College, Puducherry. Virus Research Diagnostic Laboratory at a cost of ₹ 1.73 crore has been functioning from June 2019 in the Government Medical College, Puducherry.

7.127 Ayushman Bharat - Pradhan Mantri Jan Arogya Yojana is being implemented in the UT of Puducherry with effect from 25.07.2019 through M/s. Star Health & Allied Insurance Company. Rotavirus Vaccine under Universal Immunization Programme has also been

launched from 29.08.2019 onwards.

7.128 External patient feedback programme “Mera Aspataal (My Hospital)” has been rolled out in the Rajiv Gandhi Government Women and Children Hospital, Puducherry and monthly score is regularly updated which is around 77-78%.

### Public Works

7.129 Development of beach at Chunnambar near Poornankuppam in Puducherry (civil works) has been taken up at a cost of ₹ 1.83 crore.

7.130 Construction of approaches to road over bridge at km. 33/000 on NH45A in Puducherry is being carried out at a cost of ₹ 28.98 crore.

7.131 Construction of swimming pool at Saradambal Nagar, Ellapillaichavady, Puducherry has been taken up at a cost of ₹ 5.00

crore.

7.132 Construction of 50 bedded Integrated AYUSH Hospital at Villianur, Puducherry has been taken up at a cost of ₹ 12.00 crore is under progress. The work will be completed by next year.

7.133 Improvements to the Nallavadu road from RC.2 (NH.45A) Pondicherry - Cuddalore road to Nallavadu Village in Ariyankuppam Commune, Puducherry is taken up at a cost of ₹ 2.77 crore. The length of road is 2300 m.

7.134 Improvements to the road from Gurempeta junction of NH-216 connecting Kanakalapeta flood bank road near Balayogi bridge in Yanam, under CRF 2016-17 is being carried out at a cost of ₹ 14.41 crore which is nearing completion. The length of road is 16.375 km.



**Improvements to the road work taken up at Yanam region**

(Source: UT Administration)

## Rural Development

### Swachh Bharat Mission (Gramin)

7.135 During the period 1.4.2019 to 31.12.2019, 10,285 Individual Household Latrines have been completed, incurring an expenditure of ₹ 1.45 crore. 22,720 individual household toilets have been constructed since the inception of the scheme.

### Mahatma Gandhi National Rural Employment Guarantee Act (MGNREGA)

7.136 During the year 2019-20, 49,212 job cards were issued to the households. 5,66,000 person days were generated out of which 4,91,061 (86.76%) person days were by women.

### Social Welfare

7.137 Under 'National Social Assistance Programme', old age pension to the tune of ₹ 37.77 lakh was granted to 1,259 differently abled persons at ₹ 3,000/- each.

7.138 Under Accessible India Campaign, civil works to create barrier free environment in 28 government owned buildings will be executed by the Public Works Department, Puducherry.

### Tourism

7.139 Eden Beach at Chinna Veerampatinam (Puducherry), one of the thirteen beaches selected by the Centre to promote sustainable tourism, has been selected by Ministry of Environment, Forests and Climate Change (MoEF&CC) to develop basic infrastructure for the purpose of cleaning the beach and ensuring safety and security. This beach has got the "Blue Flag Certification" of MoEF&CC, a pilot project of MoEF&CC. The certification will lead to the construction of environment-friendly temporary structures to promote tourism on Chinna Veerampatinam beach which is fully

funded by the Ministry. As part of the project, an area of 3 sq km from the designated beach at Chinna Veerampatinam to Chunambar Paradise beach has been notified as "No Plastic Zone" where tourists are restricted to use plastics. Various infrastructure facilities to be taken up on the beach includes small scale reverse osmosis plant, waste management, modular toilets and changing room for tourists.

### Town and Country Planning

7.140 Under the AMRUT scheme, work order has been issued to the consultant to prepare geographic information system-based Master Plan for Karaikal, Mahe and Yanam region. Comprehensive Development Plan for Puducherry region has been notified.

Under Pradhan Mantri Awas Yojana Scheme, 891 houses were completed at a cost of ₹ 37.42 crore. In addition to this, 3,349 houses are at various stages of construction. 1,811 units have been approved under Beneficiary-Led Construction component. Awareness programme for Pradhan Mantri Awas Yojana beneficiaries (50 batches) is being conducted for disseminating scheme details, capacity building on technical and financial aspects about the house construction alongwith the 'Angkaar' Campaign.

### Women and Child Development

7.141 A sum of ₹ 60 lakh was deposited in the name of 400 girl children at the rate of ₹ 15,000 each, covered under the scheme of incentive to family having one or two girl children, subject to condition that parents should have undergone family planning.

7.142 27,776 children and 9,803 mothers were benefitted and a sum of ₹ 11.32 crore was spent under the Integrated Child Development Services Scheme.

7.143 Pradhan Mantri Matru Vandana Yojana (PMMVY) Scheme is implemented in the ICDS projects with the objective of improving health and nutrition status of pregnant women and lactating mothers. Cash incentive of ₹ 5,000 is provided to 2,397 pregnant women and lactating mothers in three instalments.

## LAKSHADWEEP

7.144 Lakshadweep, an archipelago consisting of coral islands and reefs, is the smallest UT of India. This smallest UT of India is known for its only coral islands chain. These beautiful and unpolluted islands comprising of total land mass area of 32 sq km are surrounded by around 4,200 sq km territorial sea area. There are 36 Islands (3 reefs and 6 submerged sandy banks) in all, of which, 10 are inhabited and scattered in the Arabian Sea at distance of 220 km to 440 km of the west coast of Kerala. The entire indigenous population has been classified as Scheduled Tribe. The main occupation of the people is fishing, coconut cultivation and coir-twisting.

7.145 The islands are designated as restricted area and permit from the UT Administration is required to visit the islands. Kavaratti is the Administrative headquarters of the UT. A brief of achievements, activities and important policies of the Administration during the financial year 2019-2020 are given hereunder:

### Transport/Utility Sector

#### Port

7.146 The Ministry of Shipping has approved 3 LPG Cylinder Carrier Vessels of capacity 2000 cylinders each. As per the tender finalized by UT of Lakshadweep (UTL) Technical Consultant, M/s. Shipping Corporation of India (SCI), shipbuilding contracts have been

signed for acquisition of these vessels on 2+1 (optional) basis for total cost price of ₹ 25.00 crore plus GST per vessel.

7.147 Ministry of Shipping on 08.03.2018 has approved the acquisition of one 700 MT Oil Tanker, the same has been launched on 01.10.2019. Delivery of vessel is expected on 28.01.2020. The vessel is being acquired for transportation of petroleum products in bulk. The Ministry of Shipping on 26.2.2019 has conveyed approval for acquisition of 600 MT Multipurpose Cargo Vessel.

### Utility Sector

#### Electricity

7.148 As recommended by Central Electricity Authority (CEA), the EESL (Energy Efficiency Services Limited), a Government of India agency, has been requested to take up the implementation of the smart meter project in Lakshadweep.

#### Public Works

7.149 The UTL Administration has completed the civil works of Civil Stations (Ground Floor) at Androth Island, Kiltan Island and Kalpeni Island (Ground Floor - Phase -I), Open Stage at Kalpeni, Androth and Kavaratti, Transit Accommodation at Kalpeni, Dak Bungalow at Kiltan (Ground Floor), new building for PWD Civil Sub Division and Water Quality Testing Laboratory at Kavaratti. The UTL Administration has also completed the civil works of 23 Type II quarters at Kalpeni (6 Nos), Minicoy (4 Nos), Kavaratti (13 Nos) and 1 No type III at Kavaratti.

### Planning, Statistics and Taxation

7.150 The periodical publication- "Basic Statistics 2018"- with respect to UTL Administration has been completed and



released. The UTL Administration has commenced the market survey for the new series of Consumer Price Index (CPI) for both urban and rural islanders.

## **Agriculture & Allied Sector**

### **Agriculture**

7.151 The Administration has proposed to convert entire Lakshadweep into organic region under “Paramparagath Krishi Vikas Yojana” (PKVY) and has executed Memorandum of Understanding (MoU) with the selected regional councils. The Administration has started the implementation of organic agriculture practice at Bangaram, as a part of Holistic Development of Islands.

7.152 The Administration has launched new Flagship Central Sector scheme “Prime Minister Kisan Samman Nidhi” and has covered 1,661 beneficiaries.

7.153 The Administration has distributed 29,700 fruit saplings to public, 100 climbing devices, 500 tarpaulin distributed to victims of Ockhi Cyclone, and agriculture implements to farmers costing ₹ 40.00 lakh. The Administration has also provided an amount of ₹ 62.00 lakh to the victims of Ockhi Cyclone as a compensation package under Coconut Development Board (CDB), in addition of ₹ 133.00 lakh under State Head. The Administration has also established Regional Coconut Nursery under the scheme of Coconut Development Board (CDB) in the island of Androth, Kalpeni, Kadmat and Minicoy.

### **Fisheries**

7.154 As a part of facilitating export trade at Lakshadweep under Fisheries, the Administration has opened a Desk office at Agatti Island with the help of Export Inspection Agency, Kochi.

## **Environment & Forest**

7.155 On 15.08.2019 the Administration has officially inaugurated the Lakshadweep Medicinal Plants Garden & Interpretation Centre at Kavaratti under Lakshadweep Medicinal Plants Board (LMPB). Coinciding with the 150<sup>th</sup> Birth Anniversary of Mahatma Gandhi, 2<sup>nd</sup> State Level Vanmahotsava -2019 was also conducted at INS Dweep Rakshak, Navy Head Quarter under Swachh Lakshadweep Abhiyan. The Administration has released an amount of ₹ 200 lakh as Grant-In-Aid (GIA) to Village Dweep Panchayats for the regular cleaning programme, during the financial year 2019-20.

## **Social Sector**

### **Education**

7.156 In the education sector, the Administration has witnessed following series of achievements / developmental measures up to 31.12.2019:-

- First National Science Olympiad examination conducted in various schools in Lakshadweep and 4,392 students participated from classes V<sup>th</sup>, VIII<sup>th</sup>, IX<sup>th</sup>, X<sup>th</sup> and XII<sup>th</sup>. Administration of Lakshadweep has framed rules and regulations for academic subjects and has ensured that the weight of school bag for class 1 to 10 is in accordance with Government of India's instructions.
- Dr. P. Abdul Hakeem, Assistant Headmaster (AHM), Shaheed Jawan Muthukoya Memorial Government Senior Secondary School, has received the National Award for Teachers 2019 on Teachers Day at New Delhi from the Hon'ble President of India on 05.09.2019.

- Island Level School Fest (Shasthra Mela) has been conducted in all 10 islands of Lakshadweep during October, 2019. ₹ 4.78 crore has been disbursed as scholarship for 11,341 students studying in various islands and mainland.
- Project Approval Board of Samagra Shiksha, Lakshadweep (for the year 2019-20) has approved an outlay of ₹ 904.4 lakh to promote school and teacher education i.e. pre-primary to secondary under various intervention of Samagra Shiksha.

### **Food and Civil Supplies & Consumer Affairs**

7.157 The required infrastructure under the prescribed norms for LPG distribution systems in Lakshadweep is presently available only in five islands namely Kavaratti, Minicoy, Amini, Kadmat and Andrott. The construction of LPG godown is under progress in Kalpeni, Kiltan, Agatti, Chetlat and Bitra Island.

7.158 The Administration has maintained uninterrupted supply of essential commodities (rice, sugar and kerosene oil) and provides food security to the people of Lakshadweep. The new Sugar Policy PDS sugar has been limited to the AAY Categories under National Food Security Act (NFSA) in the scale of issue 1kg/family/ month at the rate of ₹13.50.

### **Health Services**

7.159 The Administration is implementing Universal Health Insurance package for the residents of Lakshadweep with effect from 01.03.2019. The Scheme has been benefitting approximately 45,000 people in 12,527 families (ration cards) who are having family income below ₹ 5.00 lakh per annum. Now, the Department of Health, UTL Administration is

in the process of merging the Universal Health Insurance Scheme (Dweep Suraksha) with AYUSHMAN BHARAT-PMJAY.

7.160 The Administration under PPP (Public-Private Partnership) model is implementing basic/core specialty services in the major four islands namely Kavaratti, Minicoy, Andrott and Amini. The Administration has established a Chemotherapy Centre at Indira Gandhi Hospital (IGH), Kavaratti.

### **Social Welfare & Tribal Affairs**

7.161 There are 2,678 UTL beneficiaries and 343 National Social Assistance Programme (NSAP) beneficiaries getting the pension benefits. An amount of ₹ 3,45,98,000/- has been released to UTL pension beneficiaries up to December 2019. An amount of ₹ 3.86 crore has been allocated for disbursement of UTL Pension during the year 2019-20.

7.162 The Administration has established a Day Care Centre (DCC) for Disabled persons at Kavaratti, Kadmat and Andrott for the welfare and development of disabled children in the age group of 3-18 years. Further, the Administration is planning to open new Day Care Centres at Amini, Agatti and Minicoy islands.

7.163 The Administration has released an amount of ₹ 17.63 lakh during the year 2019-20 for celebrating Smart Utsav (Special programme) to ensure the rights equally with others. Similarly, the Administration has released an amount of ₹ 6.50 lakh during the year 2019-20 and celebrated the World Senior Citizens Day, Old Age Day and Disabled Day on 21<sup>st</sup> August, 1<sup>st</sup> October and 3<sup>rd</sup> December respectively.

7.164 The Administration is providing Grant-in-Aid to Lakshadweep Hajj Committee for arranging welfare measures for Hajjis of

Lakshadweep. An amount of ₹15 lakh has been allocated to Hajj Committee during the year 2019-20.

### Women & Child Development

7.165 Nine tailoring units are functioning across all islands. As part of Women

Empowerment Programme, the Administration had organized handicraft training from 15<sup>th</sup> to 21<sup>st</sup> October, 2019. Similarly, in every three months, twenty Self Help Group (SHG) Members are being trained. The month of September 2019 was celebrated as Rashtriya Poshan Maah-2019.



ECCE Day Celebration



Distribution of Poshan Kit



Village Health Sanitation & Nutrition Day Celebration

(Source: UT Administration)

### Security and Law & Order Sector

#### Police

7.166 The Lakshadweep Police is the nodal

department for implementing Emergency Response Support System (ERSS) Project in this UT. The Lakshadweep Police has started



registration of FIRs directly to the Core Application Software (CAS) from 01.08.2019 onwards resulting in real time registration, and is now submitting the Core Application Software (CAS) generated reports (FIR) to Court. Lakshadweep Police Department, aiming towards complete paperless system, is also implementing e-Office module with effect from 01.11.2019.

7.167 A combined National Coastal Defence Exercise "Sea Vigil-2019" has been successfully conducted on 22<sup>nd</sup>-23<sup>rd</sup> January, 2019 and November 12<sup>th</sup>-13<sup>th</sup>, 2019.



**Flaming Stove**



**Fixed Dome Deenbandhu  
Ferro cement Model  
Biogas Plant (2m<sup>3</sup>) at Minicoy**

(Source: UT Administration)

7.169 26 nos 1m<sup>3</sup> and 3 nos 2m<sup>3</sup> biogas plants have been installed at Kalpeni Island under Saansad Adarsh Gram Yojana (SAGY). The formal inauguration of handing over the biogas to the beneficiaries was held on 22.10.2019.

7.170 Department of Science and Technology, UT of Lakshadweep has been nominated as the nodal agency and State Project Management Unit (SPMU) for UT of Lakshadweep, to develop and implement Integrated Coastal Zone

## **Human Resources & IT Sector**

### **Science & Technology**

7.168 The Administration has taken up the project for the installation of Bio-gas plants in Lakshadweep Islands with the aim to develop hygienic eco-friendly, economically viable alternative solution for the disposal of organic/ bio-degradable waste. The aim is to install biogas plants in households, institutions thereby reduce the dependence on LPG and other conventional fuels as well as to provide organic fertilizers to the community from the biodegradable waste after biogas generation.

Management (ICZM) Phase-II. The proposed projects will be implemented in association with the Society for Integrated Coastal Management (SICOM) / World Bank, and the State/ UT Government shall make commitment of 20% financial contribution to the total cost of estimate. The department has formed and registered a society named "Lakshadweep Integrated Coastal Management Society" (LICOMS) for implementing the proposed projects.



## Information Technology

7.171 The Administration has set up a total 18 Common Service Centre (CSCs), owned and operated by local Village Level Entrepreneurs (VLE), across Lakshadweep with the aim of delivery of citizen centric Government services. The services such as Aadhaar enrollment, registration of vendors under GST and other department specific services have been handed over to Common Service Centre (CSCs). Upon the roll out of e-District project, all the services in it shall be handed over to Common Service Centre (CSCs).

## Tourism

7.172 The Administration floated RFQ (Request for Quotation) for setting up of Eco-Tourism resorts with tourist cottages and water villas in the islands of Kadmat and Minicoy. Rapid Environmental Impact Assessment (EIA) for setting up of Eco-Tourism resorts and water villas in the islands of Kadmat, Minicoy and Suheli has been completed. Further, the Administration has invited Expression of Interest (EOI) for the operations of Sea Plane Services in Lakshadweep.

## Sports & Youth Affairs

7.173 The Administration has established a Football Academy (residential) at Kavaratti during the month of June 2019 for the natives of Lakshadweep to produce outstanding players of national and international standards by nurturing sports talent from grassroot level.

## Rural Development

7.174 The Administration is implementing the schemes Mahatma Gandhi National Rural Employment Guarantee Act (MGNREGA),

Pradhan Mantri Awas Yojana-Gramin (PMAY-G), Deendayal Antodaya Yojana- National Rural Livelihood Mission (DAY-NRLM).

7.175 Shyama Prasad Mukherji National Rurban Mission (NRuM) State Level Committee has selected Amini Island as a cluster to be developed under the scheme National Rurban Mission (NRuM). The Hon'ble Member of Parliament has selected Kiltan Village for development under Saansad Adarsh Gram Yojana (SAGY).

## CHANDIGARH

7.176 Chandigarh, "The City Beautiful" is recognized as the cleanest, greenest, safest and the best planned city in the country. The Administration continues to strive hard towards improving the infrastructure and quality of life of its residents. During the year 2019-20, the UT Administration has undertaken numerous activities/projects to upgrade facilities/services being provided to its citizens in the sectors indicated below:-

## Information Technology

7.177 Project "Phoenix" was launched on 05.10.2018 to track the achievement of learning outcomes of all the students, and performance of teachers at elementary level. Mobile application for online monitoring has been operationalized with the help of Society for Promotion of IT in Chandigarh (SPIC).

7.178 The Chandigarh Administration has launched an "online visitor pass system" at the UT Secretariat on 02.07.2019, with the aim to provide citizen friendly services to the citizens. Citizens can now seek appointments online, sitting at their home, from the officers having offices at Secretariat building. E-Office based "File Monitoring System" has also been

introduced in the UT Secretariat to track files on real time basis.

7.179 Various software applications have been developed and implemented. These include, e-campus solution, centralized online admission system, implementation of Online Admission System, new module for residential and commercial property tax calculation, and integrated web based solution for clinic, school and college section of Government Rehabilitation Institute for Intellectual Disabilities (GRIID), Chandigarh.

7.180 12 services of e-District were integrated with Rapid Assessment System (RAS), an online mechanism for getting feedback from citizens on e-Services provided by Government organizations across the country. The mechanism enables citizens to give online feedback of services. Services include various certificates and permits issued by the District

Collector's (DC) Office and services of Social Welfare Department.

### **Green Initiatives: Forests & Wildlife**

7.181 Chandigarh Administration has undertaken the following activities with a commitment to provide its citizens a Clean and Green City:

#### **Plantation Activities**

7.182 Chandigarh city has about 46% of the total area under forest and green cover, as per the latest report of Forest Survey of India- ISFR-2019, released in December, 2019. As per 'Greening Chandigarh Action Plan 2019-20', a plantation target of 2,52,000 Nos. of saplings have been envisaged for all greening agencies. To enhance the green cover by seeking people participation, saplings are distributed free of cost to the citizens of Chandigarh, NGOs, Schools, Colleges, etc.



**The Van Mahotsav being inaugurated by His Excellency, Sh.V.P.Singh Badnore, the Governor of Punjab and Administrator, UT Chandigarh on 09.07.2019**

(Source: UT Administration)

## Law & Order

7.183 Substantive steps have been taken up by the Chandigarh Administration for making Chandigarh Police a 'Smart Police'. Chandigarh Police has constituted a self defence training team 'Swayam' for imparting training to girls/women in various schools, colleges and institutes, with the aim to empower girls/women and strengthen their capacities. During the year 2019, a total of 212 self defence programmes have been conducted, in which 28,453 girls/women have been trained.

7.184 Chandigarh Administration has also started 'Pick & Drop' facility to the women at their destination, safely, between 10.00 P.M to 06.00 A.M., in case they seek help from Police. The facility is provided by the Chandigarh Police PCR/vehicle with lady police official. During the year 2019, a total of 85 women availed the facility. Women desk with women police personnel are operational in all the police stations round the clock for handling women and children related matters. Woman and Child Helpline number (1091 -Toll free) is working round the clock for assistance of women and children in distress. Women PCR vehicles with female police personnel are positioned near girls college/schools to respond immediately and provide necessary assistance to the girls in case of need. During the year 2019, a total of 76 calls on the toll free number were received and necessary assistance was provided accordingly. Rape Crisis Intervention Centre has been setup in Women and Child Support Unit of Chandigarh Police, with the objective to provide counseling for legal aid, medical aid

etc. to the victims of rape and sexual abuse. Awareness drives on girls/women related issues are organized from time to time in schools, colleges, colonies and other private/government institutes. During the year 2019, a total of 91 awareness programmes have been conducted by the Chandigarh Police which was attended by 12,646 girls/women. Apart from this, a child-friendly room with special furniture, toys, games and walls decorated with posters is set up at Women and Child Support Unit, Sector 17 of Chandigarh. A female police officer in civil clothes is deployed to look after the children while their parents are busy in counseling sessions and are interacting with the police officers.

## Engineering

7.185 Chandigarh Administration has taken up many construction works in various Departments of Chandigarh:

- Construction of four Government High Schools each in Village Maloya (Pocket No.1), Maloya (Pocket No.2), Raipur Kalan & Raipur Kalan, Ph-III costing ₹ 48.00 crore.
- A new Sports Complex at Sector 39, Chandigarh was inaugurated by the Hon'ble Governor of Punjab and the Administrator, UT of Chandigarh, on 05.11.2019 at a cost of ₹ 8.00 crore.
- Under urban development, construction of 194 km new cycle tracks have been completed at various locations at a cost of ₹ 23.50 crore.





**Sports complex at Sector 39, Chandigarh**

(Source: UT Administration)

**7.186 Projects started during 2019-20 are:**

- Construction of new Secretariat building at plot No. 7, Sector-9-D, Chandigarh costing ₹ 70.00 crore.
- Construction of 192 Nos Type-II Houses in Chandigarh Armed Complex, Dhanas costing ₹ 47.00 crore.
- Construction of 144 Type-II houses in Chandigarh Armed Police Complex, Dhanas costing ₹ 36.00 crore.
- Smart Grid implementation under N.S.G.M. in Electricity Operation (Pilot Project) costing ₹ 36.41 crore.

**Direct Benefit Transfer (DBT)**

7.187 There are 85 (48 CSS + 37 UTS) DBT Schemes under which funds are transferred to the beneficiaries in cash as well as in kind. Total 2.01 lakh beneficiaries were transferred an amount of ₹ 80.78 crore (till 31.12.2019), 100%

through PFMS Aadhaar based DBT. Subsidy distributed to 2,56,695 beneficiaries which are 100% Aadhaar Seeded under PAHAL (LPG Subsidy).

**Purchase through GeM:**

7.188 All purchase orders/services, which are available on GeM are made only through GeM portal.

**Bhavishya Portal-online processing of pension cases**

7.189 The Bhavishya Portal has been introduced by Government of India, and Chandigarh Administration has inclined for adoption of the same for the benefit of retired/retiring employees.

**Sustainable Development Goals (SDG)**

7.190 The Government of India has ranked Chandigarh on 1<sup>st</sup> Position among all UTs in the 'SDG India Index' report released by NITI Aayog.



## Aadhaar Enrolment

7.191 The payment under all the benefit oriented schemes is through 100% Aadhaar Based Payment Bridge. The Aadhaar enrolment in Chandigarh is 99.2% as on 31.12.2019.

## Progress made under Financial Inclusion Schemes

7.192 There are 2.51 lakh beneficiaries under Pradhan Mantri Jan Dhan Yojana, 74,454 beneficiaries under PM Jeevan Jyoti Bima Yojna, 2,28,208 beneficiaries under PM Suraksha Bima Yojna and 22,800 beneficiaries under Atal Pension Yojna, as on 31.12.2019.

## Education

7.193 Chandigarh has become the educational hub for not only the students of the region but also students hailing from neighbouring States. Chandigarh Administration has launched Common Joint Online Admission Prospectus and Common Joint Online Admission Portal for government as well government-aided privately managed colleges of UT of Chandigarh. This initiative has been undertaken in pursuance of the "Digital India" mission of the Government of India to ensure transparency and creditability in admission procedure in institutions of higher education and implementation of academic reforms agenda of Ministry of Human Resource Development (MHRD) with reference to the admission procedure.

## 7.194 Achievements

- UT of Chandigarh has scored first position amongst all States/UTs with overall score of 82.9% in the School Education Quality Index-2019 Rankings released by NITI Aayog on 30.09.2019.
- UT of Chandigarh had scored 841 marks out of 1000 based on 70 performance indicators amongst all States/UTs and

scored top position in Performance Grading Index (PGI) (declared by MHRD in February 2019).

- UT of Chandigarh is the only administrative territory (amongst all States/ UTs) selected by MHRD, GoI for participation in 'Programme for International Student Assessment' (PISA) conducted by the Organisation for Economic Co-operation and Development (OECD).

## 7.195 Best practices under Samagra Shiksha

- 36 Science and Knowledge Parks have been developed in 36 government schools at a total cost of ₹1.03 crore, and 20 more are being developed.
- Rooftop solar plants have been installed in 81 Government schools with the overall capacity of 3005 KW, in collaboration with Chandigarh Renewable Energy and Science & Technology (CREST). These schools are generating 3.9 MU lakh Units KW per year which has reduced the electricity bills of the schools significantly.
- Sanitary napkin vending and incinerator machines have been installed in the girls toilet in all Government secondary and senior secondary schools, which has led to the reduction in dropout rates of the adolescent girl students on reaching puberty.
- Ministry of Human Resource Development (MHRD) has allocated funds of ₹ 1.00 crore in its Project Approval Board of Samagra Shiksha for the year 2019-20 for implementation of 'Phoenix' project, launched to track the

achievement of learning outcomes of all the students and performance of teachers at elementary level.

### Health & Sanitation

7.196 The health infrastructure in the Chandigarh follows three tier system with primary health care provided by 16 sub-centres and 39 civil dispensaries, secondary care provided by SDH Manimajra and CH Sector 22, Chandigarh, and tertiary care by one district hospital, one medical college and Post Graduate Institute of Medical Education and Research (PGIMER).

#### 7.197 Achievements

- Online Hospital Empanelment System for empanelling the private hospitals under Pradhan Mantri Jan Arogya Yojana (PM-JAY) implemented.
- Online Civil Birth and Death Registration System implemented through various health facilities of

Chandigarh.

- Implementation of Online Beneficiary Identification and Transaction Management System under Pradhan Mantri Jan Arogya Yojana (PM-JAY).
- Two Health facilities i.e. CH 45 and CH 22 Chandigarh have been grouped under the category of five star ratings of Community Health Centers (CHCs) in Health Management Information System (HMIS), UT of Chandigarh.
- 80 bedded, centrally air-conditioned Mental Health Institute (MHI) under administrative control of Government Medical College and Hospital (GMCH) has been made functional.

7.198 Chandigarh Administration implemented 'Mera Aasptal' Application for acknowledging the patient' feedback for patient' satisfaction, in two city hospitals (GMSH, Sector 16 & CH Sector, 45) for online application of *Mera Aasptal*.



(Source: UT Administration)

## Chandigarh has been conferred with following awards:

### 7.199 Poshan Awards 2019

- Award for convergence with Social Welfare Department - for implementation of POSHAN Abhiyaan with an incentive of ₹ 50,000/- to the ANM.
- State Award for Convergence with Social Welfare Department for implementation of POSHAN Abhiyaan. The award was conferred on 06.09.2019.

## Renewable Energy

7.200 During the period from 01.04.2019 to 31.12.2019, a total of 4.627 MWP SPV Power Plants have been installed taking the total figure to 33 MWp installed capacity of solar power plants, out of which Chandigarh Administration has installed Rooftop SPV Power Plants of overall capacity of 19 MW on government buildings/sites of Chandigarh and rest about 14 MW has been installed under private sector buildings, including private residential buildings. Chandigarh Administration has taken following steps to promote solar energy: -

- Amendment of Building Bye-laws wherein all the buildings above 500 sq yard are to mandatorily install SPV Power Plants.
- 20KWP (48KW) Thermal Technology Power Plant has been installed at Government Hospital, Sector-16 which provides both hot water and also generates power. This is unique in features and first of its kind system commissioned in India.
- Online platform: [www.solarchandigarh.com](http://www.solarchandigarh.com) as been launched thereby providing

Ease of Business and transparency within a fixed time, through a single window system.

- Chandigarh has generated 23.4 MU of solar energy (from 01.04.2019 to 31.12.2019) which is equivalent to reduction of 16146 metric ton of CO<sub>2</sub>.

## Environment

During the current year the following activities were undertaken:

7.201 In order to combat ill effects of plastic on the environment, Chandigarh Administration vide notification dated 27.09.2019 has prohibited any person including a shopkeeper, vendor, wholesaler or retailer, trader, hawker or rehriwala etc. to manufacture, store, import, sell, transport, supply or use of Single Use Plastic such as plates, cups, glasses bowls etc. Through pictorial guide book and leaflets/ pamphlets on "Single-Use Plastic" (SUP), and thermocol items, people are encouraged to minimize the use of SUP.

## Animal Husbandry & Fisheries

7.202 There are four veterinary hospitals for large animals located at Sector-38, Manimajra, Hallomajra and Dhanas, one veterinary hospital for pet animals at Sector-22 and one Artificial Insemination Centre at Sector-38 along with nine veterinary sub-centre at various villages, functioning under the control of Animal Husbandry Department, UT of Chandigarh.

7.203 Mobile Animal Ambulance services are being provided in the rural areas / villages where there are no veterinary institutions. The target to produce 8 lakh fish seeds for stocking in Sukhna Lake and other water bodies was achieved.

## Transport

7.204 Chandigarh Administration, to modernize its bus depots has procured automatic washing machines, nitrogen generating machine, air compressor, diesel generating set, Lathe Machine, Fuel Injection Test Bench, Effluent Treatment Plant, Tyre retreating plant which have been installed and commissioned. Further, a relief and recovery van has been added in the depot fleet to repair the breakdown of buses on route.

7.205 Chandigarh has been selected as one of the four cities for implementing Intelligent Transport System (ITS) under World Bank-GEF assisted ESCBS project.

## Social Welfare

7.206 The Department of Social Welfare is providing financial assistance of ₹ 20,000/- for the marriage of daughters of widows/destitute women belonging to the Scheduled Caste communities whose family income is upto ₹ 24,000/- annually. Petrol subsidy is being provided to persons with disabilities who are owners of motorized vehicles and are entitled to 50% subsidy on actual expenditure upto 40 litre per month on purchase of petrol/diesel.

7.207 Under the scheme - Assistance to Disabled persons for purchasing / fitting of aids / appliances (ADIP) - financial assistance is provided to physically handicapped persons for purchase of Aids/Appliance to increase their mobility in their day to day working. The scheme 'Apni Beti, Apna Dhan' is aimed to improve the distorted sex ratio in UT of Chandigarh. In this scheme an amount of ₹ 5000/- is invested in the name of the girl child in "Children Career Plan" for those parents whose annual income is upto ₹ 60,000/-. Under Financial Assistance to

Dependent Children of Widows / Destitute Women, financial assistance @ ₹ 1000/- per month is being made upto two children below the age of 18 years of the Widow Pension beneficiaries. Old Age Pension is provided to those persons having an annual income upto ₹ 1.50 lakh. 11,382 beneficiaries are getting Old Age Pension and as on 31.12.2019, ₹ 1040.69 lakh has been distributed. Under the scheme, Pension to Widows & Destitute Women, 7,812 beneficiaries are getting Widow Pension and ₹ 689.23 lakh has been incurred. Under the scheme Pension to Disabled Persons, 4,015 beneficiaries are getting Disabled Pension and ₹ 527.01 lakh has been incurred. The persons having annual income upto ₹ 1.50 lakh from all sources are eligible for grant of benefit under the scheme. Under the scheme Integrated Child Development Services (ICDS), 450 Anganwari Centres are functioning, and 47,941 children between the age group of 06 months to 06 years as well as 6,468 pregnant and nursing mothers have been enrolled till 31.12.2019. Under the Scheme for Adolescent Girls (SAG) various services to the adolescent girls between the age group of 11 years to 14 years (Out of Schools) are being provided.

## Chandigarh Scheduled Castes, Backward Classes and Minorities Financial and Development Corporation.

7.208 Chandigarh Scheduled Castes, Backward Classes and Minorities Financial and Development Corporation was set up under the Companies Act, 1956 during the year 1979 for the economic upliftment of poor SCs living below the poverty line. During the year, the loan for self employment to 160 beneficiaries was sanctioned and loan to 155 beneficiaries were disbursed by the corporation. During the year, 2000 candidates have been covered for vocational training programme in various trades.

\*\*\*\*\*



## Indian Police Service

8.1 The Indian Police Service (IPS) is one of the three All India Services constituted under Article 312 of the Constitution of India. The IPS officers provide senior level leadership to Police Forces, both in the States and at the Centre. The All - India character of the Service gives its members a unique advantage of handling specific problems in the States within the overall perspective of national unity and integrity. The Ministry of Home Affairs is the cadre controlling authority in respect of IPS officers, and is responsible for all policy decisions related to the Service, including cadre structure, training, cadre allocation, confirmation, empanelment, deputation, pay and allowances, disciplinary matters, etc.

## Sardar Vallabhbhai Patel National Police Academy (SVPNPA), Hyderabad

8.2 Sardar Vallabhbhai Patel National Police Academy is the premier police training institution of the country. It has world class police training facilities. It is mandated with (i) the task of preparing leaders for the Indian Police through training of newly recruited IPS officers and senior officers, and (ii) to be the Centre of research for studies on police subjects.

## Basic Course

8.3 The IPS Probationers of 71 (Regular Recruit) (2018 batch) had undergone training in Basic Course from 17.12.2018 to 05.10.2019, after completion of Foundation Course for 15 weeks at

Lal Bahadur Shastri National Academy of Administration, Mussoorie / Dr. Marri Channa Reddy Human Resource Development Institute of Telangana, Hyderabad/ Ronald Carlton Vivian Pidade (RCVP) Noronha Academy of Administration, Bhopal. The Basic Training at Sardar Vallabhbhai Patel National Police Academy includes Phase-I (42 weeks), Attachments at Delhi for two weeks [these Attachment includes Parliamentary Research and Training Institute for Democracies (Erstwhile BPST), Central Bureau of Investigation (CBI), Special Protection Group (SPG), National Security Guard (NSG), Central Reserve Police Force (CRPF), Research and Analysis Wing (R&AW), Border Security Force (BSF), National Technical Research Organization (NTRO), National Disaster Response Force (NDRF), National Investigation Agency (NIA), and Bureau of Police Research and Development (BPR&D)], Army and Central Reserve Police Force (CRPF) attachment (02 weeks), District Practical Training (28 weeks), Phase - II Training (13 weeks) (including foreign exposure visit).

8.4 Basic Course Training for Phase-I of 72 (Regular Recruit) (2019 batch) is under progress at the Academy from 16.12.2019 for a duration of 30 weeks. 170 Probationers (including 26 lady IPS Probationers and 20 Foreign Officer Trainees which include 05 lady Officers) are presently in the Academy. The break-up of the foreign officers country-wise is as follows: Bhutan-06 Officer Trainees, Nepal-05, Maldives-04 and Mauritius-05.

## In-house Training

8.5 In-house Training included Criminal Law, Investigation, Human Rights, Simulated exercises such as Crime Investigation, Public Order Management and Forensics. Modules were conducted to sensitize the trainees on issues related to gender, children, marginalized communities, weaker sections of society and the Right to Information Act (RTI Act). Training in grass root policing was imparted at the Model Police Station. Assessment was also done through a scenario based integrated examination system. Model Police Station Module for IPS Probationers of 71 (Regular Recruit) was conducted from 15.04.2019 to 08.05.2019.

## Field Training

8.6 Outdoor Training in Field Craft & Tactics, handling of explosives and Improvised Explosive Devices (IEDs), rock climbing (during Attachment with Indo Tibetan Border Police Force, Mussoorie), Central School of Weapon &

Tactics (CSWT) with Border Security Force (BSF) at Indore, and Greyhounds Attachment (GH) at Hyderabad, Un-Armed Combat (UAC), Equitation, Scuba Diving, River rafting (during Attachment with Indo Tibetan Border Police Force, Rishikesh) was imparted. Trainees were taught the methods to combat terrorism and Left Wing Extremism from 22.07.2019 to 25.07.2019.

## Phase - II

8.7 A total of 121 IPS Probationers of 69 & 70 (Regular Recruit) (2016 & 2017 batch) including 11 Foreign Officer Trainees (06 Officer Trainees from Bhutan & 05 Officer Trainees from Nepal) have successfully completed the thirteen-week long Phase-II training at the Academy from 27.05.2019 to 24.08.2019. The Foreign component training of 01 week (excluding journey time) duration was conducted for the IPS Probationers during Phase - II training as an exposure to international policing practices. The Phase - II Probationers underwent this foreign component in Singapore from 29.07.2019 to 02.08.2019. The IPS Probationers of 69 & 70 (Regular Recruit) had first step in Service to the People on 24.08.2019.



**Shri Amit Shah, Hon'ble Union Home Minister reviewing the Dikshant Samaroh of 70 (Regular Recruit) on 24.08.2019**

(Source: SVP NPA, Hyderabad)

## Senior Courses

8.8 829 participants attended a wide spectrum of 24 In-service courses including 03 Induction Training Courses (06 weeks) for State Police Service (SPS) officers inducting into Indian Police Service (IPS), and (02 weeks) for South Sudanese Police Official on 'Organizational Excellence through Innovative Leadership with emphasis in Information Technology Infrastructure & Security' for South Sudanese Police Official and for 25 Sri Lankan Officers in 05 courses (05 Officers in each course).

8.9 Sardar Vallabhbhai Patel National Police Academy in collaboration with selected State Police Academies of Haryana, Madhya Pradesh, Maharashtra, Telangana and West Bengal is conducting training programmes in various subjects viz. Human Rights, Gender Sensitization, Negotiation Skills, Missing Children and Intellectual Property Rights, in these Academies. As per the scheme, the ultimate aim of this project is to create trainers on different

subjects of importance in each State. So far, 05 cycles of training at the 05 State Police Academies have been successfully completed. A total of 684 Police Officers have undergone courses on the above subjects. On completion of each cycle at the State Police Academies, a Training of Trainers (ToTs) Course on training methodologies and facilitation skills is being conducted by picking up the top ten performers from each State by the SVP National Police Academy. Accordingly, 05 such ToTs have been completed successfully so far and a total 193 Police Officers have been given certificates as "Certified trainers".

8.10 In order to deliver a better In-service programme with experts in the field, Sardar Vallabhbhai Patel National Police Academy has initiated a 'Visiting Faculty Programme'. Under this programme, serving officers from police and outside are being identified as visiting faculty, who are experts in their own areas. As part of this initiative, the Academy has conducted (i) Building Police Brand Image Course from 23.09.2019 to 27.09.2019 (15 participants attended).



**41<sup>st</sup> Induction Training Course conducted from 02.12.2019 to 10.01.2020**

(Source: SVP NPA, Hyderabad)



## Information Technology

8.11 The computer section of the Academy is imparting training for capacity building in Digital Forensics and Cyber Crimes Investigation, Mobile Forensics, and Social Media analysis through its project National Digital Crime Resource Training Centre (NDCRTC). Through this centre, around 700 Law Enforcement Agencies (LEA) have been sensitized about the investigations of Cyber Crimes and Forensics. The Academy has participated in various deliberations / conferences and initiated Memorandum of Understanding (MoUs) with different State Police units and Academic institutions.

## Special Tactics Courses

8.12 186 Police Officers from State Police/ Central Armed Police Forces (CAPFs) have been trained in 'Special Tactics' in Sardar Vallabhbhai Patel National Police Academy. Academy conducted 13th Course on Explosives, Improvised Explosive Device & Post Blast

procedure at Mumbai, Anti-Terrorism Squad (ATS), 14<sup>th</sup> Course on Urban Operations & 14<sup>th</sup> Course on Explosives, Improvised Explosive Device & Post Blast Procedure, 58<sup>th</sup> course on Tactics and 15<sup>th</sup> Course on Urban Operations at Shillong, Meghalaya.

## Mid Career Training Programme for IPS Officers

8.13 The Indian Police (Pay) Rules 2007, stipulate that IPS officers shall be appointed to the Junior Administrative Grade after completion of Phase-III and officers to be appointed to the 2<sup>nd</sup> Super Time Scale (IGP Rank) after completion of Phase-IV Mid Career Training Programme (MCTP). Completion of Phase-V is mandatory for drawing next annual increment from 28<sup>th</sup> year and beyond.

8.14 The Mandatory Mid Career Training Programme is being conducted as per the syllabus suggested by the Committee chaired by Dr. Trinath Mishra, IPS (Retd.) and approved by MHA. The details of various phases of MCTP are mentioned below: -

| Sl. No. | Phases     | Duration   | Training for Promotion   | Years of Service  |
|---------|------------|--|--|---|
| (1)     | Phase -III | 04 Weeks training in India without any foreign component | From Superintendent of Police to Junior Administrative Grade           | 07 <sup>th</sup> to 09 <sup>th</sup> year of Service, Compulsory for 2000 batch onwards |
| (2)     | Phase -IV  | 04 Weeks (03 weeks in India and 01 week abroad)          | From Deputy Inspector General of Police to Inspector General of Police | 14 <sup>th</sup> to 16 <sup>th</sup> year of Service, Compulsory for 1991 batch onwards |
| (3)     | Phase -V   | 02 Weeks training in India without any foreign component | For availing annual increment on completion of 28 years                | 24 <sup>th</sup> to 26 <sup>th</sup> year of Service, Compulsory for 1981 batch onwards |

(Source: SVP NPA, Hyderabad)



8.15 In the various Phases of mandatory Mid Career Training Programmes, 264 participants attended the programmes from April, 2019 to 31<sup>st</sup> December, 2019.

8.16 **Significant Events of the Academy:** The following events celebrated in the Academy :-

i) The Academy organized an awareness programme for sensitizing the employees

of the Academy regarding the Sexual Harassment of Women at Workplace (Prevention and Redressal) Act, 2013 on 26.07.2019 and 27.08.2019.

ii) The then Chief Justice of India, Justice Ranjan Gogoi delivered the 33<sup>rd</sup> Sardar Vallabhbhai Patel Memorial Lecture on 10.08.2019 on the topic "Rule of Law in Modern Democracy".



**The then Chief Justice of India, Justice Ranjan Gogoi delivering the 33<sup>rd</sup> Sardar Vallabhbhai Patel Memorial Lecture**

(Source: SVP NPA, Hyderabad)

iii) The Staff of the Academy took Pledge on 20.08.2019, on the occasion of Sadbhavana Divas.

iv) 'Swachhata Hi Seva - 2019' Campaign was organized from 11.09.2019 to 02.10.2019. During the campaign the following activities were carried out:

- a) Collecting all biodegradable waste;
- b) Cleaning of streets, drains and back alleys through awareness drives;
- c) Special cleaning drive of all gardens and lawns.
- v) Inauguration of New Officers' Mess



**Shri Amit Shah, Hon'ble Union Home Minister inaugurated New Officers' Mess on 24.08.2019**

(Source: SVP NPA, Hyderabad)

## **NORTH EASTERN POLICE ACADEMY (NEPA), SHILLONG, MEGHALAYA**

8.17 The North Eastern Police Academy (NEPA) was established in July 1978 at Umsaw Village, Ri-Bhoi District, Meghalaya to cater to the police training requirements of the North Eastern States on the recommendation of the National Committee on Police Training headed by Dr. M S Gore. Initially set up as a Regional Police Training College under the North Eastern Council (NEC), but consequent upon the creation of the Department of Development of North Eastern Region (DONER), it was brought under DONER. The name of the Institute was changed to North Eastern Police Academy in May 1980, and it was transferred to the Ministry of Home Affairs on 01.04.2007 to facilitate professional inputs. In order to formulate policy decisions, the Academy has an Advisory Board with the Secretary (Border Management), as its Chairman.

### **TRAINING**

8.18 NEPA is mandated to conduct the Basic Induction Course for directly recruited Deputy Superintendents of Police and Sub Inspectors of Police of the North Eastern States, and to design and conduct In-service courses for personnel from across the country.

### **Basic Course**

8.19 The 46<sup>th</sup> Basic Course batch commenced on 07.01.2019 with 203 trainees, including 53 lady officers. Out of these, 196 trainees (14 Dy SP, 169 Sub Inspectors and 13 Asst. Sub Inspectors) passed out on 21<sup>st</sup> December 2019 after having successfully completed their training. The trainees hail from Nagaland (Dy SP -14, SI- 21, ASI-11), Manipur (SI-20, ASI-2); Meghalaya (SI - 114), Tripura (SI - 1) and Mizoram (SI - 13). The trainees went for Bharat Darshan for 7 days (from July 13 to July 21) in July. This year different groups of trainees went to Bhubaneswar, Konark, Puri, Bengaluru, Mysore, Kolkata, Patna, Delhi, Jaipur, Udaipur, Lucknow, Agra, Ahmedabad, Gangtok, Kalimpong and Siliguri. Besides the Indoor and Outdoor training, 180 Basic Course trainees also obtained Post Graduate Diploma in "Police Administration and Investigation" by Sardar Patel University of Police, Security and Criminal Justice, Jodhpur.

On December 21st, 196 trainees passed out the Basic Course from NEPA. Shri Conrad K. Sangma, Hon'ble Chief Minister of Meghalaya was the Chief Guest of the Passing Out Parade.

8.20 The Dy SP (P) underwent a 1-week



Foreign Attachment (16.09.2019 to 20.09.2019) at Singapore Police Consultancy Service, Singapore while the cadet SI & ASI were attached with Assam Rifles and BSF to gain an appreciation of border guarding and border management. Besides, the trainees were attached with Meghalaya Police for bandobast duties during the Lok Sabha elections in May-2019. They were also sent on field visits to Guwahati Prison, Umroi Airport, Meghalaya and Central Forensic Science Laboratory (CFSL) Guwahati.

### **In-Service Courses**

8.21 51 In – service courses were conducted in 2019 with 1,817 participants, including 115 officers from Myanmar (28) and Bangladesh (87), who have attended these courses. Since its inception, till 31.12.2019, 23789 in-service personnel have undergone In-service training at NEPA, including 13,721 trainees from the North East and 262 foreign officers. Courses are conducted with faculty support from State Police/CAPFs/CPOs, besides judiciary, prosecution, North East Space Application Centre (NESAC), National Institute of Mental

Health and Neuro Sciences (NIMHANS), North Eastern Indira Gandhi Regional Institute of Health and Medical Sciences (NEIGRIHMS), Customs, Data Security Council of India (DSCI), Directorate of Revenue Intelligence (DRI), Reserve Bank of India (RBI), State Bank of India (SBI), Centre for Development of Advanced Computing (CDAC), National Association of Software and Services Companies (NASSCOM), National Institute of Electronics and Informative Technology (NIELIT), United Nations High Commissioner for Refugees (UNHCR), United Nations International Children's Emergency Fund (UNICEF), International Committee of the Red Cross (ICRC), Commonwealth Human Rights Initiative (CHRI), National Aids Control Organisation (NACO), United Nations Office on Drugs and Crime (UNODC), Indian Institute of Management (IIM), Shillong, Central Academy for Police Training (CAPT), Bhopal, Gujarat Forensic Science University (GFSU), Raksha Shakti University (RSU), Central Forensic Science laboratory (CFSL), Universities and NGOs.



**Outdoor Training of 46 Basic Course  
NEPA-2019 (from 7.1.2019 to 21.12.2019)**



**Indoor Class of 46 Basic Course NEPA-2019  
(from 7.1.2019 to 21.12.2019)**



**Simulation Exercise 46BC-2019,  
NEPA (from 7.1.2019 to 21.12.2019)**



**Basic Armourer Course 2019, NEPA  
(14 Jan - 6 April, 2019)**

(Source: NEPA)

## INFRASTRUCTURE

8.22 During the 12<sup>th</sup> Five Year Plan an amount of ₹ 86.57 crore was approved for 9 construction projects, out of which 6 projects have been completed and following 3 are under process :-

- (i) 60-bedded Trainee Officers' Mess - Completed, handing/taking over under process.
- (ii) 120-bedded Lady Cadets' Barrack - Construction underway.
- (iii) 20-bedded Senior Officers' Mess - Completed, handing/taking over under process.

Out of the total amount of ₹ 86.57 crore, an amount of ₹ 46.22 crore has been expended by the Central Public Works Department (CPWD) and ₹ 33.89 crore by Water and Power Consultancy Services (WAPCOS) till 31.03.2018. During the financial year i.e. 2019-20 an amount of ₹ 13.50 crore has been allotted in Budget Expenditure (BE) of which ₹ 3.68 crore has been released to CPWD for the projects under the 12<sup>th</sup> Five Year Plan. Besides, ₹ 3.33 crore has been sanctioned by MHA for construction of approach road towards 20 bedded Senior Officers' Mess and ₹ 3.46 crore for repair of existing road has been approved by MHA, and will be released to CPWD phase wise.



**60 bedded Trainee Officers' Mess, NEPA**



**120 Bedded lady cadets' Mess, NEPA**





**20 bedded Senior Officers' Mess, NEPA**

(Source: NEPA)

## MISCELLANEOUS

8.23 (a) Swachhta Abhiyaan and Shram Daan are conducted on a regular basis with active participation of NEPA personnel and trainees of Basic Course as well as In-service courses. National festivals like Republic Day and Independence Day were observed by organising parades, cultural programs and sports events. Raising Day of NEPA was observed on July 21st, with cultural programmes and sports events for children and staff. Other programmes like Vigilance Week, Commemoration Day Parade, Sadbhavana Diwas, Raj Bhasha Pakhvada, World Environment Day, International Yoga Day etc. were also organized in the Academy. As a part of community service activities, trainees planted saplings in NEPA and the neighbouring villages on June 5th, sponsored the annual school fees of 11 economically weak children of Kendriya Vidyalaya, NEPA, organised a day of fun and games for children of the Ferrando

School of Deaf and Speech Impaired.

(b) Dr. Sanjib Gogoi, CMO (NFSG), was awarded the Union Home Minister's Medal for Excellence in Police Training (Indoor) for the year 2017-18, declared during Independence Day, 2019.

(c) Constable Rupdip Nath of NEPA was awarded Union Home Minister's Medal for Excellence in Police Training (Outdoor) for the year 2017-18, declared during Independence Day, 2019.

## 8.24 Police Medals

Following Medals were awarded during the period 01.04.2019 to 31.12.2019:-

(a) "President's Police Medal for Gallantry (PPMG)" is given for conspicuous gallantry in saving life and property, or in preventing crime or arresting criminals, the risks incurred being estimated with due regard to the obligations and

duties of the officer concerned. On Independence Day- 2019, 01 CRPF personnel & 01 J&K Police personnel (Posthumously) and 01 CRPF personnel (serving) were awarded PPMG.

(b) "Police Medal for Gallantry (PMG)" is given for conspicuous acts of gallantry. Total No. of 177 Medals were given on the Independence Day- 2019, to the State's Police/ CAPF's/ CPO's personnel.

(c) "President's Police Medal for Distinguished Service (PPM)" is given for special distinguished record in police service or in the central police/ Security organizations, success in organizing police service or the Units of Central Police / Security Organization or in maintaining their organizations under special difficulties. Total No. of 89 Medals given on Independence Day-2019 to State's Police/ CAPF's/ CPO's/ Central Intelligence Agencies.

(d) "Police Medal for Meritorious Service (PM)" is given for valuable service characterized by resource and devotion to duty including prolonged service or ability and merit. Total No. of 680 Medals were given on Independence Day-2019, to the State's Police/ CAPF's/ CPO's/ Central Intelligence Agencies.

(e) "The Prime Minister's Police Medal for Life Saving" was constituted to award such policemen who have shown exemplary devotion to duty by saving a human life.

14 Police personnel have been awarded "The Prime Minister's Police Medal for Life Saving" for the year 2018.

(f) "Union Home Minister's Medal for Excellence in Investigation" is given for the excellent Service in Investigation. Total 94 officials of State/Central Intelligence Agencies have been awarded "Union Home Minister's

Medal for Excellence on Investigation" for the year-2019.

(g) The "Union Home Minister's Special Operation Medal" is given for excellence in special operation. Total 160 Officials of various State Police/ CAPFs/ CPOs have been awarded the "Union Home Minister's Special Operation Medal" for the year 2019 on 31.10.2019.

(h) The "Asadharan Aasuchana Kushalata Padak" is given for the exceptional performance, indomitable and daring intelligence service. Total 180 Officials of various State Police/ organization have been awarded the "Asadharan Aasuchana Kushalata Padak" for the year 2019 on 23.12.2019.

### **Central Armed Police Forces (CAPFs)**

8.25 There are five Central Armed Police Forces (CAPFs) namely Border Security Force (BSF), Central Industrial Security Force (CISF), Central Reserve Police Force (CRPF), Indo-Tibetan Border Police (ITBP), Sashastra Seema Bal (SSB) and one Central Paramilitary Force (CPMF) namely Assam Rifles (AR) under the Ministry of Home Affairs. Out of these, AR, BSF, ITBP and SSB are the 'Border Guarding Forces', while CRPF is deployed to assist the Civil Administration under the State Governments/ UT Administrations in matters relating to maintenance of public order, internal security and counter insurgency. The Rapid Action Force (RAF) and Commando Battalion for Resolute Action (CoBRA) are specialized wings of the CRPF to deal with the riots and Left Wing Extremism/ insurgency respectively. CISF provides security and protection to vital installations of national/ strategic importance including Public Sector Undertakings (PSUs), airports, atomic power plants, space organizations, industrial units, important national museums, government buildings in

Delhi and other important sensitive organizations. In addition, NSG is a specialized strike force trained in the counter terrorism and anti-hijacking operations. It is also entrusted with the task of securing the high risk VIPs and acts as sky marshal for securing the domestic and international flights.

### ASSAM RIFLES (AR)

8.26 Reverently known as “Friends of the North East”, the Assam Rifles was raised as “Cachar Levy” in 1835 and is the oldest Para-Military Force in the Country. It has its

Headquarters at Shillong and the Force is completely deployed in the North East (NE) in Counter Insurgency (CI) role and for guarding the Indo-Myanmar Border (IMB) spread over 1,643 kilometers. The Force comprises of a Directorate General Headquarter, three Inspectorate General Headquarters, 12 Sector Headquarters, 46 Battalions, one Training Centre and the administrative elements with a total authorised strength of 65,143 personnel.

8.27 In its fight against insurgency in the North East, the achievements of AR from 01.01.2019 till 31.12.2019 are as given below: -

| Sl. No.                             | Actions                      | Numbers/ Amount |
|-------------------------------------|------------------------------|-----------------|
| <b>Insurgents</b>                   |                              |                 |
| (a)                                 | Killed                       | 03              |
| (b)                                 | Apprehended                  | 576             |
| (c)                                 | Surrendered                  | 04              |
| <b>Other Apprehendees</b>           |                              |                 |
| (d)                                 | Civilian                     | 280             |
| (e)                                 | Arms Dealers & Drug Peddlers | 173             |
| (f)                                 | Myanmar Nationals            | 31              |
| <b>Recovery of War Like Stores</b>  |                              |                 |
| (g)                                 | Assorted Weapons             | 253             |
| (h)                                 | Assorted Ammunition          | 8928            |
| (i)                                 | Assorted Magazine            | 122             |
| (j)                                 | Hand Gren/ Chinese Hand Gren | 54              |
| (k)                                 | IED                          | 05              |
| (l)                                 | Detonators                   | 582             |
| <b>Recovery of Contraband items</b> |                              |                 |
| (m)                                 | Ganja (Kg)                   | 165.8           |
| (n)                                 | Opium (Kg)                   | 22.67           |
| (o)                                 | Heroin (Kg)                  | 10.093          |
| (p)                                 | Brown Sugar (Kg)             | 352.419         |
| (q)                                 | Banned Drugs (Tab)           | 86,66,538       |

|      |                                    |           |
|------|------------------------------------|-----------|
| (r)  | Banned Drugs (Kg)                  | 276.747   |
| (s)  | Illicit Liquor (Bottle)            | 1,70,609  |
| (t)  | Ginseng (Kg)                       | 859       |
| (u)  | Marijuana (Kg)                     | 126.75    |
| (v)  | Pangolin Shell (Kg)                | 99.8      |
| (w)  | Illegal Country Made Liquor (Ltrs) | 3,536     |
| (x)  | Gold (Kg)                          | 25.807    |
| (y)  | Fake Currency (₹)                  | 18,12,000 |
| (z)  | Myanmar Fake Currency              | 75,250    |
| (aa) | Cash (₹) (Indian)                  | 41,71,874 |

(Source: Assam Rifles)



Three NSCN (K-YA) Cadres including SS Maj Gen Yangang Konyak @ MOPA apprehended by Assam Rifles Troops



One drug smuggler apprehended from Chandel, Manipur by Assam Rifles Troops

(Source: Assam Rifles)

8.28 During the period, two Assam Rifles personnel made the supreme sacrifice and four were injured in the line of duty.

### Gallantry & Other Awards

8.29 Following Gallantry and Distinguished awards were bestowed on the members of the Force:

| S. No | Medal/ Awards                                    | Qty |
|-------|--|-----|
| (a)   | Sena Medal (Gallantry)                           | 05  |
| (b)   | Police Medal for Gallantry                       | 01  |
| (c)   | President Police Medal for Distinguished Service | 01  |
| (d)   | Police Medal for Meritorious Service             | 26  |

(Source: Assam Rifles)



## Flood Relief Operations

Rifles columns were deployed for Flood Relief Duties as requisitioned by Civil Administration:-

### 8.30 Flood Relief Duties: - Following Assam

| S.No | Date                 | State   | Location  | Strength   | Purpose   | Remarks                                 |
|------|----------------------|---------|---|--|---|---|
| (a)  | 23-24<br>May<br>2019 | Tripura | District Unakoti<br>Kailashahar &<br>District North<br>Tripura<br>Dharmanagar | Four Officers,<br>Eight Junior<br>Commissioned<br>Officers & 98<br>Other Ranks     | To carry out flood relief and rescue operations to include Medical Assistance.                                    | 288 civilians rescued                   |
| (b)  | 14 July<br>2019      | Tripura | District West<br>Tripura<br>Khayerpur<br>Jirania Sub<br>Division              | Four Officers,<br>Eight Junior<br>Commissioned<br>Officers &<br>120 Other<br>Ranks | To carry out flood relief and rescue operations to include Medical Assistance and restoration of river embankment | Repairs of river embankment carried out |

(Source: Assam Rifles)

8.31 A seminar titled "Changing Security Paradigm in NE - Implications and Imperatives" was conducted at Imphal on 05.12.2019 to analyse and discuss peace and prosperity in

Manipur by amalgamation of divergent views from various sections of the society, and create an enabling environment for Manipur to become the pivot in India's Act-East Policy.



**Distinguished Guest Speakers with the Hon'ble Governor, Manipur**

(Source: Assam Rifles)

## Civic Action Programme (CAP)

8.32 Apart from excelling in operations, Assam Rifles is also rendering a yeoman service to the Nation by conducting well planned and focused theme based programmes for the benefit of the people of the North East through numerous Civic Action Projects (CAP). Some of the initiatives

under this CAP programme included establishment of a 80 lakh ltr Water Harvesting Scheme in Chieswema (Nagaland), establishment of an Intensive Care Unit in Tuensang (Nagaland), training and facilitating employment of 109 youth (boys & girls) from remote areas of Ukhrul (Manipur) in hospitality sector etc.



**Rain Water Harvesting at Chieswema (Nagaland)**

(Source: Assam Rifles)

## Sports Achievements

8.33 AR Sports teams performed exceptionally well in various sports as under:-

(a) Boxing

- (i) Recruit/ GD Govind Sahani won Silver medal in Elite Men Boxing GEE-BEE Tournament at Helsinki, Finland in March 2019.



**Recruit/GD Govind Sahani: Silver Medal at Helsinki, Finland**

(Source: Assam Rifles)



(ii) Recruit/GD (Mahila) Jamuna Boro won Gold medal in International Boxing Tournament, Indonesia in Jul 2019 and Bronze medal in AIBA World Boxing Championship, Russia in October, 2019.

(b) **Football**

Recruit/GD (Mahila) S Ranjana Chanu is part of the Indian National Football Team.

(c) **Wushu**

Indian Team also comprising of AR personnel secured 1<sup>st</sup> Position among five Countries i.e Nepal, Bhutan, Bangladesh & Srilanka in International Kung-Fu Championship 2019 at Kathmandu, Nepal wherein Assam

Rifles sports persons won 09 Gold & 01 Silver medal.

(d) **Cross Country**

Assam Rifles Cross Country Team Secured 2<sup>nd</sup> position among 26 teams in 67<sup>th</sup> All India Police Aquatic & Cross Country Championship 2018, Vishakapatnam.

(e) **World Police & Fire Games, Chengdu, China (08 - 18 Aug 2019).**

Four AR sports persons represented All India Police Sports Control Board Squad and bagged 05 Gold, 03 Silver and 01 Bronze medals in Archery and 01 Bronze in the Shooting competition.



**Assam Rifles Sports Team Winners : 7<sup>th</sup> All India Police Archery Championship**

(Source: Assam Rifles)

**Combined Contingent of Men & Women Soldiers**

8.34 Having fielded the first Assam Rifles All Mahila Contingent at the Republic Day 2019,

another milestone was achieved by fielding the first mixed contingent of men & women soldiers at the All India Police Memorial at the Commemoration Ceremony on 21.10.2019. These

contingents not only demonstrated Assam Rifles commitment to women empowerment but also



Republic Day 2019

Assam Rifles All Mahila Contingent: Republic Day, 2019

showcased the synergy and harmony amongst the soldiers, sans any gender bias.



Men and Women Mixed Contingent

(Source: Assam Rifles)

## BORDER SECURITY FORCE (BSF)

8.35 Border Security Force was raised in 1965 with strength of 25 Battalions and 03 Coys. Over the years, the Force has grown in size and as on date it has 193 Battalions including 04 NDRF Battalions. The Force Headquarter is in New Delhi. Its field formations includes 02 Special Directorates General (Spl DsG) i.e. Spl DG (Eastern Command) and Spl DG (Western Command) and 01 Addl. DG (Command HQ (Spl Ops)) Raipur, 13 Frontiers and 46 Sector Headquarters, Water Wing, Air Wing and other ancillary units. The sanctioned strength of BSF as on 31.12.2019 is 2,65,173.

### Operational Achievement

8.36 In its fight against Militancy/Left Wing Extremism, the BSF apprehended 15 militants/ Maoists and got 12 militants/ Maoists surrendered apart from effecting seizure of 52 arms, 1359 rounds of ammunition, 59 IEDs and 54.847 kg explosives during the period from

01.01.2019 to 31.12.2019. In its sustained efforts to prevent trans-border crimes, BSF seized contraband goods worth ₹ 1037.01 crore, apprehended 3343 intruders/extruders and killed 23 smugglers/ intruders/extruders along the International Borders. During this period, 13 BSF personnel laid down their lives and 154 got injured in Operations.

8.37 During the year 2018-19 (01.01.2018 to 31.12.2019), following Gallantry and other Medals were awarded to the members of the Force: -

|     |  |    |
|-----|--|----|
| (a) | Police Medal for Gallantry                         | 05 |
| (b) | President's Police Medal for Distinguished Service | 05 |
| (c) | Police Medal for Meritorious Service               | 46 |



## Overseas Deployment

8.38 The Border Security Force has one Formed Police Unit deployed with United Nations Stabilizations Mission in Democratic Republic of Congo (MONUSCO) w.e.f. 28.11.2005. The 13<sup>th</sup> contingent of 140 personnel, comprising of 07 Officers, 07 Subordinate Officers and 126 Others Ranks are supplementing the United National global peace process in Democratic Republic of Congo. The BSF troops are performing their duties in exemplary manner to ensure the UN mandate in all spheres of their duties.

## 8.39 Sports Achievements

### (a) ALL INDIA POLICE GAMES

- All India Police Games for the year 2019-20 is underway and the following All India Police games have concluded so far. The achievements under these games are as follows: -
  - ❖ Water Sports: - 1<sup>st</sup> Position in Kayaking events
  - ❖ Hockey-2<sup>nd</sup> Position
  - ❖ Archery- Men Team- 2<sup>nd</sup> position, Women Team-3<sup>rd</sup> position
  - ❖ Golf-Gross category-1<sup>st</sup> position.

### (b) INTERNATIONAL

- **Boxing:-**Following Mahila/CTs of the Central Boxing Team have participated in 2<sup>nd</sup> Open India International Boxing tournament held at Guwahati from 20th to 24th May 2019 and have secured Silver Medals:-
  - ❖ M/CT Vanalal Duati- Silver Medal -51 kg Wt Category

- ❖ M/CT Y Sandhyarani Devi-Silver Medal-54 kg Wt Category.

- **Judo-** CT Vishal Ruhil has secured a Bronze Medal in the Commonwealth Judo Championship held in Britain from 25th to 29th September, 2019.
- **Para Sports** - Following Para cyclists of BSF, participated in 8<sup>th</sup> Asian Para Road Cycling championship held at Uzbekistan from 23rd to 28th April, 2019 and have won Bronze Medal:-

- ❖ CT Gurlal Singh-01 Bronze Medal

- ❖ CT Sudhakar Marathe-01 Bronze Medal

- **Water Sports-** Following Water Sports players/Coach of BSF team participated in Open International Canoe Sprint Championship held at Sports Authority of India (SAI) Bhopal from 23rd to 25th March, 2019 and have won Medals as mentioned against each :-

- ❖ M/CT Inoacha Devi-02 Gold

- ❖ M/CT Thaja Devi -01 Silver

- ❖ M/CT Anajli Devi -01 Bronze

- ❖ M/CT Jeena Devi-01 Bronze

World Police & Fire Games, 2019 was held at Chengdu, China from 08th to 18th August, 2019, and the following medals have been awarded to participants in various events mentioned below:

| S/No. | Events   | Medal                           |
|-------|----------|---------------------------------|
| 1.    | Archery  | 02- Gold                        |
| 2.    | Athletic | 05- Gold, 07-Silver & 04-Bronze |

|  |           |                                  |
|--|-----------|----------------------------------|
| 3.   | Boxing    | 03- Gold, 01-Silver & 01 -Bronze |
| 4.   | Judo      | 01- Gold & 01 -Bronze            |
| 5.   | Shooting  | 03-Gold, 03 -Silver & 02 -Bronze |
| 6.   | Swimming  | 12-Gold, 06-Silver & 01- Bronze  |
| 7.   | Wrestling | 05-Gold                          |
| <b>Total- 31 Gold, 17 -Silver and 09 Bronze Medals</b> |           |                                  |

(Source: BSF)

## CENTRAL INDUSTRIAL SECURITY FORCE (CISF)

8.40 Raised in the year 1969, Central Industrial Security Force (CISF) is providing security cover to 347 units including 61 domestic and international airports and fire protection cover to

103 Industrial Undertakings. In a span of four decades, the Force has grown manifold. With globalization and liberalization of the economy, CISF is no longer a Public Sector Undertaking (PSU) centric organization. Instead, it has become a premier multi-skilled security agency of the country, mandated to provide security to major critical infrastructure installations of the country in diverse regions including terrorist and naxal affected areas. CISF is currently providing security cover to Atomic Power Plants, Space Installations, Defence Production Units, Mines, Oil Fields and Refineries, Major Sea Ports, Heavy Engineering/ Steel Plants, Fertilizer Units, Airports, Hydro Electric/Thermal Power Plants, sensitive Government Buildings and Heritage Monuments (including the Taj Mahal and Red Fort) and important Private Sector Units. CISF has also been mandated to provide protection to the VIP protectees of various categories across the country.



**CISF Conducting Seafront Patrolling at JNPT, Navi Mumbai**


(Source: -CISF Photo Cell)

## Operational Achievements

8.41 CISF is one of the largest Fire Protection Service providers in the country. It provides fire protection and fire safety coverage to 103 Public Sector Undertakings with the sanctioned strength of 8023 personnel. In the year 2019 (01.04.2019 to 31.12.2019), a total of 2101 numbers of fire calls were attended (which includes 13 major fire calls) and total property saved is to the tune of ₹ 46.24 crore. The CISF deployed 128 Coys in Internal Security duty and 347 Coys in Election duty during 2019 (01.04.2019 to 31.12.2019).

8.42 The specialized task of airport security was assigned to CISF in the year 2000 in the wake of hijacking of Indian Airlines Flight IC-814 to Kandahar. The Force has since been deployed at 61 airports across the

country including all major airports viz. Delhi, Mumbai, Kolkata, Chennai, Hyderabad, and Bengaluru etc. The last induction was at Kannur (Kerala) Airport on 17.10.2018. During the year 2019 (01.04.2019 to 31.12.2019), CISF recovered Lost and Found property worth ₹ 44.50 crore at the airports, of which property worth ₹ 36.22 crore was handed over to the passengers while property worth ₹ 8.28 crore was handed over to the airport operators. The CISF personnel also detected 178 cases of arms and ammunition, 102 cases of fake e-ticket entries and detected 22 cases of contrabands (drugs) at different airports. The CISF staff at the airports also detected 84.119 kg of Gold, 8.074 kg of Silver and ₹ 29.78 crore in cash between the period from 01.04.2019 to 31.12.2019, and passed on this information to agencies concerned for necessary action.



**CISF Bomb Detection and Disposal Squad shifting a suspected bag with the help of a robot to a safe area at the IGI Airport, New Delhi**

(Source: -CISF Photo Cell)

8.43 The VIP Security Wing of CISF, called as Special Security Group (SSG), is looking after the security of VVIPs/VIPs. At present, 70

VVIPs/VIPs are being provided security cover by SSG/CISF in various categories in different States of the country. The CISF also looks after the



security of 45 sensitive and hyper-sensitive government buildings in New Delhi. In the year 1999, CISF had been authorized to extend technical and fire consultancy services on the payment basis to establishments even in the private sector where CISF is not deployed. CISF has provided consultancy services to 202 clients and earned total revenue of ₹ 12.87 crore, since its inception. The CISF Act was amended to enable the Force to provide security, on payment basis, to private/joint venture industrial undertakings, which are vital for the security and economy of the country.

8.44 The CISF was inducted in Delhi Metro Rail Corporation (DMRC) on 15.04.2007, and its present strength is 12,528 personnel. DMRC is a Hyper Sensitive Unit and is the largest Unit of CISF. The CISF is providing security to 248 Metro Stations. The daily footfall of passengers is approximately 30-35 lakh. During the year 2019 (01.04.2019 to 31.12.2019) CISF recovered Lost and Found property worth ₹ 66.37 lakh at Delhi Metro, of which, property worth ₹ 57.3 lakh was handed over to rightful owners, while property worth ₹ 9.07 lakh was handed over to DMRC. During the period, 137 cases of missing children were reported, of which, 69 missing children were reunited with their family members and the rest of the cases were handed over to Delhi Metro Rail Police (DMRP). The CISF personnel also prevented 15 passengers from committing suicide.

### **Overseas Deployment**

8.45 The contingent of Central Industrial Security Force (CISF), deployed at United Nations Stabilizations Mission in Haiti (MINUSTAH)/ United Nations Mission for Justice Support in Haiti (MINUJUSTH) since 17.08.2008, has been repatriated to India on 31.12.2018. Presently, 151 CISF personnel have

been deployed at different India Abroad Missions (Nepal, Bangladesh and Pakistan).

### **CENTRAL RESERVE POLICE FORCE (CRPF)**

8.46 Initially raised as the 'Crown Representative Police' on 27.07.1939 at Neemuch, Madhya Pradesh, the Force was rechristened as Central Reserve Police Force (CRPF) after Independence. Since then, the Force has grown in its strength and capabilities. Presently, it has a strength of 239 Battalions, 43 Group Centres, 20 Training Institutions, 7 Arms Workshops, 03 Central Weapon Stores, 05 Signal Bns, 01 PDG (Parliamentary Duty Group) and 01 SDG (Special Duty Group). The Force also has senior command / supervisory formations viz. 4 Special DsG at 4 Zones (Central, North-East, Southern and J&K), 21 IG (Adm.) Sectors, 2 IG (Ops) Sectors, 39 Ranges, 17 Ops Ranges, four (04) 100 bedded Composite Hospitals and eighteen (18) 50 bedded Composite Hospitals besides the Force HQ i.e. Directorate General at CGO Complex, Lodhi Road, New Delhi. The Force is presently handling a wide range of duties covering law and order, counter insurgency, anti-militancy and anti-naxal operations across the country. The Force plays a key role in assisting the State Governments and UT Administrations in maintaining public order and countering subversive activities by Naxalites / Militant groups / Insurgents. The Force also has 06 Mahila Battalions, 01 Mahila contingent consisting of 106 Mahilas each in 15 RAF Battalions and 279 Mahila personnel in various ranks are also deployed with Bastariya Battalion meant for fighting naxalism. The strength of the Force is 3,24,340 as on 31.12.2019.



## Operational Achievements

8.47 Major operational achievements of CRPF up to 31.12.2019 are as under:-

|    |                                |              |
|----|--------------------------------|--------------|
| 1  | Maoists / Militants killed     | 120          |
| 2  | Maoists/ Militants apprehended | 894          |
| 3  | Maoists/ Militants surrendered | 212          |
| 4  | Arms recovered                 | 342          |
| 5  | Ammunition recovered           | 10522        |
| 6  | Explosives recovered (kg)      | 388.95       |
| 7  | Grenades recovered (No.)       | 107          |
| 8  | Bombs recovered                | 62           |
| 9  | IEDs recovered                 | 176          |
| 10 | Detonators recovered           | 2253         |
| 11 | Gelatin Sticks recovered       | 2518         |
| 12 | Cash recovered (INR)           | 22,85,48,450 |
| 13 | Narcotics recovered (in kg)    | 6767.768     |

(Source: CRPF )

8.48 14 CRPF personnel had laid down their lives in the line of duty during the period under report i.e. up to 31.12.2019.

8.49 An integrated application software SELO is functioning in CRPF and the same is being used by all offices of CRPF up to the Unit level. It smoothly caters to Personnel Information System, Pay-Roll, Budget and Inventory Management. Up-gradation of this ERP (Enterprises Resource Project) to SELO-2 is under process.

8.50 A unique New Financial Management System (NFMS) has been developed with the latest technology to cater to provisioning / procurement needs. It is being extensively used in CRPF. The application is also undergoing periodic up-gradation as per user requirement. NFMS (New Financial Management System) has been added for budget distribution and

expenditure monitoring in all offices of CRPF. This application has been integrated with the PFMS (Public Finance Management System) project of Government of India. A new proposal to introduce E-bill concept with DSC (Digital Signature Certificate) using integration of NFMS with PFMS to enable paperless concept is under process.

8.51 *Bhavishya* is being extensively used by all Drawing & Disbursing Officers (DDOs), personnel proceeding on retirement and PAO. The tracking of payment of pensionary benefits has become very effective with the use of *Bhavishya*. This is a useful mechanism wherein status of all pension cases can be monitored centrally.

### Rapid Action Force (RAF) in CRPF

8.52 In 1992, 10 Battalions of CRPF were reorganized and converted into 10 Battalions of 04 Coys each of Rapid Action Force (RAF). The personnel in RAF are trained and equipped to be an effective strike Force in communal riots and similar situations. These Battalions are located at 10 communally sensitive locations across the country to facilitate quick response in case of any such incident. All these Battalions are organized on an unattached pattern and are working under the supervision of an Inspector General.

8.53 The RAF Coys are deployed on the request of State Governments for law and order duties, maintenance of peace during various festivals and communal riots, etc. on a short-term basis. In view of the increasing demand of RAF Battalions, the MHA has approved to convert 05 more CRPF executive Battalions into RAF Battalions in the year 2018. The Force has now 15 RAF Bns.

8.54 The RAF Battalions of CRPF are located at the following places:-

| SL No | State          | Location         | Unit    |
|-------|----------------|------------------|---------|
| 1     | Rajasthan      | Jaipur           | 83 RAF  |
| 2     | Uttar Pradesh  | Varanasi         | 91 RAF  |
| 3     | Karnataka      | Shimoga          | 97 RAF  |
| 4     | Telangana      | Rangareddy       | 99 RAF  |
| 5     | Gujarat        | Ahmedabad        | 100 RAF |
| 6     | Uttar Pradesh  | Allahabad        | 101RAF  |
| 7     | Maharashtra    | Mumbai           | 102 RAF |
| 8     | Delhi          | Wazirabad        | 103 RAF |
| 9     | Uttar Pradesh  | Aligarh          | 104 RAF |
| 10    | Tamil Nadu     | Coimbatore       | 105 RAF |
| 11    | Jharkhand      | Jamshedpur       | 106 RAF |
| 12    | Madhya Pradesh | Bhopal           | 107 RAF |
| 13    | Uttar Pradesh  | Meerut           | 108 RAF |
| 14    | Bihar          | Hajipur Vaishali | 114 RAF |
| 15    | Haryana        | Nuh              | 194 RAF |

(Source: CRPF )

### COMMANDO BATTALION FOR RESOLUTE ACTION (CoBRA) IN CRPF

8.55 Commando Battalion for Resolute Action (CoBRA) is a specialized force which has been raised to fight Maoists and insurgents in Left Wing Extremism affected areas. It is also known as Jungle Warriors. 10 (Ten) CoBRA Battalions were raised between 2008-11. These Bns have been raised by selecting amongst the CRPF's personnel based on age and other physical attributes. They have been trained, equipped and deployed in LWE affected States of Chhattisgarh, Bihar, Orissa, Jharkhand, Madhya Pradesh, Maharashtra, West Bengal, Andhra Pradesh as well as Assam and Meghalaya. It is one of the elite Commando units in the country trained to survive, fight and win in the jungles. A CoBRA School for specialized training in Jungle Warfare & Tactics has also been


in operation and providing exclusive training to the force personnel.

8.56 The CoBRA force has been awarded 20 PMG, 01 Parakram Padak, 01 Jeevan Raksha Padak and 492 DG's discs for operational achievements upto 31.12.2019.

### INDO-TIBETAN BORDER POLICE FORCE (ITBP)

8.57 ITBP was raised in the wake of Chinese aggression in 1962 with a modest strength of 4 battalions. It was originally conceptualized as an integrated "guerrilla-cum-intelligence-cum-fighting force" self contained in supplies, communication and intelligence collection. It evolved with passage of time into a conventional border guarding force. Today, ITBP is guarding 3488 kms of India-China border and is manning 180 Border Out Posts (BOPs) on altitudes ranging from

9000 to 18750 ft in the western, middle and eastern sector of the India-China border along with Himalayas from Karakoram Pass in Ladakh to Jachep La in Arunachal Pradesh. 8 ITBP Battalions are deployed in Maoists affected areas of Chhattisgarh. The ITBP operates through 05 Frontier Headquarters and 15 Sector Headquarters, 56 Service Battalions, 04 Specialized Battalions, 02 NDRF Battalions and 14 Training Centers with a total sanctioned strength of 89,567 personnel. After implementation of Cadre Review, two new Commands namely Western Command and Eastern Command, headed by an Additional Director General (ADG) rank officer will come into force.



**Kailash Mansarovar Yatra**



(Source: ITBP)

## **Kailash Mansarovar Yatra**

8.58 The Holy Kailash Mansarovar(KM) Yatra is being organized via two routes i.e. Lipulekh Pass in Uttarakhand since 1981 and Nathula in Sikkim since 2015. 28 batches having strength of 1238 pilgrims (940 males & 298 females), 18 batches from Lipulekh Pass and 10 batches from Nathula Pass successfully completed the yatra. ITBP provided Administrative, Medical, Communication and Security cover to the yatris during complete yatra. 50 ITBP personnel were also provided as supporting staff with KM yatra via Nathula route.

## **Anti Naxal Operations**

8.59 ITBP was inducted in Chhattisgarh for Anti Naxal Operations in 2009. Presently, 01 Ftr HQ, 02 SHQ and 08 Battalions are deployed in Chhattisgarh i.e. 04 battalions in Rajnandgaon, 02 battalions in Kondagaon and 02 battalions in Narayanpur districts. 01 naxal was apprehended and 01 naxal has surrendered. Besides, 08 Arms, 05 Amn, 09 IEDs (Improvised Explosive Devices) were also recovered upto 31.12.2019.

## **Overseas Deployment**

### **8.60 Deployment in Afghanistan**

- ITBP is providing security to Indian Embassy Kabul and 04 other Consulates at Jallalabad, Kandahar, Herat and Mazar-e-Sharif in Afghanistan.
- Total strength of 349 i.e. GOs-07, SOs-07, Ors-335 and 03- ED (Explosive Detector) Dogs are utilized for the same.



## Rescue & Relief Operations

8.61 ITBP has been designated as the first responder in the Himalayan region and was the first to establish 07 RRCs (Regional Response Centres) i.e. 03 in Himachal Pradesh (Kullu, Sarahan, Rekonig Peo), 03 in Uttarakhand (Matli, Gauchar & Pithoragarh) and 01 in Sikkim (Gangtok). ITBP troops have carried out numerous rescue & relief operations in all types of disasters, which occurred in the areas of responsibility. ITBP has also established a training centre “National Institute of Training, Search, Rescue & Disaster Response (NITSRDR)” at Bhanu, Haryana which is imparting training to personnel of ITBP and other CAPFs/State police forces. 02 ITBP units have been converted into NDRF units and are functioning from Greater Noida (Uttar Pradesh) and Bhatinda (Punjab).

8.62 During the period 01.04.2019 to 31.12.2019, ITBP troops carried out 12 rescue operations (09 Uttarakhand, 01 Chandigarh, 01 Sikkim and 01 J&K) in which 434 precious human lives were saved and 13 dead bodies were retrieved.

## Medal/Award

8.63 During the period from 01.04.2019 to 31.12.2019, 05 ITBP personnel have been

awarded with “Police Medal for Gallantry (PMG)” for successful operation conducted in ANO theatre on 25.10.2017, wherein, 03 hardcore Naxals were killed during the operation.

8.64 08 ITBP personnel, who have sustained wounds as a result of direct terrorist/naxal actions during performance of Counter Insurgency Operations (CI Ops)/ Anti Naxal Operations have been awarded with PARAKARAM PADAK.

8.65 16 Officers and personnel have been awarded Union Home Minister Special Operation Medal for grand success in Search Operation Code Name “Daredevil” conducted from 11.06.2019 to 07.07.2019 in Uttarakhand wherein bodies of missing foreign mountaineers of Nandadevi Expedition have been recovered by the rescue team.

## Civic Action Programme

8.66 Various activities were carried out during the year 2019-20 under the Civic Action Programme (CAP) for winning the hearts and minds of populations of border village:

- a) 16 medical camps were organized in which 1757 villagers were benefitted. 28 veterinary camps were also organized and 12109 animals were treated.



Medical and veterinary camps under Civic Action Programme

(Source: ITBP)



b) **07 Blood Donation Camps** were organised in which **163** personnel of ITBP donated blood.

c) **Pulse Polio Camps** were organised as per the National Pulse Polio Programme in which 3,459 children were vaccinated.

d) **Tele Medicine facility** has been successfully established at 04 patient nodes in ANO. A new

specialist node at R.H., Greater Noida made functional.

e) 3 educational excursions were conducted under Civic Action & Bharat Darshan Programme, comprising 90 children of border villages of Leh (Ladakh), Uttarakhand, Himachal Pradesh. These children visited Delhi, Chandigarh, Agra, Bareilly and Goa, as part of the tour.



**Educational Excursions**

(Source: ITBP)

f) 04 cultural programmes were organized in remote villages of Leh (Ladakh), in which 1530

villagers got benefitted.



**Cultural Programme**

(Source: ITBP)

## NATIONAL SECURITY GUARD (NSG)

8.67 The National Security Guard was raised in 1984 to combat terrorism. This Strike Force is a unique amalgam of selected personnel from the Army, the Central Armed Police Forces and State Police Forces. After the 26.11.2008 terror attack in Mumbai, four regional Hubs (Mumbai, Chennai, Hyderabad and Kolkata) were established to reduce the response matrix and to ensure Pan-India footprint. In 2016, the fifth Hub came into existence in Gandhinagar.

8.68 As a Federal Contingency Force, NSG, with its ethos of excellence, has to its credit, several successful counter-terrorist operations. Over the years, the NSG has acquired an enviable reputation of 'Best Amongst Best' by virtue of its high standards of training and operational efficiency. For its dedication, valour and surgical operational capabilities, Commandos of this Special Force have earned the moniker 'Black Cats'.

### Operations

- (a) **Immediate Backup Security Operations (IBUS)** - NSG Task Forces (TFs) are deployed for IBUS operations as part of security arrangements during the events of national importance including Republic Day and Independence Day celebrations. During the year, 50 events have been covered by the NSG from 01.04.2019 to 31.12.2019.
- (b) **Operation COMET** - NSG commandos are deployed as Sky Marshals on various National and International flights on sensitive routes across the country and to friendly foreign countries to counter any hijack threat. A total of 9,401 domestic and 2,079 international flights have been covered by NSG from 01.04.2019 to 31.12.2019.

(c) **Reconnaissance of Vulnerable Areas/ Vulnerable Places/ Airports** - NSG carries out regular reconnaissance of sensitive places/installations/ airports across the country. During the reconnaissance, familiarisation with sensitive places/ and installations is done, to plan own Operations. Reconnaissance of 43 sensitive places/ installations were carried out from 01.01.2019 to 31.12.2019.

(d) **Close Protection Force** - Close protection duties require unique orientation, tactical skills and specialized training. For this, 754 personnel of the force have undergone Close Protection Foundation & Refresher Course so far. CPF has trained 180 personnel of State Police Forces undertaking proximate security duties as part of capacity building of states. During the General Elections of Lok Sabha 2019, more than 1800 political rallies by the protectees were carried by NSG, without a single case of non-prepositioning and security incident.

### Training

#### 8.69 Training Visits Abroad -

- (a) NSG members have become an intrinsic part of Joint Working Groups on Counter Terrorism which are undertaken with friendly foreign countries to build synergy, joint-manship and assist in capacity building amongst like minded countries to counter the menace of Terrorism. In the last one year, 05 officers have been part of such delegations to Australia, Turkey, Brazil, Italy and Uzbekistan.
- (b) 55 NSG officers and personnel were given exposure to visit abroad and learn the contemporary skills and procedures to counter the menace of terrorism.



**8.70 NSG Black Cat Mount Everest Expedition** - NSG Black Cat Mount Everest Expedition (height 8848 meters) was accomplished between 16.05.2019 to 22.05.2019. A team of 12 personnel of NSG, consisting of 02 Officers, 04 ACs and 06 Rangers participated in



the expedition. On successful completion, Hon'ble Union Minister of State for Home Affairs, Shri G Kishan Reddy flagged in the NSG Mount Everest Expedition Team at Niranjan Auditorium, NSG Manesar on 29.07.2019.



**NSG Black Cat Mt. Everest Expedition 2019**

(Source: NSG)

**8.71 Cycle Rally** - On the commemoration of 150<sup>th</sup> Birth Anniversary of Mahatma Gandhi, a Cycle Rally was organized at massive level in which a NSG contingent of 50 personnel also

participated. The Cycle Rally started from Porbandar, Gujarat on 07.09.2019 and terminated at Rajghat, New Delhi on 02.10.2019.



**NSG Participated in Cycle Rally on 150th Birth Anniversary of Mahatma Gandhi**

(Source: NSG)

## SASHASTRA SEEMA BAL (SSB)

8.72 The Special Service Bureau which was a precursor to the present Sashastra Seema Bal was set up in early 1963, in the wake of India-China conflict of 1962 to build up the morale and capability of the border population against threats of subversion, infiltration and sabotage from across the border. It became a border guarding Force in 2001 under the Ministry of Home Affairs and was rechristened as "Sashastra Seema Bal" with an amended charter of duties. It has been given the border guarding responsibilities along the Indo-Nepal and Indo-Bhutan borders.

8.73 SSB is deployed on Indo-Nepal Border covering a stretch of 1751 kms and on Indo-Bhutan Border covering 699 kms. Presently, the Force has a posted strength of 78,812 personnel. The Force comprises of 01 Force Headquarter, 06

Frontiers, 18 Sectors, 73 Battalions, 04 RTCs (Recruits Training Centre), 02 Central Training Centres, 01 Intelligence Training School, 01 Wireless and Telecom Training Centers, 01 SSB Academy, 01 Information and Technology Training Center, 01 Dog Breeding & Training Center, 03 Composite Hospitals, 02 Central Store Depot & Workshop (CSD& W), 01 Medical Training Center and 01 Counter Insurgency & Jungle Warfare School (CI&JWS). Apart from this, the Force is not only engaged in guarding Indo-Nepal and Indo-Bhutan Borders but it is also performing duty related to Internal Security and Counter Insurgency Operations. It has deployed its personnel in insurgency affected Union Territory of Jammu & Kashmir and LWE (Left Wing Extremist) affected areas of Chhattisgarh, Jharkhand and Bihar.

### 8.74 Operational Achievements (01.01.2019 to 31.12.2019)

| Sl. No. | Date       | Rank & Name                               | Remarks  |
|---------|------------|---|--|
| 01      | 02.06.2019 | CT(GD) Niraj Chhetri, 35 <sup>th</sup> Bn | On 02.06.2019, CT(GD) Niraj Chhetri of 35 <sup>th</sup> Bn Dumka martyred in the exchange of fire during joint operation with state police Dumka (Jharkhand) against Naxals conducted in the forest area near Kathalia Village, PS-Rameswar, District-Dumka (Jharkhand). |

(Source: SSB)

### Seizures/Arrests

| Seizures/Arrest report for the period 01.04.2019 to 31.12.2019 |           |              |            |             |                |                |
|--|-----------|--------------|------------|-------------|----------------|----------------|
| S/NO   | ITEM      | No. of cases | Qty. in Kg | Qty. in No. | Value in ₹     | No. of arrests |
| 1  | Narcotics | 219          | 4448.36    | 0           | 1,50,32,73,712 | 279            |
| 2  | FICN      | 12           | 0.00       | 0           | 10,58,000      | 19             |



|              |                              |                     |                       |               |                       |                       |
|--------------|------------------------------|---------------------|-----------------------|---------------|-----------------------|-----------------------|
| 3            | Indian Currency              | 142                 | 0.00                  | 0             | 3,04,06,087           | 219                   |
| 4            | Others Currencies            | 75                  | 0.00                  | 0             | 1,29,74,796           | 119                   |
| 5            | Prohibited Items/Contraband  | 2940                | 0.00                  | 0             | 1,06,31,79,469        | 3215                  |
| 6            | Forest Products              | 277                 | 0.00                  | 0             | 21,24,15,771          | 179                   |
| 7            | Wildlife Products            | 42                  | 0.00                  | 0             | 2,24,42,700           | 52                    |
| 8            | Cattles                      | 422                 | 0.00                  | 5750          | 7,19,28,800           | 356                   |
| 9            | Gold                         | 8                   | 3.53                  | 0             | 37,123,941            | 16                    |
| 10           | Silver                       | 17                  | 67.87                 | 0             | 31,18,890             | 27                    |
| 11           | Psychotropic synthetic drugs | 11                  | 0.00                  | 6478          | 3,72,796              | 13                    |
| <b>Total</b> |                              | <b>4165</b>         | <b>4519.76</b>        | <b>12,228</b> | <b>2,95,82,94,962</b> | <b>4494</b>           |
|              | <b>Arms</b>                  | <b>No. of cases</b> | <b>Qty. in No.</b>    |               |                       | <b>No. of arrests</b> |
| 1            | Factory made                 | 16                  | 40                    |               |                       | 32                    |
| 2            | Country made                 | 70                  | 118                   |               |                       | 32                    |
| <b>Total</b> |                              | <b>86</b>           | <b>158</b>            |               |                       | <b>64</b>             |
|              | <b>Ammun. Explosive etc.</b> | <b>No. of cases</b> | <b>Qty. in No./Kg</b> |               |                       | <b>No. of arrests</b> |
| 1            | Cartridges in No.            | 66                  | 1763 No.              |               |                       | 98                    |
| 2            | Explosive (in Kg)            | 2                   | 18.60 kg              |               |                       | 2                     |
| 3            | Detonators in No.            | 10                  | 544 No.               |               |                       | 6                     |
| 4            | Bombs in No.                 | 1                   | 2 No.                 |               |                       | 7                     |
| 5            | Gun Powders (in Kgs.)        | 4                   | 20.355 kg             |               |                       | 7                     |
| 6            | IED                          | 9                   | 10 No./80 kg          |               |                       | 4                     |
| 7            | Grenade                      | 4                   | 4 No                  |               |                       | 3                     |
| 8            | Sticks Indian Power Gel      | 1                   | 41 No                 |               |                       | 0                     |
| 9            | Neogel/Gelatine Sticks       | 5                   | 324 kg & 12.5 kg      |               |                       | 9                     |

|              |  |             |               |   |
|--------------|--|-------------|---------------|---|
| 10           | Pressure Cooker Bomb                     | 2           | 1 No. & 50 kg | 0 |
|              | <b>Arrests</b>                           |             |               |   |
| 1            | Maoists/Maoists Linkmen                  | 117         |               |   |
| 2            | Militants/Terrorists                     | 2           |               |   |
| 3            | NDFB Cadres/ Linkmen                     | 3           |               |   |
| 4            | Illegal Infiltrators (Foreigner)         | 39          |               |   |
| 5            | Karbi People Liberation Tiger (KPLT)     | 1           |               |   |
| 6            | PLFI                                     | 4           |               |   |
| 7            | Others Criminals/ Anti - Social Elements | 4594        |               |   |
| <b>TOTAL</b> |  | <b>4760</b> |               |   |

(Source: SSB)

### 8.75 Sports Achievements

- (a) 06 Sepak takraw players participated in the Asian Sepak takraw Championship held at Kunming, China from 10.06.2019 to 14.06.2019 and won 01 Gold Medal (Double Men event) & 01 Bronze Medal (Regu Women event).
- (b) Central SSB Taekwondo Team participated in the 2<sup>nd</sup> India Open International World Ranking Taekwondo Championship 2019 held at Hyderabad from 11.06.2019 to

16.06.2019 and won 01 Gold Medal.

- (c) 06 Sepak Takraw players of SSB participated in the Asian Beach Sepak Takraw Championship held at Qingdao, China from 8.07.2019 to 12.07. 2019 and won 03 Bronze Medals in team event.
- (d) 20 Sportspersons (12 Female & 08 Male) represented Indian Police Contingent in the XVIII World Police & Fire Games 2019 held at Chengdu, China from 08.08.2019 to 18.08. 2019 and won following medals in the event: -

| Sl. No | Event        | Gold      | Silver    | Bronze    | Total     |
|--------|--------------|-----------|-----------|-----------|-----------|
| 1      | Athletics    | 07        | 03        | 01        | 11        |
| 2      | Boxing       | 02        | 02        | -         | 04        |
| 3      | Judo         | 01        | -         | 01        | 02        |
| 4      | Wrestling    | 02        | 01        | -         | 03        |
| 5      | Shooting     | 01        | 01        | 02        | 04        |
| 6      | Taekwondo    | 02        | 03        | 01        | 06        |
|        | <b>Total</b> | <b>15</b> | <b>10</b> | <b>05</b> | <b>30</b> |

(Source: SSB)

(e) 01 Female CT/GD of SSB broke 03 records of World Police & Fire Games in the following categories: -

- |                           |   |           |
|---------------------------|---|-----------|
| i) 100 Mtr.               | - | 11.8 Sec  |
| ii) 200 Mtr               | - | 24.5 Sec  |
| iii) 4x100 Mtr Relay Race | - | 49.21 Sec |

(f) 11 Sepak Takraw players of SSB (Men - 06 & Women - 05) represented India in the 34<sup>th</sup> King's World Cup 2019 held at Bangkok (Thailand) from 24.08.2019 to 01.09. 2019 and won 01 Gold Medal in Regu Event Men.

(g) SSB Wushu player participated in the Shanghai Co-Operational Organization International Wushu Sanda Championship held at Langzhong Sichuan, China from 03.09.2019 to 09.09.2019 and won the Silver Medal.

(h) SSB Yoga player participated in the 9<sup>th</sup> Asian Yoga Sports Championship held at Yeosu, South Korea from 05.09.2019 to 08.09.2019 and won the Silver Medal.

(i) 02 Cyclists participated in the 6<sup>th</sup> Asian Cycling Track Championship 2019 held at Indira Gandhi Sports Complex, New Delhi from 09.09.2019 to 11.09.2019 and won 01 silver and 01 Bronze Medal.

(j) HC (GD) (F) Poonam was awarded cash Rewards of ₹ 14 lakh by Sh. Kiren Rijiju, Sports Minister for winning a Silver medal in the 15<sup>th</sup> World Wushu Championship held at Shanghai (China) from 17.10.2019 to 24.10.2019.

(k) Water Sports player of SSB represented India in International Canoeing Federation (ICF) Dragon Boat World Cup - 2019 held at Ningbo (China) from 31.10.2019 to 04.11.2019 and Won 01 Bronze Medal.

(l) 07 players (Football - 01, Handball - 01, Wushu - 04, Cycling - 01) of SSB Central Sports Team represented India in 13<sup>th</sup> South Asian Games Wushu Competition 2019 held at Pokhara, Kathmandu (Nepal) w.e.f 01.12.2019 to 10.12.2019 and won 06 Gold Medals (Football - 01 Gold, Handball - 01 Gold, Wushu - 04 Gold).

### Revised Recruitment Scheme of Constables in CAPFs

8.76 With effect from 2011-12 the recruitment of Constables in CAPFs & Assam Rifles has been revised in order to make the recruitment process fair, efficient, effective and transparent to reduce the scope of subjectivity by maximizing the use of technology in the recruitment process. The revised recruitment scheme of Constables in CAPFs & AR is as under: -

- a. The recruitment is carried out centrally by conducting a single combined examination for all the CAPFs & AR through Staff Selection Commission (SSC). Necessary assistance is being provided to candidates through telephone/ website/ mobile phone / SMS.
- b. As per Revised MoU for Constable (GD) Exam, 2018 signed by MHA and SSC, it has been decided to call applications through online mode only, from candidates all over the country and conduct examination in the Computer Based Examination Mode only. PST/PET are conducted by Nodal Force in respect of candidates shortlisted in Computer Based Examination and after declaring result in respect of candidates qualified in PST/PET, the candidates are to be called for Detailed Medical

Examination (DME). Accordingly, wide publicity through electronic Media are to be given in all parts of the country specially in LWE affected areas / J&K / NE States and Border areas so as to acquaint themselves with the examination criteria.

- c. The PET (Physical Efficiency Test) is now only qualifying in nature and does not carry any marks. Also, interviews have been discontinued.
- d. SOPs have been issued for all recruitments to bring transparency in the recruitment process.

8.77 With a view to provide more job opportunities to the youth of border and militancy-affected areas, allocation of vacancies is now made in the following manner: -

- a) 60% of the vacancies are allotted amongst States / UTs on the basis of population ratio.
- b) 20% of the vacancies in the Border Guarding Forces (viz.AR, BSF, ITBP and SSB) are allotted to the border districts, which fall within the responsibility of the Force.
- c) 20% of the vacancies in Border Guarding Forces (BGFs) are allotted to districts / areas affected by militancy i.e. J&K, North-Eastern States, and naxal-affected areas as notified by the Government from time to time.
- d) In Forces other than BGFs, 40% vacancies are allotted to militancy-affected areas i.e. J&K, North-Eastern States and naxal affected areas, as notified from time to time.
- e) In respect of those State(s) / Area(s) /

Region(s) where a very high number of percentage of vacancies remain unfilled after completion of the recruitment process through SSC, the Ministry of Home Affairs directs the Force concerned to hold Special Recruitment Rallies to fill the vacancies of that particular State(s) / Area(s) / Region(s) as per the recruitment scheme.

### **Air Support to CAPFs**

8.78 Border Security Force Air Wing under aegis of the Ministry of Home Affairs came into existence on 01.05.1969 to provide air support to CAPFs for casualty evacuations, air maintenance of Border Out Posts (BOPs) located at high altitude and inaccessible areas, provision of substantive air support to the troops engaged in Anti-Naxalite operations in Left Wing Extremism infested areas, conveyance of contingents for operational purposes, carry out tasks assigned during natural calamity, national crisis and air courier service of CAPFs personnel. It consists of two wings i.e. fixed wing and rotary wing. At present, the fleet comprises of 01 Embraer 135 BJ Executive Jet, 02 AVRO HS-748, 06 MI-17 1V, 08 Mi-17 V5, 06 ALH / Dhruv and 01 Cheetah helicopter.

### **Modernization of CAPFs**

8.79 CAPFs have been provided sufficient funds under General Provisioning Heads to procure weapons, equipment, clothing items, vehicles and other stores as per their operational requirements. CAPFs have spent ₹ 3070.20 crore under General provisioning budget heads during 2018-19. In 2019-20, CAPFs have been allotted ₹ 3315.37 crore in General Provisioning budget heads as per following distribution:



(₹ in crore)

| CAPFs        | BE 2019-20     |
|--------------|----------------|
| AR           | 393.90         |
| BSF          | 759.34         |
| CISF         | 170.22         |
| CRPF         | 1201.60        |
| ITBP         | 394.11         |
| NSG          | 158.83         |
| SSB          | 237.37         |
| <b>Total</b> | <b>3315.37</b> |

(Source:PM Division, MHA)

8.80 The focus areas of modernization programme of CAPFs are as under:

- Protective Equipment solutions
- Surveillance solutions
- Night Fighting dominance

- Better Firepower
- Non-lethal riot control equipment
- Foolproof Communication
- Battlefield Management System Training Aids: Miscellaneous Equipment

8.81 For enhancing operational efficiency of CAPFs, a Modernization Plan-III with a total outlay of ₹ 1053 crore is also under implementation for the period 2018-20, in addition to General Provisioning. Earlier, Modernization Plan for CAPFs was implemented during 2002-12 with an expenditure of ₹ 3499.09 crore against the total outlay of ₹ 4185 crore. Further, Modernisation Plan-II was implemented during 2012-18 with an expenditure of ₹ 726.60 crore against the total outlay of ₹ 11009.19 crore.

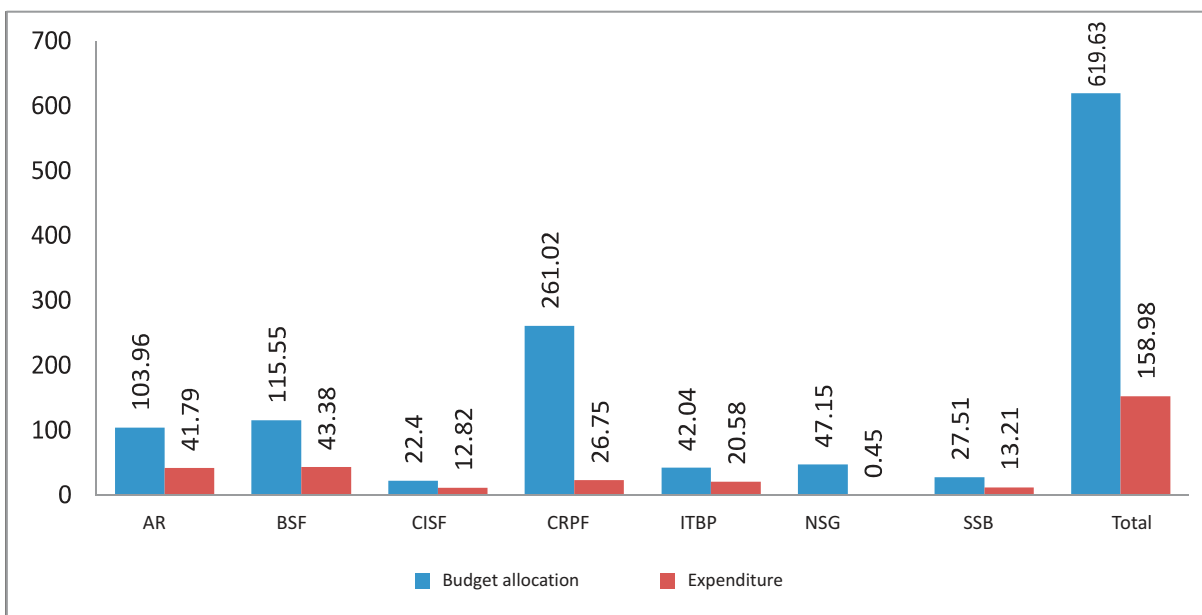
8.82 CAPF-wise sanctioned outlay, funds allocated and their utilization status under Modernization Plan-III are as under:

(₹ in crore)

| S.No | CAPFs        | Sanctioned outlay<br>(₹ in crore) | Total allocation<br>(2018-19 &<br>2019-20) (BE) | Total expenditure as<br>on 31.12.2019 |
|------|--------------|-----------------------------------|---|---------------------------------------|
| 1    | AR           | 140.78                            | 103.96  | 41.79                                 |
| 2    | BSF          | 282.47                            | 115.55  | 43.38                                 |
| 3    | CISF         | 104.35                            | 22.40   | 12.82                                 |
| 4    | CRPF         | 302.23                            | 261.02  | 26.75                                 |
| 5    | ITBP         | 102.02                            | 42.04   | 20.58                                 |
| 6    | NSG          | 49.22                             | 47.15   | 0.45                                  |
| 7    | SSB          | 71.93                             | 27.51   | 13.21                                 |
|      | <b>Total</b> | <b>1053.00</b>                    | <b>619.63</b>                                   | <b>158.98</b>                         |

(Source: PM Division, MHA)

(₹ in crore)



8.83 The major weapons and equipments procured by CAPFs under this Plan are Assault Rifles, Under Barrel Grenade Launcher, Hand Held Satellite Phone, BP Morcha, Hand Held Thermal Imager, Unmanned Aerial Vehicle, Composite Indoor Shooting Range, Mine protected Vehicles, Passive Night Vision Monocular, etc.

### Expenditure on Modernisation of CAPFs

8.84 In keeping with increasingly important and high risk roles being performed by the CAPFs in maintaining internal security and guarding the borders of the country, there has been corresponding increase in budget provisions as may be seen from figures of actual expenditure for the last 10 financial years given in the following table:

| Actual Expenditure on CAPFs during the period from 2010-2011 to 2019-20 (upto 31.12.2019) |         |          |         |          |         |        |         |          |
|---|---------|----------|---------|----------|---------|--------|---------|----------|
| (₹ in crore)  |         |          |         |          |         |        |         |          |
| Year  | AR      | BSF      | CISF    | CRPF     | ITBP    | NSG    | SSB     | TOTAL    |
| 2010-11   | 2814.79 | 7366.87  | 2780.44 | 8128.10  | 1862.35 | 491.77 | 1630.36 | 25074.68 |
| 2011-12   | 3207.91 | 8741.67  | 3382.72 | 9662.89  | 2208.09 | 578.59 | 2073.08 | 29854.95 |
| 2012-13   | 3359.83 | 9772.55  | 3967.95 | 11040.13 | 2917.85 | 541.77 | 2765.16 | 34365.24 |
| 2013-14   | 3651.21 | 10904.74 | 4401.49 | 11903.70 | 3346.94 | 536.70 | 2979.16 | 37723.94 |
| 2014-15   | 3802.23 | 12515.40 | 5037.52 | 13308.95 | 3686.84 | 573.46 | 3399.64 | 42288.04 |
| 2015-16   | 3804.59 | 12597.42 | 5045.52 | 13475.23 | 3669.35 | 581.49 | 3606.26 | 42779.86 |

|          |         |          |         |          |         |         |         |          |
|----------|---------|----------|---------|----------|---------|---------|---------|----------|
| 2016-17  | 4917.44 | 15574.77 | 7013.85 | 17328.26 | 5086.73 | 835.58  | 4619.46 | 55376.09 |
| 2017-18  | 5318.39 | 16968.28 | 7889.67 | 19517.83 | 5663.50 | 1131.68 | 5275.17 | 61764.52 |
| 2018-19  | 5899.67 | 19469.77 | 9220.91 | 23126.24 | 1190.72 | 1115.72 | 6050.39 | 7143.42  |
| 2019-20* | 4455.30 | 16539.52 | 8402.53 | 20551.67 | 5210.90 | 820.45  | 5179.98 | 60980.35 |

\* Exp as on 31.12.2019

(Source: PM Division, MHA)

## Development of Infrastructure

8.85 During 2019-20 (till 30.12.2019), ₹ 2394.27 crore has been sanctioned for construction of infrastructure and ₹ 634.27 crore for land acquisition for CAPFs.

8.86 The Government of India has recently enhanced the existing RHA for CAPF personnel deployed in the State of Jammu & Kashmir and LWE affected districts for Anti Naxal operations. The increase in allowance varies from ₹ 2987/- p.m. to ₹ 11,987/- for Officers and from ₹ 2231/- p.m. to ₹ 9831/- p.m. for Personnel Below Officer Rank (PBORs), depending on the areas of deployment.

## Welfare and Rehabilitation Board (WARB)

8.87 On 17.05.2007, a Welfare and Rehabilitation Board (WARB) was also established to provide an institutionalized mechanism to look into the welfare and rehabilitation requirements of CAPFs personnel. The task of the WARB initially is to lend an immediate helping hand to the dependents of the personnel dying in harness and those disabled by extending help to resolve personal problems relating to children's education, land/ property issues, serious medical problems, etc. At present, 06 Central Welfare Officers (CWO), 30 State Welfare Officers (SWO) and 155 District Welfare Officers (DWO) are functioning throughout the country for the welfare of CAPFs personnel.

8.88 A proposal to establish a three tier CAPF

and Assam Rifles Welfare Organization and Welfare Committees at the Centre, State and District level on the pattern of organizational set up of Kendriya Sainik Board (KSB), Ministry of Defence for the Welfare of ex-servicemen of Armed Forces is under process.

8.89 The CAPFs personnel are rendering valuable services in maintenance of internal security and guarding of international borders. Sometimes, while being a part of anti-terrorist / naxal combats or some other internal security operations, they could either lose a limb or even perform the supreme sacrifice and lay down their lives.

Considering these hard realities, CAPFs have raised their own contributory welfare schemes in addition to the scheme of the Government. Under these schemes, Welfare Fund, Relief Fund, Insurance Fund and Education Fund have been created. In addition to this, during the period 01.04.2019 to 31.12.2019, an amount of ₹ 48.08 crore has been sanctioned for payment of lump sum ex-gratia compensation to Next of Kin of deceased CAPFs & AR personnel.

## Central Police Forces Canteen System (CPFCS)

8.90 A Central Police Forces Canteen System (CPFCS) was introduced by the Government of India in September, 2006 to provide a wide range of consumer goods to the personnel of the CAPFs and Police Forces, including ex-personnel and

their families, at convenient locations at reasonable rates without compromising on quality. As on date, 119 Master Canteens and 1836 Subsidiary Canteens are functioning. Besides, efforts are being made to grant GST exemption to the CPFCS as has been done for Army Canteens.

8.91 The annual turnover of CPFC is on an increasing trend. The turnover for the financial year 2018-19 was ₹ 1845.26 crore as against ₹ 1530.31 crore for year 2017-18.

### **Prime Minister's Scholarship Scheme**

8.92 The CAPFs personnel, while performing their extremely tough duties, stay away from their families and are not in a position to fulfill their commitments. Their children get deprived of the requisite parental support. Considering this, Prime Minister's 'Merit Scholarship Scheme' has been introduced to encourage higher technical and professional education for the dependent wards and widows of Central Armed Police Forces & Assam Rifles (CAPFs & AR) personnel. Government has increased the existing rate of Scholarship from ₹ 2000/- pm to ₹ 2500/pm for boys and from ₹ 2250/- pm to ₹ 3000/- pm for girls from the academic year 2019-20. This scheme has further been extended for the dependent wards of Police personnel of various States/UTs who are martyred during Terror/Naxal attacks.

### **Medical Facilities for the personnel of CAPFs**

8.93 CAPFs personnel perform their duties in a difficult environment under tough circumstances whether at the borders, at high altitudes or where pitched against the naxals and terrorists in hostile surroundings. To meet these challenges, CAPFs personnel have to be mentally alert and physically fit. In order to ensure

physical and mental fitness of personnel of CAPFs and also to safeguard them from the onslaught of continuous stress and strain, which such adverse conditions pose upon them, the CAPFs have made available the following medical facilities for their personnel:-

- a) All CAPFs units have a Unit hospital with indoor facilities as its integral part. Each hospital has medical officers, nursing and paramedical staff and is equipped with required equipment.
- b) The medical facilities for CAPFs have been improved by establishing 33 fifty bedded Composite Hospital, 6 hundred bedded Composite Hospitals across the country and a 200 bedded Referral Hospital at Greater Noida (UP).
- c) Through these Composite Hospitals and Referral Hospital, the personnel are being provided specialized treatment.
- d) All CAPFs personnel can avail free treatment in any of the CAPFs Composite Hospitals, located across the country, irrespective of Force affiliations.
- e) Government has also sanctioned the establishment of Central Armed Police Forces Institute of Medical Science (CAPFIMS) along with 500-bed General Hospital, a 300-bed Super Speciality Hospital, a Nursing College and a School of Paramedics at Maidangarhi, New Delhi.
- f) On 01.03.2019 and 18.06.2019, Government had approved the creation of 1719 posts of Medical Officers and paramedic staff and abolition of 600 posts of various paramedic staff in the Battalions of CRPF, BSF, CISF and SSB



deployed in Jammu & Kashmir, Left Wing Extremism affected areas and North East Region as a Pilot Project, for augmentation/standardization of staffing strength of 10 and 20 bed Hospitals of Battalions of CRPF, BSF, CISF and SSB. Based on the performance of these 10 and 20 bed Hospitals and its impact on healthcare facilities especially in critical and urgent cases, the pilot project will be considered for further implementation based on the lessons learnt.

### **Representation of Women in CAPFs and Assam Rifles**

8.94 The Committee on Empowerment of Women (2010-11) in its Sixth Report (Fifteenth Lok Sabha) and Ninth Report have given recommendations on the subject 'Women in Paramilitary Forces'. The recommendations and comments contained in the above reports of the Committee have been examined and the action taken by the Ministry of Home Affairs has been furnished to the Committee.

8.95 A number of steps like re-orienting the training programmes to include topics like gender sensitization, combat training; re-orientation of syllabi; assigning operational duties to more and more women are being taken to bring the women police officers into the mainstream of policing. Following steps have been taken for welfare of women employees in CAPFs:

- a. All CAPFs are strictly following the guidelines of the Hon'ble Supreme Court in this regard and have set up the Complaints Committees. These Committees are headed by a Lady Officer of sufficiently senior rank. In the event of non-availability of a lady officer, senior

to the alleged perpetrator, the respective CAPF approaches MHA for detailment of chairperson from other organization.

- b. All CAPFs have already included the NGOs in the Complaint Committees to enquire into complaints of sexual harassment. They are associated with the enquiry into any complaints of sexual harassment. The disciplinary cases involving sexual harassment in Paramilitary forces are being monitored through periodic returns and meetings taken by senior officers of the Ministry with senior officers of the CAPFs alongwith other disciplinary matters to ensure their earliest conclusion.
- c. The programme on Gender Sensitization and its implications in Government services has already been conducted by all the CAPFs to educate its personnel and it has been made part of the Training Programme of Basic Training of various ranks and all In-Service Courses. In order to have a trained pool of Instructors for imparting Training on Gender Sensitivity, Training of Trainers is also conducted.
- d. Separate toilets for women employees have already been set up by all the Forces at static locations/premises on need basis. In other areas, where appropriate locations are not available, toilet facilities are made available to them by pitching of small tents with commode for the use of women employees. Since it is within the financial powers of respective Directors General to modify the vehicles, sufficient number of vehicles can/may be accordingly modified on requirement basis so as to provide mobile toilets

specially to meet the requirement of women personnel during movement from one place to another and picketing duties.

- e. 'Creches' and 'Day Care Centres' have been provided for by the CAPFs to women employees on need basis and separate budgetary allocation on a regular basis have been provided to CAPFs to cater to the establishment of crèche facilities.

- f. Considering the increased demand of women police in tackling law & order situation and also to raise the level of representation of women in the Force, Government has approved the raising of 2 Mahila battalions instead of 2 male Battalions during 2015-16 and 2016-17 in CRPF.
- g. The present strength of Women in CAPFs as on 31.12.2019 is as under:

| Force        | Total Strength   | Strength of Women |
|--------------|------------------|-------------------|
| CRPF         | 324340           | 8209              |
| BSF          | 265173           | 5215              |
| CISF         | 162541           | 8629              |
| ITBP         | 89567            | 2067              |
| SSB          | 97244            | 2056              |
| AR           | 65143            | 900               |
| <b>Total</b> | <b>10,04,008</b> | <b>27,076</b>     |

(Source: Police II Division)

### Deployment of Central Armed Police Forces

8.96 Central Armed Police Forces (CAPFs) are deployed to aid the State Governments and Union Territories in maintaining public order on their request. The deployment of these forces depends upon the overall security situation and the availability of the forces. These Forces have been playing a key role in the overall management of the internal security situation in the Country. They have also assisted in the conduct of free, fair and peaceful Assembly Elections, Bye-Elections in various States.

8.97 During the year, CAPFs were mobilized and deployed for Bye-Elections in various States (i.e Karnataka, West Bengal, Uttarakhand, Haryana, Goa, Tripura, Arunachal Pradesh,

Uttar Pradesh, Tamil Nadu, Odisha, Chhattisgarh, Rajasthan, Bihar, Kerala, Punjab, Odisha, Sikkim, Puducherry, Assam, Madhya Pradesh, Himachal Pradesh, Gujarat, Meghalaya, Telangana). A large number of Central Armed Police Forces/ State Armed Police / India Reserve Battalion/ Border Wing Home Guards have also been mobilized and deployed for General Election-2019 and Assembly Elections-2019, in Maharashtra, Haryana and Jharkhand.

8.98 During the year 2019-20 (upto 31.12.2019), the CAPFs also continued to assist the North-Eastern States, the LWE affected States and Union Territory of Jammu & Kashmir in combating terrorism and militancy. Additional CAPFs were also provided to the Union Territory

of Jammu & Kashmir for security arrangements during Shri Amaranth Ji Yatra, and to maintain the law and order situations as well as for securing the CI Grid.

8.99 CAPFs/ Rapid Actions Forces were also deployed in several States for maintaining peace and communal harmony as well as for law & order duties especially in the States of Arunachal Pradesh, Bihar, Gujarat, Jharkhand, Kerala, Karnataka, Maharashtra, Madhya Pradesh, Odisha, Punjab, Manipur, Telangana and Uttar Pradesh.

### **Raising of India Reserve Battalions in States**

8.100 A scheme for raising of India Reserve Battalions (IR Bns) in States was introduced in 1971, with a view to strengthening the capabilities of the States, and to reduce their dependence upon CAPFs to deal with various types of law & order and internal security situations.

8.101 Till date, 191 IR Bns have been sanctioned and 144 have been raised by the States. 40 IR Bns recently sanctioned between 2016 to 2018 are under raising. 8 Specialized India Reserve Bns (SIRB) have been converted into IR Bns vide MHA letter dated 27.08.2018.

8.102 The present funding pattern for IR Bns are :-

- i) The standard cost of raising of one IR Bn is ₹ 34.92 crore, with 75% of the amount (₹ 26.19 crore) to be reimbursed to the States as Grant-in-Aid by the Government of India and 25% of the amount to be borne by the States as their share.
- ii) In addition, Government of India will

reimburse 50% of the infrastructure cost of IR Bns, subject to a ceiling of ₹ 25.00 crore, based on actual. Land for the battalions is to be provided by the State Government free of cost.

- iii) Thus, total amount of ₹ 51.19 crore is to be reimbursed by the Government of India for one IR Bn.

8.103 In BE 2019-20, ₹ 80.00 crore has been allocated under Grants-in-Aid and ₹ 5.00 crore under Loan and Advances for reimbursement of raising cost of IR Bns. As on 31.12.2019, an amount ₹ 80.00 crore under Grants-in-Aid have been reimbursed/utilized to States. An amount ₹ 0.81 crore under Loan and Advances have been reimbursed/utilized to State

8.104 A scheme of Specialized India Reserve Battalion (SIRB) with engineering component was approved by the Government in 2011 with the aim that the SIRB will execute small development works like village road, schools, primary health centre, rural water supply etc. in LWE States.

8.105 At present there are 3 SIRB (Chhattisgarh - 02 and Madhya Pradesh - 01) which have been raised including Engineering components by the States.

8.106 In BE 2019-2020, ₹ 15.00 crore has been allocated under *grant-in-aid* for reimbursement of raising of SIRB. ₹ 15.00 crore has been reimbursed to the States as on 31.12.2019.

8.107 Government vide order dated 01.11.2019 has approved creation of 243 posts in CRPF for establishment of RAF Academy for Public Order (RAPO), Meerut (201 posts) and Institute of IED Management (IIM), Pune (42 posts) and abolition of 296 posts of Constable (GD) from 15 RAF Bns as matching savings.

\*\*\*\*\*

## BUREAU OF POLICE RESEARCH AND DEVELOPMENT (BPR&D)

9.1 Bureau of Police Research and Development (BPR&D) was set up on 28.08.1970 to identify the need and problems of police in the country. It is mandated to promote excellence and best practices by undertaking research and developing policies and practices for police, correctional administration, identifying technology for enhanced performance, capacity building of prison and police officers through training, formulating strategic vision to meet future challenges in policing and prison, fostering co-operation and co-ordination among States, Central Police and prison organizations.

### Charter of Duties

9.2 Study of various types of crime and problems of general nature affecting the police: -

- Trends and causes of various types of crime
- Crime Preventive Measures, their effectiveness and relationship with various forms of crime
- Improvement in the methods of investigation, utility and results of introducing Scientific Aids
- Assist research programmes in States/UTs, coordination of research projects

- Sponsor research projects in the areas of professional interest
- Organize All-India Police Science Congress and actively participate in and coordinate other national and international conferences and seminar
- Identify, promote and disseminate Best Practices and Standards to bring about Police Reforms uniformly in States/UTs
- Analyze and study Police and Prison Statistics and problems of general administration
- Assimilation and dissemination of information to the States/UTs in the field of Police and Correctional Administration
- Organize All India Prisons Duty Meet and All India Conference of Heads of Prisons
- Coordinate research studies conducted by Regional Institutes of Correctional Administration (RCAs) and other academic / research institutes for Correctional Administration

9.3 The Bureau, has under its control, six Institutes for capacity building and training on various subjects. Apart from training on a variety of subjects, these Institutes specialize in the following:



|   |   |  |
|---|---|--|
| a | Central Academy of Police Training, Bhopal (CAPT) | Basic training to directly recruited State Government officers in Prison Administration, Traffic Technologies and Management and Prosecution |
| b | Central Detective Training Institute, Chandigarh  | Organized Crime.   |
| c | Central Detective Training Institute, Hyderabad   | Centre for Police Information Technology & Cyber Crime.  |
| d | Central Detective Training Institute, Kolkata     | Community Policing with emphasis on Crime against Women, Children and Other Vulnerable Sections.   |
| e | Central Detective Training Institute, Ghaziabad   | Centre for Excellence of Counter Terrorism, Counter Insurgency and related issues.   |
| f | Central Detective Training Institute, Jaipur      | Training in Crime Investigation  |

9.4 The Bureau of Police Research and Development has 6 Divisions, namely, Administration Division; Special Police Division; Research and Correctional Administration Division; Training Division; Modernization Division and National Police Mission.

### Research Studies

9.5 So far, 285 research studies have been completed in the areas of law improvement, police resource management, police functioning, traffic, police public relationship, correctional administration, criminal justice system etc. 21 research projects and fellowships are ongoing. Their reports and recommendations have been communicated to the stakeholders for taking appropriate action.

### 9.6 Conferences/ Seminars/ Lectures/ Workshops

(a) The Anandswarup Gupta Memorial

Lecture - 2019 was organized on 15.11.2019 on the subject "Indian Police in the 21<sup>st</sup> Century - Policy Imperatives for National Security".

- (b) The Research and Correctional Administration Division organized biennial National Conference of Heads of Prisons of States/UTs at Bhopal, Madhya Pradesh on 26 - 27th February, 2019.
- (c) The Research and Correctional Administration Division organized the National Conference on Criminal Activities and Radicalization in Jails, Vulnerability of Inmates and Jails Staff and their Protection on 12 - 13th September, 2019 at BPR&D Headquarters, Mahipalpur, New Delhi.



**Shri G. Kishan Reddy, Hon'ble Minister of State for Home Affairs addressing the National Conference on Criminal Activities and Radicalization in Jails, Vulnerability of Inmates and Jails Staff and their Protection on 12.09.2019 at BPR&D Headquarters, Mahipalpur, New Delhi**

(Source: BPR&D)

(d) A three-days workshop for Master Trainers of Student Police Cadet (SPC) Programme was organized from 04.09.2019 to 06.09.2019. In all, 40 officers from States/UTs were trained

during the workshop. A measure of the success of the Programme can be gauged from the 11,705 schools that are running the SPC.



**DG, BPR&D addressing the workshop of Master Trainers under the Student Police Cadet Programme**

(Source: BPR&D)

(e) The Research and Correctional Administration Division organized the Conference on Positive Engagement of

Inmates in Prisons at Shimla, Himachal Pradesh on 18 - 19th September, 2019.



**Shri Jai Ram Thakur, Hon'ble Chief Minister of Himachal Pradesh is launching book, titled "HAR HAATH KO KAAM: A GAME CHANGER" during the Conference on 19.09.2019, at Shimla, Himachal Pradesh**

(Source: BPR&D)

(f) The Research and Correctional Administration Division organized the

47<sup>th</sup> All India Police Science Congress (AIPSC) at Lucknow, Uttar Pradesh on 28 - 29th November, 2019.



**Shri Amit Shah, Hon'ble Home Minister addressing the Valedictory Session of the 47<sup>th</sup> All India Police Science Congress on 29th November, 2019 at Lucknow, Uttar Pradesh**

(Source: BPR&D)



(g) The Research and Correctional Administration Division organized the 2<sup>nd</sup> National Conference on Uniformed Women in Prison Administration at Bhopal, Madhya Pradesh on 19-20th December, 2019



**Shri Nityanand Rai, Hon'ble Minister of State for Home Affairs addressing the Inaugural Session of the 2<sup>nd</sup> National Conference Uniformed Women in Prison Administration on 19th December, 2019, at Bhopal, Madhya Pradesh**

(Source: BPR&D)

(h) A conference of young SPs on Technology, Cyber Security, Financial Crimes and Social Media was chaired by Shri V H Deshmukh, ADG, BPR&D held on 29.11.2019 at BPR&D Headquarters, New Delhi.

**8<sup>th</sup> National Conference of Women in Police (NCWP)**

9.7 The 8<sup>th</sup> National Conference of Women in Police (NCWP) was organized by BPR&D in collaboration with Jharkhand Police at Ranchi on November 19-20, 2018. The conference was organized on the theme 'Empowered Work Spaces and Conducive Work Environment: Amidst Neo Policing Formats'.



**8<sup>th</sup> National Conference of Women in Police was inaugurated by the Hon'ble Chief Minister of Jharkhand on 09<sup>th</sup> November, 2018**

(Source: BPR&D)



9.8 BPR&D organized a National Level Seminar-cum-Exhibition on Anti-Drone Technology on 26.09.2019 at BPR&D HQrs., and Field Demonstration on 27.09.2019, at BSF Campus Bhondsi, Gurugram. The officers from the States/UTs Police/Central Armed Police Forces (CAPFs)/Central Police Organisations (CPOs) and other organizations were familiarised about the latest technologies available to control rogue drones. More than 130 delegates participated in the event. Manufacturers developers/suppliers etc. dealing with anti-drone equipment were invited through an Expression of Interest (EoI) to display and demonstrate their equipment in the event.

### **All India Citizens Survey of Police Services (AICSPS)**

9.9 The BPR&D has undertaken the first ever "All India Citizens Survey of Police Services (AICSPS)" through the National Council of Applied Economic Research (NCAER), New Delhi. Its objective is to supplement existing data from 1.2 lakh householders across the country on crime incidence and recording and to obtain data on safety perceptions and the extent of victimization. It will help assess the real incidence of crime, police preparedness and to formulate suitable policies and administrative issues.

### **Central Detective Training Institutes (CDTIs)**

9.10 At present, five Central Detective Training Institutes (CDTIs) are functioning under the aegis of BPR&D which are located at Chandigarh, Hyderabad, Kolkata, Ghaziabad and Jaipur. These Training Institutions are imparting training in Advanced Scientific Methods in Crime Investigation to the Officers of various States, CPOs, CAPFs and various

friendly foreign countries. During the period from 01.04.2018 to 31.03.2019, 347 courses were conducted in which 6,628 police personnel were trained. During 2019-20, 147 courses were conducted wherein 3,158 Police Officers have been trained until 31.12.2019.

### **Central Academy for Police Training (CAPT), Bhopal**

9.11 Central Academy for Police Training (CAPT), Bhopal provides basic training to directly recruited Dy. SPs of States and officers in, Prison Administration, Prosecution and Forensic Sciences. The construction work of CAPT at Bhopal was completed on 31.05.2018. This Academy is working in a paperless/e-office and zero waste manner.

### **Training**

9.12 During 2018-19, the CAPT, Bhopal has conducted 39 courses wherein 1,335 Officers have been trained and during 2019-20 (up to 31.12.2019), 60 courses were conducted wherein 1,486 Officers were trained.

### **Courses under the Homeland Security Dialogue/International Bilateral Training Programme**

9.13 During 2018-19 two courses, i.e. on (i) "Weapons of Mass Destruction Border Security and Interdiction (BSI)" under Defence Threat Reduction Agency (DTRA) was held in CAPT, Bhopal from 10<sup>th</sup> to 14<sup>th</sup> September, 2018 in which 23 Police Officers have participated and (ii) "Using the Internet as an Intelligence Tool" (INTINT) was held in Canadian Police College (CPC) Ottawa, Canada from 22 - 24<sup>th</sup> August, 2018 in which 07 Police Officers participated.

### **Courses on Women's Safety**

9.14 MHA has created a new division, namely, Women's Safety Division on 25.05.2018, to

comprehensively address the issues of Women's Safety. As per the direction of MHA, the States/UTs are required to train 5,000 Investigators and 1,000 Prosecutors and 700 officers (Trainers) on issues related to women's safety, particularly rape cases, in a holistic and time bound manner. The target is to be achieved by March, 2020. 79 Courses for Training of Investigators on Women's Safety were conducted during the year 2018-19 in which 2,117 Officers were trained, 16 courses for Training of Prosecutors on Women's Safety were conducted in which 81 officers were trained by the States/UTs and CDTIs. Similarly, during the year 2019-20 (up to 31.12.2019), 152 courses for Training of Investigators and Prosecutors on Women's Safety were conducted in which 4,054 Officers were trained by the States/UTs and CDTIs.

### **Foreign Training under Developing Specialist Investigator Scheme**

9.15 Under the Developing Specialist Investigator Scheme, MHA has also been imparting foreign training component under which toppers of these Courses held in India are provided foreign exposure. So far, during the year 2019-20, two batches have been sent to Singapore in which a total of 43 officers have participated.

### **DIRECTORATE OF FORENSIC SCIENCE SERVICES (DFSS)**

#### **About Directorate of Forensic Science Services (DFSS)**

9.16 The Directorate of Forensic Science Services (DFSS) under the MHA, Government of India (GoI) is the nodal agency for promotion and development of forensic science in the country. It was set up on December 31, 2002, and is committed to deliver state-of-the-art scientific

analysis and investigative services while maintaining the highest level of integrity, impartiality, and professionalism.

### **Central Forensic Science Laboratories**

9.17 MHA has set up 6 Central Forensic Science Laboratories (CFSLs) under the aegis of Directorate of Forensic Science Services. These are situated at Bhopal (Madhya Pradesh), Chandigarh, Guwahati (Assam), Hyderabad (Telangana), Pune (Maharashtra) and Kolkata (West Bengal).

9.18 CFSLs have an independent role to undertake Research and Development (R&D) activities in forensic sciences, adopt the latest developments in basic sciences for forensic analysis and disseminate this information to the other Forensic Science Laboratories. In addition, the CFSLs have also been mandated to carry out the forensic analysis of crime exhibits in following cases:

- (a) All Central Government cases
- (b) Cases from the States which do not have any forensic set up
- (c) Cases referred by the courts of law
- (d) Highly sophisticated cases referred by the State laboratories for which expertise does not exist with the State
- (e) Cases referred by neighbouring countries

9.19 **Jurisdiction of the CFSLs:** Vide Gazette Notification dated July 26, 2013, six CFSLs have been allocated the following States/UTs: -

- CFSL, Bhopal: Madhya Pradesh, Uttar Pradesh, Rajasthan, Chhattisgarh.
- CFSL, Pune: Maharashtra, Gujarat, Goa, Daman & Diu and Dadra & Nagar Haveli.
- CFSL, Guwahati: Assam, Manipur, Mizoram, Meghalaya, Sikkim, Nagaland,

Arunachal Pradesh, Tripura.

- CFSL, Kolkata: Odisha, Bihar, Jharkhand, West Bengal, Andaman & Nicobar Islands.
- CFSL, Hyderabad: Andhra Pradesh, Tamil Nadu, Kerala, Lakshadweep, Karnataka, Puducherry.
- CFSL, Chandigarh: Jammu & Kashmir, Ladakh, Punjab, Himachal Pradesh, Chandigarh, Uttarakhand, Delhi and Haryana.

9.20 However, CFSLs may accept cases from any State/UTs.

9.21 The charter of duties of DFSS and CFSLs is as follows: -

- (a) To provide high quality and on time Forensic Services to Criminal Justice Delivery System
- (b) To develop new technologies and create new scientific knowledge to assist the Criminal Justice System
- (c) To encourage research & development
- (d) To establish linkages with National and International Scientific, Technical and Forensic Institutions and Universities
- (e) To promote Quality Assurance and Quality Control in Forensic Testing
- (f) To disseminate and promote knowledge in the field of application of Science & Technology
- (g) To formulate Plans and Policies to promote capacity building in Forensic Science
- (h) To develop national database on various forensic indices
- (i) To promote excellence in Forensic

Services and R&D by instituting awards and incentive programmes

- (j) To assist and advice the Central and State Governments in all Forensic Science matters

### New Disciplines of CFSLs

9.22 The CFSLs under DFSS are organized into seven disciplines viz. Biology, Physics, Chemistry, Explosives, Toxicology, Documents and Ballistics. Apart from conventional Divisions, the following new Divisions have been established/are being established in the six CFSLs of DFSS: -

- (a) **Digital Forensic Division** (Forensic Electronics): This Division will undertake the Forensic Analysis of Cyber Crimes, Computer Crimes, Mobile Phone Forensics, GPS Forensics, Internet Forensics, Malware Forensics, Hardware Forensics, Audio Video Authentications and Image Processing.
- (b) **Forensic Deoxyribonucleic Acid (DNA) Division**: This Division will undertake the examination of sexual assaults and rape cases, Mitochondrial DNA, paternity disputes, cases related to Disaster Victim Identification, Autosomal DNA analysis and identification of missing persons.
- (c) **Forensic Engineering Division**: This Division will undertake the examination of large insurance frauds, industrial fires and arsons, examination of spurious building materials, examination of man-made and natural road/rail accidents, plane crash, boat crash etc.
- (d) **Narcotics Drug Division**: This Division will undertake all types of cases related

with Narcotic Drugs & Psychotropic Substances.

- (e) **Forensic Intelligence Division:** This Division will undertake all types of preventive or proactive forensic works, all types of work related to creation of forensic database in the fields of ink, textile fibre, automotive paints and polymers, voice prints, firearms database, DNA profile database.
- (f) **Forensic Psychology Division:** This Division will undertake all types of Psychological Investigations through Polygraph test, Brain Fingerprinting, invasive and non- invasive cognitive responses.

9.23 In addition to the above, new technologies have been acquired by the laboratories of CFSL through in-house capabilities in DNA Analysis, Computer Forensics, Audio-Video Authentication, Speaker Identification, Shooter Identification using SEM-EDXA, Automatic Firearm/Ammunition Database Identification System, CCTV Footage Analysis etc.

#### 9.24 Other Achievements

- (a) **Case Examination Work:** From 01.04.2019 to 31.12.2019, six CFSLs under DFSS, MHA have examined 7,735 crime cases with 1,80,378 exhibits. These laboratories examine cases which are of comparatively higher complexity that require expert professional opinion and enhanced standards of diligence.
- (b) **Review and Finalisation of SoPs and Working Procedure Manuals:** The Standard Operating Procedures (SOPs) in the following disciplines have been

prepared and finalised by DFSS for uniform reporting:

|                  |                                    |
|------------------|------------------------------------|
| • Biology        | • Computer Forensics               |
| • DNA            | • Audio -Video Tape Authentication |
| • Document       | • Mobile Forensics                 |
| • Chemistry      | • Image Processing                 |
| • Narcotic Drugs | • Ballistics                       |
| • Physics        | • Psychology                       |
| • Toxicology     |                                    |
| • Explosives     |                                    |

- (c) **Court Evidence:** The experts/scientists of the six CFSLs tendered 715 Court evidences in various Courts of Law during the period between 01.04.2019 to 31.12.2019.
- (d) **Scene of Crime:** The experts/scientists of CFSLs attended 53 Crime Scenes during the period.
- (e) **Authorisation to DFSS for Procurement of Standard Reference Material (SRMs) for Narcotic Drugs for CFSLs and SFSLs:** DFSS has been mandated in Rule 67(B) of The Narcotic Drugs and Psychotropic Substances Rules, 1985 to procure, impact and supply standard reference material for drug testing by State and Central Forensic Laboratories. Thus will contrivable to better symptoms for forensic testing of new and emerging Narcotic Drugs and Psychotropic Substances. A gazette notification for this amendment in Rules has been issued by the Government on 25<sup>th</sup> July, 2019.
- (f) **Training Programmes attended and conducted:** During the period 01.04.2019 to 31.12.2019, scientists of six CFSLs



attended 30 induction training programmes organized by various law enforcement and other agencies such as the National Accreditation Board for Testing and Calibration Laboratories (NABL), National Institute of Criminology & Forensic Science (NICFS), Currency Note Press Nasik, National Crime Records Bureau (NCRB) and Instrumental training for upgrading their technological knowledge and skills. Apart from the above, experts of the CFSLs imparted training/delivered lectures in 61 training programmes/workshops which were attended by various levels of officers, officials and scientists.

- (g) **Preparation of Guidelines for collection, preservation & transportation of forensic evidence in sexual assault cases for Investigation Officers and Medical Officers:** CFSL Chandigarh under DFSS, MHA has prepared guidelines for collection, preservation and transportation of forensic evidence in sexual assault cases for Investigation Officers and Medical Officers.

- (h) **Sexual Assault Evidence Collection Kit (SAEC Kit):** DFSS prepared and finalized the specifications for Sexual Assault Evidence Collection Kit (SAEC Kit) and the SAEC kits are now available on Government eMarketplace (GeM). A total of 3,120 SAEC kits were distributed by MHA to all States/UTs for orientation under the Nirbhaya Fund. Procurement of SAEC kits for distribution to States/UTs has been commenced.

#### **Establishment of New CFSLs at Pune, Bhopal and Assam and Modernization of Existing CFSLs (at Chandigarh, Hyderabad and Kolkata)**

9.25 This is an ongoing project of the Directorate vide which construction and shifting work of two CFSLs of Bhopal and Assam has been completed. 96% construction work of Pune building has also been completed. Until June, 2019, equipment worth ₹ 12.92 crore has also been installed. In the current financial year (FY) 2019-20, the following equipments have been procured at a cost of ₹ 12.92 crore for CFSLs:

| S.No. | Equipment/Machinery Procured                  | Quantity |
|-------|---|----------|
| 1.    | High Resolution Spectral Comparator           | 03       |
| 2.    | Automated DNA Extraction System               | 06       |
| 3.    | Genetic Analyzer                              | 06       |
| 4.    | Gas Chromatography-Mass Spectrometry          | 06       |
| 5.    | Gas Chromatography                            | 06       |
| 6.    | High Performance Liquid Chromatography        | 06       |
| 7.    | Fourier Transform Infra-Red Spectrophotometer | 06       |
| 8.    | UltraViolet Visible Spectrophotometer         | 06       |

## State-of-the-Art DNA Laboratory at Chandigarh

9.26 MHA has approved the setting up of Sakhi Suraksha Advanced DNA Forensic Laboratory at CFSL, Chandigarh, with a

financial outlay of ₹ 99.76 crore under Nirbhaya Fund. The state-of-the-art Forensic Laboratory with advanced infrastructure and equipment has been operationalised on 23rd December, 2019.



**Modern Genetic Analyzers deployed in the state-of-the-art DNA analysis facility in CFSL Chandigarh**

(Source: CFSL Chandigarh)



**Release of Working Procedure Manuals in Biology & DNA by Hon'ble Union Minister of State for Home Affairs, Shri Nityanand Rai**

(Source: CFSL Chandigarh)

9.27 Under this Advanced Forensic DNA Laboratory, four units have been established: (1) Sexual Assault; (2) Paternity Unit; (3) Human Identification Unit; (4) Mitochondrial Unit. These units are equipped with the latest infrastructure and increased automation for faster disposal of cases. Major technology upgrade is included for installation of Digital Autoclaves, Bio-incubators, Tissue Lyzers, Auto-extraction equipment, Gel Documentation Systems, Real-Time Polymerised Chain Reaction, Thermal Cyclers, DNA Sequencers as well as a robust software for statistical analysis and data management.

9.28 The newly established Advanced Forensic DNA laboratory is ready to meet the demand for more admissible, accurate and powerful forensic proof in the cases of crime against women and children. It is expected that the case disposal capacity of the lab will increase from the current 250 cases/1,250 exhibits per year to 2,000 cases/10,000 exhibits per year, which will increase the output and plug the gap in the Northern Region of the country.

### **Establishment of National Cyber Forensic Laboratory (E), Hyderabad**

9.29 Under Cyber Crime Prevention against Women and Children Scheme (CCPWC), a scheme viz. setting up of National Cyber Forensic Laboratory at Hyderabad has been approved by GoI with a financial outlay of ₹ 37.66 crore. Setting up of the laboratory is a part of Cyber Crime Prevention against Women and Children Scheme of GoI. To kick start the activity, financial sanction to the tune of ₹ 23.61 crore

has already been issued by MHA for physical infrastructure development and procurement of minor equipment. 24 Forensic Professionals (on contract basis) have already been engaged through FACT and FACT Plus.

### **Modernisation of State Forensic Science Laboratories:**

9.30 As per charter of duties of DFSS, it is continuously providing technical support to State FSLs in establishment/strengthening of various new and existing Divisions, accreditation, providing SOPs, technology transfer etc. Apart from this, during the period, DFSS evaluated proposals submitted by 13 States under Nirbhaya Fund for establishment/strengthening of Cyber and DNA Divisions. Accordingly, MHA has allocated appropriate funds to these States under Nirbhaya Scheme for the purpose. DFSS is also coordinating and monitoring the progress of these states.

### **International Technical Cooperation**

9.31 As per charter of duties, DFSS also regularly imparted technical cooperation to State FSLs as well as forensic laboratories in other countries. During the year, three experts, viz., Sh. R. Suresh, Assistant Director, Sh. E. Sai Prasad, Assistant Director and Dr. Shivani Sharma, Jr. Scientific Officers of CFSLs visited Sao Paulo, Brazil and Colombo, Sri Lanka and attended meetings of INTERPOL on Digital Forensics and Ballistics.

9.32 Further, Dr S. K. Jain, Director-cum-Chief Forensic Scientist, DFSS and Sh. M. C. Joshi, Dy. Director, CFSL Chandigarh nominated and attended the 1<sup>st</sup> Preparatory



Meeting of the Expert Working Group on 7<sup>th</sup> Shanghai Cooperation Organisation, held at Ashoka Hotel, New Delhi from September 17-18, 2019.

## CENTRAL FORENSIC SCIENCE LABORATORY (CBI), NEW DELHI

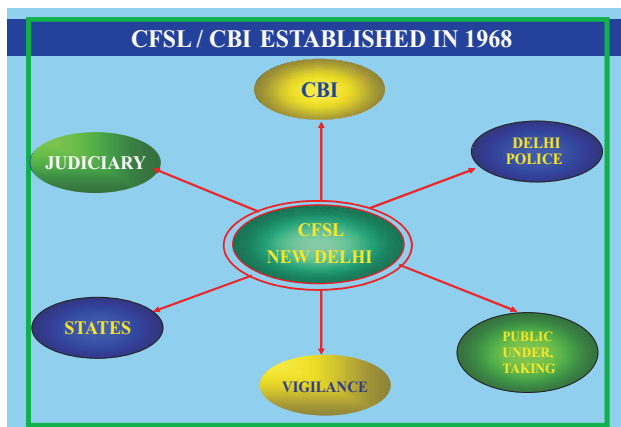
### INTRODUCTION

9.33 The Central Forensic Science Laboratory, (CBI) New Delhi was established in the year 1968 as a scientific department to provide scientific support and services to the investigation of crime. The Laboratory is located at CGO Complex, Lodhi Road, New Delhi. Besides this, the CFSL has a Scientific Aids Unit located at CBI Branch in Chennai and Mumbai.

### JURISDICTION

9.34 CFSL, CBI, New Delhi is a scientific department under the administrative control of CBI and overall control of MHA. CFSL undertakes the scientific analysis of crime exhibits referred by CBI, Delhi Police, Judiciary and Vigilance Departments of Ministries & Undertakings & State/Central Government Departments. The experts of CFSL examine the exhibits forwarded by the Investigating Agencies and render expert opinion and substantiate their opinions in the Court of Law through court testimony and evidence. Services of the scientific experts of this Laboratory are also utilized at the scene of crime throughout India by CBI for detection of physical clues. Scientists/experts also impart training to the CBI Officers and to the new recruits of State and Central forensic science laboratories. The laboratory also undertakes

R&D work related to skill developments in forensic science.



### COURT ATTENDANCE AND SCENE OF CRIME VISITS

9.35 The Laboratory scientists rendered expert testimony in 600 cases in Courts in Delhi and other parts of India and examined 191 scenes of crimes at Delhi and outside for scientific investigation of crimes.

### CASE STATISTICS

#### 9.36 CASE STATISTICS FOR THE YEAR 2019-20 (upto 31.12.2019)

1. Cases pending as on 01.01.2019 : 1193
2. Cases received from 01.01.2019 to 31.12.2019 : 1933

#### 9.37 CASES REPORTED DURING THE YEAR 2019-20 (upto 31.12.2019)

|                 |          |             |
|-----------------|----------|-------------|
| 1. CBI          | -        | 1069        |
| 2. Delhi Police | -        | 451         |
| 3. Others       | -        | 460         |
| <b>Total</b>    | <b>-</b> | <b>1980</b> |



## CASES PENDING

As on 31.12.2019 - 1146

## LATEST IMPORTANT EQUIPMENTS PROCURED

9.38 During the year 2019, latest instruments, namely, Elemental Composition Comparator Based on LASER Induced Breakdown Spectroscopy (ECCO-2), 03 Video Spectral Comparator – 8000, Digital Cold Room & UV-VISIBLE Spectrophotometer have been purchased and installed in various divisions of CFSL (CBI) New Delhi.

## INITIATIVE TOWARDS QUALITY ASSURANCE

9.39 The CFSL, CBI, New Delhi is committed to quality work for all its functional disciplines. The CFSL (CBI), New Delhi has been accredited by NABL under the Department of Science & Technology, GoI, New Delhi as per Quality System conforming to ISO IEC 17025 and NABL 113. The Laboratory has prepared Comprehensive Quality Manual and Working Procedures Manuals for analytical and scientific tests to be carried out in respect of varieties of crime exhibits referred to each of its Division. During the year, congruency checks were made in 1,086 cases (approximately). The Quality Manual was revised as per the requirement of NABL. The new standard performance i.e. ISO IEC 17025 – 2005 has been introduced in the laboratory. The instruments used for analysis work of the crime exhibits have been calibrated through NABL accredited agencies. Internal auditing was carried out by nominated internal auditors in all the divisions of CFSL to check the quality system, laboratory

management as well as the documentation processes. Awareness drive was also carried out in the laboratory about the ongoing quality assurance programme. The laboratory is committed to adhere strictly to its quality policy to provide Assured Quality Services of certified standards to the public as well as to the Investigating Agencies and Judiciaries in order to deduce effective remedial solutions of the intricacies related to forensic investigation of crime cases of any type and proper dispensation of justice.

## EXISTING EXAMINATION FACILITIES

9.40 The CFSL (CBI), New Delhi has 11 fully equipped Divisions which are providing forensic support services to the various Investigating Agencies in scientific analysis of exhibits and collection/detection of relevant physical clues from scenes of crime. These are Ballistics, Biology & DNA Profiling Unit, Chemistry, Documents, Finger Print, Forensic Psychology, Photo, Physics, Serology, Computer Forensics and Scientific Aid Unit.



9.41 The scientists of the laboratory are put to rigorous trainings to upgrade their forensic skills and to induct innovative technologies in the field of Forensic Science.

## **LOKNAYAK JAYAPRAKASH NARAYAN NATIONAL INSTITUTE OF CRIMINOLOGY AND FORENSIC SCIENCE (LNJNNICFS)**

9.42 The Institute was established in 1972 for training of senior officers of the criminal justice system. Since inception, 46,342 officers from Police and Civil Administration, Prosecution, Judiciary, Correctional Administration, Customs, Defence Forces, Banks and Forensic Science Laboratories from India and around 18 foreign countries have attended various orientation and specialized courses at the Institute.

### **Teaching, Training and Research**

9.43 During 2019-20, this Institute has so far organized 113 Training Courses for a total of 2,312 trainees (till 31.12.2019) drawn from Police, Judiciary, Prosecution, Correctional Administration, Defence Services, FSLs etc., which include 6 foreign trainees (from Nepal) as well. In the year, 2018-19, 2,518 officers from various parts of India and 20 foreign officers participated in 91 Courses / Training programmes in Criminology and Forensic Science.

#### **(a) Post Graduate Courses**

The Institute offers MA/M.Sc. courses in Criminology and Forensic Science in affiliation with the Guru Gobind Singh Indraprastha University (GGSIPU) since 2004.

Syllabi for both M.A. Criminology and M.Sc. Forensic Science have since been revised recently, with emphasis on it being a unique blend of theoretical and practical inputs. It has been upgraded to enlighten the students about the use of technology. A new component of

research competency has also been added to it.

The M.A./M.Sc. teaching of the Institute is inspected every year by a joint team of the Government of NCT of Delhi (GNCTD) and GGSIPU.

The Institute is a 'Category A' Institute, and is NAAC Accredited.

#### **(b) PG Diploma Courses and other training programmes**

3 new full-time PG Diploma Courses of one-year duration in (i) Cyber Crimes & Law, (ii) Security Management and (iii) Victimology & Victim Assistance have been commenced from the current academic year under affiliation with GGSIPU.

Besides the regular training programmes, new courses on (i) 'Information Security & Cyber Forensics for Beginners' and (ii) Mobile Forensics were commenced from this year, under the Digital Forensics Division. A new Certificate Course in 'Forensic Audio, Forensic Photography & Video Technology' has been commenced by the Forensic Physics Division. Besides, new Workshops on 'Emerging Challenges in Forensic Ballistics' and 'Emerging Challenges in Forensic Document Examination' have been commenced by the Ballistics and Documents Divisions respectively.

#### **(c) ToT Courses on Forensic Examination in Sexual Assault Cases**

A new Training of Trainers (ToT) Course on 'Forensic Examination in Sexual Assault Cases' for Investigating Officers, Prosecuting Officers and Medical Officers has been commenced in the current year, at the behest of MHA, with a target of 1,000 officers to be trained during this year under these ToT programmes.

### **Forensic Psychology Aptitude and Calibre Test (F-PACT 2019)**

9.44 As per the directions of MHA, LNJN NICFS is conducting an All-India Online Test, namely Forensic Psychology Aptitude & Calibre Test (F-PACT and F-PACT Plus 2019), with the objective of benchmarking graduates and professionals in Forensic Psychology, in association with National Institute of Electronics and Information Technology (NIELIT). The Online Examination was conducted successfully on 24.11.2019. Results of qualified candidates were declared on 30.11.2019. The certificates for all qualified F-PACT 2019 candidates have been issued on 16.12.2019.

### **Initiatives**

9.45 As approved by MHA, the construction of a new Hostel Block with 80 rooms for Faculty, a new 6-storey Library Block, and new residential houses for Officers/Staff of the Institute is in the final stage. The NBCC, which is executing these projects, is expected to finalise the construction and hand over the new premises to the Institute soon.

### **NICFS Scholarships**

9.46 NICFS started the scheme for award of scholarships for the students of M.A. Criminology and M.Sc. Forensic Science from 2016-17 with the approval of MHA. In the year 2018-19, 08 students each in M.A. Criminology and M.Sc. Forensic Science were granted merit scholarships, while 08 students in M.A. Criminology and 16 students in M.Sc. Forensic Science were granted Book Grants.

### **Rashtriya Ekta Diwas**

9.47 LNJN NICFS observed the '*Rashtriya Ekta Diwas*' (National Unity Day) on 31.10.2019, which provides an opportunity to reaffirm the inherent strength and resilience of our nation to

withstand the actual and potential threats to the unity, integrity and security of our nation. The pledge was administered by Shri Y. M. Upadhyay, DIG (Admn).

### **Swachhta Pakhwada/Hindi Pakhwara**

9.48 NICFS organized a Swachhata Abhiyan/Cleanliness Drive on 02.10.2019. The cleanliness campaign included a cleanliness drive at the workplace and surrounding areas. Prizes were also distributed to the *Safaiwalas*/ Sweepers during the celebrations.

9.49 The Hindi Pakhwara was organised at the Institute from 14<sup>th</sup> to 29<sup>th</sup> September, 2019 to promote the use of *Rajbhasha* (Hindi) amongst the employees and students of the Institute. It included various competitions like essay writing, speech etc. Cash Prizes were also distributed to the winners of the competitions organized during the period of Hindi Pakhwada.

### **International Yoga Day**

9.50 LNJN NICFS organised a Yoga Class by Yog Vigyan Sansthan, Delhi for its employees, students and trainees on the occasion of International Yoga Day on 21.06.2019.

### **2-Day National Workshop on 'Strengthening of Forensic Capabilities in India'**

9.51 A two-day National Workshop on 'Strengthening of Forensic Capabilities in India' was organised by LNJN NICFS from 15th - 16th October, 2019. The Workshop was inaugurated by Hon'ble Union Home Secretary, Shri Ajay Kumar Bhalla, in which more than 50 Delegates, comprising of eminent educationists and practitioners in Forensic Science, Senior Police Officers, and Medico-Legal Experts participated.





**Sh. Ajay Kumar Bhalla, Union Home Secretary inaugurating the 2-days National Workshop on 'Strengthening of Forensic Capabilities in India'**

(Source: NICFS)

## **DIRECTORATE OF COORDINATION POLICE WIRELESS (DCPW)**

9.52 As a nodal agency for coordinating various police communication services in the country, Directorate of Coordination Police Wireless (DCPW) performs various activities as a Technical Adviser to MHA and State/Central Police Organizations in all Police Communication related matters. In addition to providing communication facilities for exchange of messages among State/Central Police Organizations and the MHA offices, the Directorate also holds the responsibility of the Central Distributing Authority (CDA) for cryptographic documents and devices being used by State Police Radio Organizations.

### **Maintenance and Communication Wing**

9.53 The Directorate is maintaining Police Communication Network with its Headquarters

in New Delhi and Inter State Police Wireless (ISPW) stations spread across the country at State/UT Capitals for exchange of messages pertaining to law and order, VVIP/VIP movements etc. A total traffic of about 8 lakh messages is cleared annually. The communication facilities of all ISPW Stations Network are also utilized for handling emergency messages during natural calamities and other exigencies.

### **Satellite Based Communication Network**

9.54 DCPW maintains a Satellite based Communication Network (POLNET) between the National Capital Delhi and ISPW at each State/UT Capital, State Police Organizations up to District level and locations of CAPFs.

9.55 The Satellite based Communication Network consists of Very Small Aperture Terminals (VSAT) at remote sites and POLNET



HUB in New Delhi. The network operates on C-Band Transponder of 36 MHz bandwidth of GSAT 17 satellite. The Network has been functioning since 2004. At present the network has been based on ISBN and DVB-S technology and being utilised to its capacity by DCPW, State/UT Police Organizations and CAPFs. DCPW is in advance stage to upgrade and augment the satellite based communication network by incorporating Digital Video Broadcasting-Satellite Version 2 (DVB-S2) with Multi Frequency Time Division Multiple Access (MFTDMA) technology for better efficiency and optimal use of spectrum. The tender for Up-gradation of this Satellite Based Communication Network has been awarded and the installation of the new system is being done at a fast pace. The Installation and Commissioning of the network is expected to be accomplished in the current financial year. This new network shall be able to provide services viz. Data, Voice and Video to the remotest parts of the country like Leh, North Eastern (NE) regions and Islands of Andaman & Nicobar as well as Lakshadweep, from any other part of the country.

### **Strengthening of High Frequency (HF) Communication**

9.56 DCPW is in the process of strengthening its national level HF communication network by adopting the latest technologies to provide services at the time of emergency/disasters as an alternate mode of communication from its ISPW stations located at States/UTs Capitals throughout the country. For this purpose, procurement of forty 100 W Digital HF Set for installation and rugged laptop has been made at

all ISPW Stations & DCPW HQ under the Umbrella Scheme of “Modernization of Police Forces (MPF).”

### **Monitoring of Radio Networks in the Country**

9.57 MHA has assigned to DCPW the role of monitoring the terrestrial Police Radio networks i.e. HF, VHF & UHF to detect and minimize the Radio Communication Security breaches. The specification of required latest monitoring equipment has been made and further process to implement this task is under process.

### **Coordination Wing**

9.58 DCPW is a member of the Standing Advisory Committee on Frequency Allocation (SACFA) of the Ministry of Communications. The Directorate is actively involved in formulation/revision of the National Frequency Allocation Plan. The Directorate is coordinating with Wireless Planning and Coordination (WPC) Wing of the Ministry of Communications to resolve the issues regarding the requirements of Radio Frequency Spectrum for the Radio Communication Networks of the States/UT police and CAPFs.

9.59 DCPW coordinated with MHA & Department of Telecommunications (DoT) and distributed 496 INMARSAT Satellite Phones free of cost to user CAPF organizations through Universal Services Obligation Fund (USOF) of DoT after failure of Digital Satellite Phone Terminal (DSPT) Services with subsidized call charges @ ₹ 1 per minute for the *jawans* deployed at the most critical locations to communicate with their families back home as a welfare measure, where no other modes of communication are available.

9.60 The GSAT-06 Satellite has been launched to provide Mobile Satellite Services (MSS) through 5 spot beams covering the country. The remote Satcom Terminals shall operate in S-Band whereas HUB shall communicate with satellite in C-Band. MHA has been allocated 25% of GSAT-06 Satellite resources for use of CAPFs, State Police and other organizations of MHA.

9.61 DCPW shall be installing the GSAT-06 Hub for the network having a total of 2,367 GSAT-06 satellite terminals in the first phase. The break-up of the terminals is 200 Manpack Satcom Terminal (MST), 1,367 Handheld Satcom Terminal (HST) and 800 Satcom Messaging Terminal (SMT).

### **Cipher Wing**

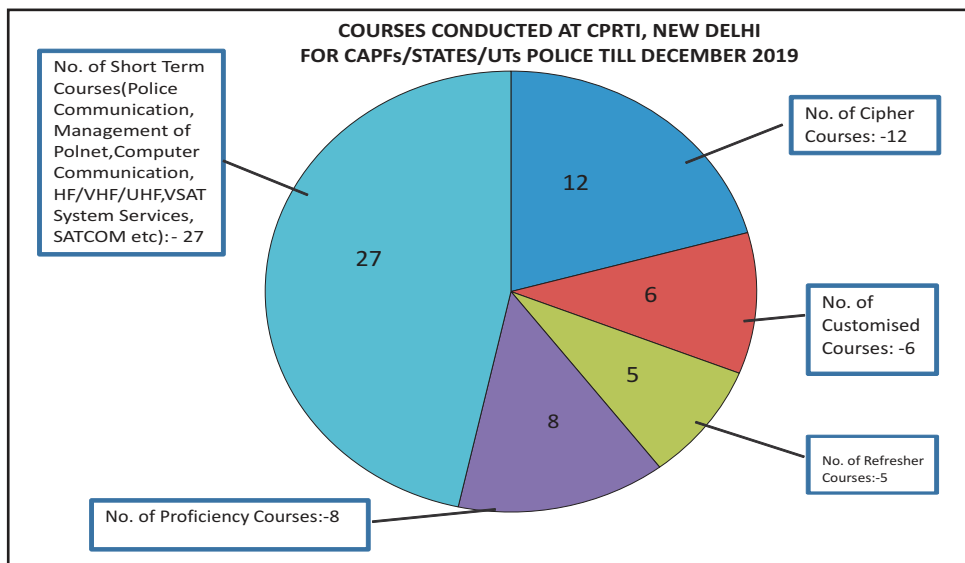
9.62 Cipher Wing of DCPW provides clearance of Classified Messages and Maintaining Inter-State Secure Communication. The role of Central Distributing Authority (CDA) is to receive the Cipher Documents/Devices and to distribute to State/UT Police organizations and ISPW Stations for facilitating secure communication using Crypto systems. Training to officers/ personnel of CAPFs and State Police Radio Organizations on all aspects of Cryptography has also been imparted by Cipher Wing at Central Police Radio Training Institute (CPRTI), DCPW. A total of 246 personnel were trained in 24 Training Programme till 31.12.2019. A P.C. based Cipher System has been inducted in the DCPW Crypto Communication network and the system has been inducted in 30 State/UT Police organisations.

### **Training and Human Resource Development**

9.63 The Central Police Radio Training

Institute (CPRTI), New Delhi, is a premier Institute of DCPW under MHA, established in the year 1971 with a vision to train the Police fraternity of the country in the field of Police Communication. CPRTI conducts regular courses for senior-level and middle-level Police Officers in the field of Police Communication, to acquaint the officers with modern Police Communication Systems and Techniques. Proficiency level and Skill Development Courses are conducted for the working staff to promote their efficiency and skills. Training of Trainers and Special Courses are conducted for officers/staff of States/UTs Police and CAPFs to train their staff at their respective places/institutions. Apart from this, courses are also conducted for DCPW officers and staff as per the needs. The CPRTI has conducted a total of 57 courses and trained 780 officials till 31.12.2019 of both technical and cipher, for police personnel, including officers, in order to facilitate effective management of secure communication establishments of police organizations. Also the Regional Police Wireless Training Institute (RPWTI), Chandigarh, which is functional from July, 2019 has conducted a total of 04 courses and trained 100 officials till 31.12.2019.

9.64 The upgradation of CPRTI is in process to meet the present and future communication challenges. The Regional Police Wireless Training Institutes in Chandigarh (functional from July, 2019) and Kolkata are being established under the Umbrella Scheme of MPF. One more proposal for opening of Regional Police Wireless Training Institute at Bengaluru is under consideration in MHA. The Regional Training Institutes shall facilitate ease of access to States Police/UTs/CAPFs to avail of state-of-the-art training facilities.



### Construction of Office Building & Residential Quarters for Inter State Police Wireless (ISPW) Stations

9.65 Considering the problem of DCPW related to security of installations and hindrance to antennas for proper function of communication equipment in rented buildings/ State Government accommodation, it was proposed to construct the Office Building & Residential Quarters, including land acquisition for ISPW Stations at Raipur, Dehradun and Ranchi. MHA has approved an amount of ₹ 12 crore under the Umbrella Scheme of "Modernization of Police Forces." Land has been acquired for ISPW Station Raipur for construction of office building at ₹ 73,81,391/-. The process of construction of office building is under consideration.

9.66 The proposal for acquisition of land involving an expenditure of ₹ 1,82,49,990/- and 2% premium amounting to ₹ 3,65,000/- for construction of residential quarters for ISPW Raipur has been approved by MHA.

9.67 The proposal for land requirement of 1.25 acre for construction of office building and residential quarters for ISPW Station, Dehradun

is being taken up by MHA with the State Government.

### Workshop and Technical Evaluation

9.68 In the Central Workshop of the Directorate, about 513 testing/repair jobs of wireless and other equipment and accessories aggregating approximately 16,112 items were undertaken.

9.69 The Workshop also rendered suitable advisory services to CAPFs on technical proposals. MHA has designated DCPW as nodal agency for field trial of a few items, which are highly technical in nature.

### Reserve Stock of Wireless Equipment and Accessories

9.70 One of the onerous responsibilities of the Directorate is to support Central and State/UT Police Organizations with wireless equipment and accessories on loan basis during operational exigencies like disasters, General Elections etc. The Directorate issued 33,022 required radio sets and accessories to 31 States/UTs & 01 CAPF during Lok Sabha Elections, Assembly Elections, Panchayat Elections/disaster purpose.



## India International Security Expo 2019

9.71 The Directorate participated in the India International Security Expo held annually at Pragati Maidan, New Delhi, from 3.10.2019 to 5.10.2019. DCPW set up a pavilion to showcase communication equipment used by Police Organisations and DCPW, such as Digital & Analog HF Radios with Rugged Laptop as Data Terminal, Digital & Analog VHF Radios and POLNET 2.0 Fixed and FLY-AWAY Terminals, along with Video Conferencing equipment being procured. A

separate Morse Key training desk was also set up to provide on-site Morse learning training for visitors at the pavilion and more than 100 e-Certificates for participation were issued to interested participants, including students and officers from Central and State Police. To disseminate the information, one information kiosk was set up at the pavilion. Senior officers from CAPFs, State Police, MHA and other Government organisations visited the pavilion and appreciated the pavilion display.



**DCPW participated in India International Security Expo - 2019 at New Delhi**

(Source: DCPW, MHA)

## Rashtriya Ekta Diwas Police Technology Exhibition-2019

9.72 The Directorate participated in Rashtriya Ekta Diwas Police Technology Exhibition, 2019 held at Kevadia, Gujarat from 31.10.2019 to 06.11.2019. The Exhibition was inaugurated by the Hon'ble Prime Minister of

India on 31.10.2019. DCPW set up a pavilion to showcase communication equipment used by Police Organisations and DCPW, such as Digital & Analog HF Radios with Rugged Laptop as Data Terminal, Digital & Analog VHF Radios and POLNET 2.0 Fixed and FLY-AWAY Terminals along with Video



Conferencing equipment being procured. A separate Morse Key training desk was also set up to provide on-site Morse learning training for visitors at the pavilion. Senior officers from CAPFs, State Police, MHA and other Government Organisations visited the pavilion and appreciated the pavilion display. The exhibition was opened for the

general public from 01.11.2019. The young students have shown keen interest in learning the Morse code and were happy to interact on the two-way video conferencing system. e-Certificates of Appreciation were also issued to interested participants including students and officers from Central and State Police.



**DCPW Participated in Rashtriya Ekta Diwas Police Technology Exhibition-2019 at Kevadia, Gujarat**

(Source: DCPW, MHA)

### **Heads of Public Protection and Disaster Relief (PPDR) Conference**

9.73 DCPW organised a Heads of Public Protection and Disaster Relief (PPDR) Conference on 20th - 21st January, 2020 at Vigyan Bhawan, New Delhi. The Conference was attended by senior officers of the rank of Relief Commissioners and ADGs from all the PPDR agencies including Police, CAPFs, NDRF/SDRF, Fire, Medical Services etc. of the country.

9.74 During the Conference, the chief attraction was the inauguration of POLNET 2.0 with the state-of-the-art DVBS-2 technology followed by the release of National Communication Standards for State Police Forces. Apart from that, detailed deliberation on different topics covering technical and policy matters was also held involving speakers ranging from policy makers (MHA and DoT), PPDR agencies to industry and academia.

## Narcotics Control Bureau (NCB)

9.75 The Narcotics Control Bureau (NCB) is the National Nodal Agency created under The Narcotic Drugs and Psychotropic Substances Act, 1985 for preventing and combating drug abuse and illicit trafficking in Narcotic Drugs and Psychotropic Substances. NCB is responsible for coordination with various Ministries, other offices and State/Central Enforcement Agencies. It is also responsible for implementation of the International Obligations under various United Nation Conventions 1961, 1971 and 1988 (to which India is a signatory) against illicit trafficking of narcotic drugs and psychotropic substances.

9.76 NCB, with its headquarters at New Delhi, has three Regional Deputy Director General offices i.e., Northern Region at Delhi, South Western Region at Mumbai, Eastern Region at Kolkata, 13 Zonal Units at Delhi, Mumbai, Chennai, Kolkata, Lucknow, Jodhpur, Chandigarh, Jammu, Ahmedabad, Guwahati, Indore, Bangalore and Patna, 12 Sub Zones at Cochin, Hyderabad, Goa, Mandasaur, Amritsar, Ajmer, Ranchi, Mandi, Madurai, Imphal, Dehradun and Bhubaneswar, and 5 Cells at NCB Headquarters - International Coordination Cell, Precursor Cell, Strategic Study Cell, Training Cell and Legal Cell, besides one Enforcement Unit discharging various functions of the Organization.

9.77 During the period between 01.04.2019 to 31.12.2019, NCB initiated various infrastructural projects for construction of Office-cum-Residential Complexes/Office Complexes/Residential Complexes. The Ministry has sanctioned 04 infrastructural projects such as Office-cum-Residential Project (OCR) at Guwahati, Assam for ₹ 43.48 crore on 20.08.2019, Office Complex (OC) at Indore, Madhya Pradesh for ₹ 8.49 crore on 18.11.2019, Office Complex at Bangalore for ₹ 13.31 crore on 18.11.2019 and Office Complex at Bhubaneswar for ₹ 4.09 crore on 13.08.2019.

9.78 The Office-cum-Residential Projects sanctioned at Ahmedabad and Chandigarh sanctioned during the year 2016 for ₹ 18.99 crore and ₹ 19.34 crore respectively would be completed during FY 2019-20.

9.79 Land has been acquired at Jammu, Amritsar, Ranchi and Delhi and post acquisition formalities are in progress. Further, due to the shortage of office space for the Narcotics Control Bureau in the Head Quarter, the Ministry has given approval for hiring of rented office space at HUDCO, New Delhi to cover the gap of shortage of office space.

### 9.80 Enforcement Efforts

(a) Seizures of various drugs by NCB and reported by various Drug Law Enforcement Agencies in the country during the period between 01.04.2019 to 31.12.2019 are furnished hereunder: -

| Name of Drug<br>(1)   | Drugs Seized in India by all Agencies Provisional Figures<br>(in kilogram)<br>(2) | Drugs Seized by NCB<br>(in kilogram)<br>(3) |
|-----------------------|---|---|
| <b>Narcotic Drugs</b> |   |   |
| Heroin                | 1983.37   | 108.283                                     |
| Opium                 | 2235.43   | 256.633                                     |
| Morphine              | 100.56  | 20.605                                      |

|                                |  |   |
|--------------------------------|--|---|
| Ganja                          | 168754.08  | 16198.429   |
| Hashish                        | 976.96   | 264.481   |
| Cocaine                        | 45.11  | 37.445  |
| Methaqualone                   | 375.80   | 374.350   |
| Amphetamines                   | 241.3  | 26.284  |
| <b>Psychotropic Substances</b> |  |   |
| Psychotropic Substances        | Tablets = 20481871 No. + 177.94<br>kg<br>Injections = 242407 No. | Tablets = 256053 No.+<br>7.817 kg<br>Injections = 765 No. |
| <b>Precursor Chemicals</b>     |  |   |
| Ephedrine/Pseudoephedrine      | 2513.8 kg  | 2170.065 kg   |

#### (b) Destruction of Illicit Cultivation of Poppy and Cannabis

Narcotics Control Bureau, with the help of various Drug Law Enforcement Agencies, has destroyed 2,226 acre of illicit Opium cultivation spread over the States of Arunachal Pradesh, Jharkhand, Himachal Pradesh, Bihar, Madhya Pradesh, Manipur, Uttarakhand, West Bengal and UT of Jammu & Kashmir (J&K). Similarly, 11,070 acre of illicit Cannabis cultivation has been destroyed in the States of Himachal Pradesh, Orissa, Telangana and West Bengal.

#### (c) Conviction

On the basis of complaints filed before the designated Court by NCB, 28 cases have culminated into conviction during the period between 01.04.2019 to 31.12.2019.

#### (d) Drug Disposal

During the period under report, the following

drugs have been disposed of by various Zonal Units of Narcotics Control Bureau:

102.556 kg of Heroin, 332.664 kg of Hashish, 382.260 kg Opium, 7032.949 kg of Ganja, 4625.620 kg of Poppy Straw, 26.9 litre and 49094 bottles of Phensedyl Cough Syrup, 20141 kg Methamphetamine, 14.293 kg Cocaine, 80.562 kg & 1508410 Tablets of Ephedrine/Pseudo Ephedrine, 0.145 kg of Morphine, 2275 kg Acetic Anhydride, 32.290 kg of Alprazolam Tablets and 48.121 kg of Ephedrine, 68.719 kg of Pseudo Ephedrine, 20479 injections of Psychotropic substances and 59.260 kg of Khat leaves.

#### Assistance to States and Union Territories

9.81 A Scheme "Assistance to States and Union Territories" to finance State Governments to strengthen their enforcement capabilities for combating illicit Traffic in Narcotic Drugs and Psychotropic Substances was initially launched for five years by MHA

on 24.10.2004 at an estimated cost of ₹ 10 crore. The Scheme has been extended for a period of three years i.e., 2017-18 to 2019-20 with an estimated budget of ₹ 21.00 crore for States. During FY 2019-20, a fund of ₹ 4.77 crore has been released to States and UTs upto 31.12.2019.

### **Training and Capacity Building**

9.82 The Narcotics Control Bureau regularly coordinates with various Training Academies and Drug Law Enforcement Agencies for organizing training courses on Drug Law Enforcement. 204 such courses were organized in the States of Arunachal Pradesh, Assam, Bihar, Chandigarh UT, Chhattisgarh, Delhi, Goa, Gujarat, Haryana, Himachal Pradesh, Maharashtra, Manipur, Meghalaya, Odisha, Punjab, Rajasthan, Tamil Nadu, Telangana, Uttar Pradesh and West Bengal during the period between 01.04.2019 to 31.12.2019, wherein approximately 9,128 personnel of State Police forces, Forest Department, Central/State Excise, Customs, CAPFs, Coast Guard and Courier Agencies were trained. Apart from this, 34 Computer Based Training (CBT) programmes were also organized for various Drug Law Enforcement Agencies/Police etc. in which a total of 153 personnel were trained.

### **9.83 Demand Reduction**

The United Nations General Assembly in a Resolution passed in December, 1987, proclaimed 26<sup>th</sup> June of each year as the "International Day against Drug Abuse and Illicit Trafficking". In pursuance of this declaration, this day is observed all over the world to raise public awareness against the

menace of drugs. To sensitize the masses, especially students, regarding the evils of drug abuse, NCB Headquarters and its Zonal Units, in association with various State Anti - Narcotics Task Forces, States & Central Agencies and Non-Governmental Organizations (NGOs) has organized around 313 demand reduction activities in schools, colleges, institutes and other vulnerable public places. In addition to the programme on 26<sup>th</sup> June, the Narcotics Control Bureau organizes different awareness programmes regularly for creating mass awareness. NCB has also conducted 313 awareness programmes in various States/UTs in the country in which a total of 59,063 participants attended.

### **9.84 International Obligations/Coordination**

#### **(a) Director General Level Talks with Bangladesh**

Indian delegation of 06 members led by the Director General (DG), NCB attended the 6<sup>th</sup> DG level meeting between India and Bangladesh at Dhaka from 10<sup>th</sup> - 11<sup>th</sup> October, 2019 for discussions on the drug trafficking situation and for providing an opportunity for sharing of intelligence on the drug trafficking syndicates operating between both the countries.

#### **(b) Director General Level Talks with Singapore**

NCB convened the 2<sup>nd</sup> DG level bilateral talks with Singapore from 30<sup>th</sup> - 31<sup>st</sup> October, 2019 in New Delhi for discussions on the bilateral issues related to drug trafficking and other related issues. A Singapore delegation consisting of 06 members attended the bilateral meeting in New Delhi.



### (c) Director General Level Talks with Myanmar

NCB convened the 4<sup>th</sup> DG level bilateral talks with Myanmar from 09<sup>th</sup> - 10<sup>th</sup> July, 2019 in New Delhi for discussions on the bilateral issues related to drug trafficking and other related issues. A Myanmar delegation consisting of 05 members attended the bilateral meeting in New Delhi.

### (d) Other Important Meetings and Conferences

Apart from the above Bilateral meetings, individual senior rank officers were deputed for attending the 36<sup>th</sup> annual International Drug Enforcement Conference (IDEC) from 15<sup>th</sup> - 17<sup>th</sup> April, 2019 at Baku, Azerbaijan, India Bhutan Dialogue at Thimphu, Bhutan from 8<sup>th</sup> - 9<sup>th</sup> April, 2019, Commission of Narcotic Control Agencies held at Bishkek

from 22<sup>nd</sup> - 23<sup>rd</sup> April, 2019 and INCB meetings of the Task Forces for Precursors and New Psychoactive Substances at Washington DC, USA. Meeting of Heads of Narcotics Control Agencies from 25<sup>th</sup> - 26<sup>th</sup> April, 2019 at Bishkek, Kyrgyzstan; Meeting on Paris Pact Export Working Group on Illicit Financial Flows from 27<sup>th</sup> - 28<sup>th</sup> June, 2019 at New Delhi; HM level talks with Bangladesh on 07.08.2019 at New Delhi. Expert Working Group on Improving Drug Statistics and ARQ from 28<sup>th</sup> - 30<sup>th</sup> August, 2019 at Vienna, Austria; 2<sup>nd</sup> International Expert Group Meeting (EGM) related to Trafficking in Non-Medical Synthetic Opioids from 11<sup>th</sup> - 13<sup>th</sup> September, 2019 at Vienna, Austria; 6<sup>th</sup> International Meeting from 16<sup>th</sup> - 18<sup>th</sup> October, 2019 at Vienna, Austria; 43<sup>rd</sup> Meeting of HONLEA, Asia and the Pacific from 22<sup>nd</sup> - 25<sup>th</sup> October, 2019 at Bangkok, Thailand.



**Trilateral Meeting between India, Ghana and Nigeria coordinated by UNODC & INCB from 27th - 28th May, 2019**

(Source: NCB Headquarters, New Delhi)



**4<sup>th</sup> DG Level talks between NCB, India and CCDAC, Myanmar  
from 09th - 10th July, 2019 New Delhi**

(Source: NCB Headquarters, New Delhi)

\*\*\*\*\*

## OVERVIEW

10.1 India is the 7<sup>th</sup> largest country by area, the 2<sup>nd</sup> most populous country by population and the most populous democracy in the world. Bound by the Indian Ocean on the south, the Arabian sea on the south-west and the Bay of Bengal on the south-east, it shares land borders with six countries and maritime borders with four countries in the Asian region. With a deep diversity of hills, plains and terrains, coupled with varying agro-climatic and hydro-meteorological biosphere, India is naturally vulnerable to a large variety of disasters. The commonly experienced natural hazards include flood, cyclone, drought, earthquake, cloud burst, heat wave, landslide, mudslide and avalanche, forest fire, coast line erosion and inundation, tsunami, lightning etc. Besides, like any other country on the globe, India is also vulnerable to new and emerging disasters such as Chemical, Biological, Radiological and Nuclear (CBRN) emergencies. Terrorism and stampede also add a new dimension to manmade disasters.

10.2 Disaster risks in India are further compounded by increasing vulnerabilities, consequential to demographic transition and socio-economic conditions, rapid urbanization including human habitation within high-risk zones, environmental degradation, climate change, epidemics and pandemics caused by human migration and animal trade. Disasters always impact India's economy, its population

and national endeavors for sustainable development.

## Role of Central and State Governments

10.3 As per the National Policy on Disaster Management, 2009, the primary responsibility for undertaking rescue, relief and rehabilitation measures in the event of a disaster rests with the State Government. The Central Government supplements the efforts of the State Governments by providing logistic and financial support in case of severe natural calamities. The logistic support includes deployment of aircrafts, boats, National Disaster Response Force (NDRF), special teams of Armed Forces, and Central Armed Police Forces (CAPFs), arrangements for relief materials and essential commodities including medical stores, restoration of critical infrastructure facilities including communication network and such other assistance as may be required by the affected States and UTs to meet the situation effectively.

10.4 The Government has brought about a paradigm shift in the approach to disaster management from a relief-centric to a holistic and integrated approach, covering the entire gamut of disaster management, encompassing prevention, mitigation, preparedness, response, relief, reconstruction and rehabilitation. The approach is based on the conviction that development cannot be sustainable unless disaster mitigation is built in the development process.



## **DISASTER MANAGEMENT ACT, 2005**

10.5 The Government of India (GoI) had enacted the Disaster Management Act, 2005 (DM Act, 2005) to provide for the effective management of disasters and for matters connected therewith or incidental thereto. It lays down the institutional mechanism at National, State and District level for drawing up and monitoring the implementation of the disaster management plans, ensuring measures by various wings of the Government for prevention and mitigation of the effects of disasters and for providing prompt response to any disaster situation. Based on feedback of various stakeholders about constraints/ bottlenecks in the implementation of the Act, the Ministry of Home Affairs (MHA) had constituted a Task Force to study the existing Acts and the global best practices to review the DM Act, 2005. Few administrative actions on the recommendations of the Task Force have been implemented by the Ministry. Besides, a holistic amendment proposal in the DM Act is under consideration of the Government.

### **Coordination of Rescue and Relief operation by MHA**

10.6 MHA is the nodal Ministry for management of natural disasters (other than drought, hailstorm and pest attack, which are handled by the Ministry of Agriculture and Family Welfare (MoAFW) on behalf of GoI. Disaster Management Division (DM Division) performs the function in the Ministry of Home Affairs.

10.7 DM Division of MHA closely monitors the disaster and disaster-like situations to facilitate timely interventions in the form of logistic and financial support by the GoI to augment the resources of the affected States and UTs to deal effectively with each disaster situation. For this purpose, close liaison is made with the affected States on the one side and the concerned Central

Line Ministries such as Ministry of Health & Family Welfare (MoHFW), Ministry of Defence (MoD), Ministry of Civil Aviation (MoCA) and Ministry of Consumer Affairs, Food and Public Distribution on the other.

10.8 India with its continuous efforts has significantly improved its preparedness to deal with natural calamities. Our DM Act, 2005 articulates the need for mainstreaming Disaster Risk Reduction (DRR) into development planning. The National Policy and National Plan on Disaster Management seek to build a safe and disaster resilient India. The measures taken by the Central and State Governments have significantly improved disaster management practices, preparedness, prevention and response mechanism, resulting in significant reduction in casualties during natural calamities, including cyclones, in the country.

10.9 Considering the significance of timely response in the wake of any emergency to deal effectively with an emergency situation, MHA has created a WhatsApp group. Officers from concerned Ministries/Departments of Central Government, States/UTs, Early Warning agencies and Response Forces are the members of the group. This group proved to be very helpful in timely issuing of early warning/alerts and coordinating the rescue and relief efforts to deal with any emergency situation.

10.10 During the period 01.04.2019 to 31.12.2019, MHA has coordinated a number of rescue and relief operations. The major disasters that hit different parts of the country and the response provided by MHA from 01.04.2019 till 31.12.2019 are as under:-

#### **A. Flood situation during the year 2019:-**

10.11 Before the onset of the Monsoon, a two-days Annual Conference of Relief Commissioners / Secretaries of Department of



Disaster Management of States/UTs was conducted by MHA from 21st - 22nd May, 2019 to discuss the preparedness measures undertaken by the States/UTs, such as pre-positioning plan, operational preparedness to carry out effective response. Due to heavy rains in different parts of the country during the South West monsoon, the States of Assam, Meghalaya, Tripura, Bihar, Uttarakhand, Himachal Pradesh, Gujarat, Rajasthan, Maharashtra, Karnataka, Kerala, Punjab, Madhya Pradesh, Uttar Pradesh, Nagaland and Goa were affected by heavy rainfall/landslide and floods. Based on the deliberations with State authorities, 83 teams of NDRF were pre-positioned in flood affected States/UTs before the onset of Monsoon-2019. Additional teams of NDRF were also deployed, as and when requested by the States/UTs. MHA had deployed 175 teams of NDRF when the flood situation was at its peak.

10.12 The flood situation was monitored at the highest level in MHA on a 24x7 basis. MHA coordinated the rescue and relief efforts and deployment/mobilization of resources of NDRF, Army, Air Force, Navy and Indian Coast Guard (ICG) for carrying out rescue and relief operations, as and when requested by the State Governments/UT Administrations. Various Ministries and Departments of the Central Government were also activated to provide necessary assistance to State Governments by undertaking restoration and relief work.

10.13 Besides continuous review of the situation on a regular basis, the Hon'ble Union Home Minister took an aerial survey of flood-affected areas of Maharashtra and Karnataka on 11.08.2019. A meeting was also held on 09.08.2019 under the chairmanship of the Hon'ble Union Minister of State for Home Affairs to review the rescue and relief work undertaken in the wake of flood in the country.

## B. Cyclones

### (i) Extremely Severe Cyclonic Storm 'FANI':-

10.14 Extremely Severe Cyclonic Storm 'FANI' (pronounced as 'Foni') hit the Odisha Coast with a wind speed of around 175-185 km/hr, gusting up to 205 km/hr on 3<sup>rd</sup> May, 2019. This cyclone had affected three States, namely, Odisha, Andhra Pradesh and West Bengal. MHA extended full logistics support to the affected States, including deployment of 71 Teams of NDRF (50 Teams in Odisha, 12 Teams in Andhra Pradesh and 09 Teams in West Bengal) along with necessary rescue equipment for immediate rescue, evacuation and relief measures. MHA also coordinated the deployment of resources of ICG and Navy. Additional resources of the Air Force and Army were on standby. To prevent loss of human lives, a record number of 15,57,170 persons in Odisha, 17,460 persons in Andhra Pradesh and 2,34,801 persons in West Bengal were evacuated to safer places. Due to the effect of this Cyclone, 64 persons lost their lives in Odisha and houses, power, telecommunication, road & transport, infrastructure and agriculture crops were severely affected.

10.15 MHA also activated other Ministries /Department of GoI viz. Ministry of Power, Ministry of Communication, Ministry of Health & Family Welfare, Ministry of Shipping, Ministry of Railway and Ministry of Steel, to render relief assistance to States in relief measures and restoration of services like power, water supply, road, communication etc. The Helpline No. 1938 was also activated. Regular advisories were issued to the State Government to take precautionary and preparedness measures.

10.16 The Hon'ble Prime Minister reviewed the preparedness of all agencies to deal with Cyclone FANI in a high level meeting held on 02.05.2019. During Cyclone 'FANI', the National Crisis

Management Committee (NCMC), under the chairmanship of Cabinet Secretary, held 11 meetings on a daily basis from 29<sup>th</sup> April to 10<sup>th</sup> May, 2019 and monitored and coordinated the situation. The Indian Meteorological Department (IMD) issued regular accurate forecasts and warning bulletins to all the affected States.

10.17 Cyclone shelters and early warning system created under the National Cyclone Risk Mitigation Project (NCRMP) project proved to be of great help during Cyclone 'Fani'.

10.18 The United Nations (UN) and various countries and domain experts praised India for its early warning systems and rapid evacuation of more than 15.5 lakh people, which helped minimise the loss of life from a deadly cyclone. In 1999, the same State of Orissa was hit by a devastating super-cyclone that killed more than 10,000 people. This time due to the well-coordinated efforts of the Central and State Government, improved forecasting models, investment in Disaster Risk Reduction including cyclone shelters built all along the coast line, public awareness campaigns and well-drilled

evacuation, India was able to save the State from the worst of Fani's fury.

10.19 The Central Government extended required logistics and financial support to the State in effective handling of cyclone Fani. In order to support the affected people of the States, Central Government has released its share in advance an assistance of ₹ 1086 crore (₹ 340.875 crore to Odisha, ₹ 200.25 crore to Andhra Pradesh, ₹ 235.50 crore to West Bengal and ₹ 309.375 crore to Tamil Nadu) from State Disaster Response Fund (SDRF) on 29.04.2019.

10.20 Further, in pursuance of the visit made by the Hon'ble Prime Minister to Odisha after cyclone 'Fani', the Central Government released an additional ₹ 1000 crore from NDRF/SDRF 'on account basis' to the State Government of Odisha on 07.05.2019. The Central Government, even before the receipt of memorandum from the State Government, constituted an Inter-Ministerial Central Team (IMCT). IMCT visited the State twice for on-the-spot assessment of damages caused by cyclone 'Fani'.



15:27 · 02 May 19 · [Twitter for iPhone](#)

**Hon'ble Prime Minister chairing a high-level meeting to review the preparedness relating to Cyclone Fani**

(Source: Tweet by Prime Minister)

10.21 Based on the report of IMCT, and in terms of the extant guidelines and items and norms of SDRF/NDRF, the Central Government approved an amount of ₹ 3338.22 crore as an additional assistance from NDRF for cyclone 'Fani'.

### **(ii) Cyclone 'VAYU'**

10.22 In June, 2019, Very Severe Cyclonic Storm "VAYU" was likely to affect the coast of the State of Gujarat. The situation was monitored at the highest level in MHA on a 24x7 basis. Regular advisories were issued by MHA to the State to take precautionary and preparedness measures. 52 NDRF teams (47 teams in Gujarat and 05 teams in Diu) were pre-positioned, and resources of the Air Force, Navy and ICG were kept on alert. NDRF teams assisted Gujarat and Diu administrations in evacuation of people from vulnerable locations to safer places.

10.23 Regular forecast bulletins were issued by the IMD on Cyclone Vayu to all concerned. MHA activated other Ministries/Departments of GoI to render relief assistance. The Hon'ble Union Home Minister took a review of preparedness measures of States and Central Ministries/Departments/Agencies concerned to ensure that no human life is lost, damage to vital infrastructure is minimized and to ensure early recovery of all essential services post-cyclone landfall. The Cabinet Secretary chaired the meeting of NCMC on 11.06.2019 and reviewed the preparedness of the State and the Central Agencies concerned. The Home Secretary took a review meeting of States and Central Ministries/agencies on 12.06.2019.

10.24 Cyclone VAYU weakened and reached the coastal area of Saurashtra and Kuchh as a deep depression. As intimated by the State Government of Gujarat and Daman & Diu administration, no loss of life and property was reported due to this cyclone.

### **(iii) Cyclone MAHA**

10.25 In October, 2019, a depression was formed over Maldives Comorin areas, which converted into a Cyclonic Storm. Since the onset of the Cyclone, the situation was monitored by MHA on a 24x7 basis. On receipt of warning, regular advisories were issued to all concerned to undertake preparedness and response measures. The cyclone passed Lakshadweep on 31.10.2019 and caused minor damage in Lakshadweep. Thereafter, the cyclone re-curved and in anticipation of its likely hitting the southern coast of Gujarat, MHA deployed 40 teams of NDRF in the State of Gujarat, Maharashtra and Daman & Diu. The Ministries/Departments/Agencies of Central Government were activated to render necessary assistance to affected States/UT in restoration of essential services and relief measures post-cyclone landfall. In addition, teams of Armed Forces including the Coast Guard were also alerted to deal with the situation. The cyclone dissipated into a well-marked low pressure on 07.11.2019 before reaching the coast. No loss of life was reported due to this cyclone.

### **(iv) Cyclone BULBUL**

10.26 Severe Cyclonic Storm 'BULBUL' crossed the West Bengal coast close to Sunderban Dhanchi forest on 09.11.2019, which led to heavy rains in various parts of West Bengal and Odisha. MHA monitored the situation since the onset of the cyclone and regularly issued advisory and warning to the State Governments of West Bengal and Odisha. 16 NDRF teams were prepositioned in West Bengal and Odisha to assist the State administrations for rescue and relief operations. Disaster response teams of Indian Navy and ICG were put on high alert. The concerned Central Ministries/Departments were also activated to render necessary



assistance to States for restoration of vital services. Based on preliminary estimates, the State Government of West Bengal has reported a loss of 11 human lives and damage to agriculture crops, communication, power and infrastructure. The State Government of Odisha has reported no loss of human life.

### **Damages due to Disasters during this year**

10.27 During the year 2019-20 (upto 31.12.2019), 27 States/UTs have reported damages due to cyclonic storms/flash floods/floods/landslides/cloudbursts etc., in varying degrees. These States/UTs are; Andhra Pradesh, Arunachal Pradesh, Assam, Bihar, Chhattisgarh, Goa, Gujarat, Haryana, Himachal Pradesh, erstwhile State of Jammu & Kashmir (J&K) now UTs of J&K and Ladakh, Karnataka, Kerala, Madhya Pradesh, Maharashtra, Meghalaya, Nagaland, Odisha, Punjab, Rajasthan, Sikkim, Tamil Nadu, Tripura, Uttar Pradesh, Uttarakhand, West Bengal and Puducherry. The extent of damage in the country (provisional) during the year 2019-20 (upto 31.12.2019) is as follows:

|                                  |                |
|----------------------------------|----------------|
| No. of human lives lost          | 2391           |
| No. of animals affected          | 15,729         |
| Houses damaged                   | 8,00,067       |
| Cropped area affected (lakh ha.) | 63.975 lakh ha |

### **Annual Conference of Relief Commissioner and Secretaries, Department of Disaster Management of States and Uts**

10.28 Annual Conference of Relief Commissioners/ Secretaries, Department of Disaster Management of States/UTs was held on 18.05.2019 and 19.05.2019 in New Delhi, to

review the status of preparedness for the ensuing South-West Monsoon, 2019 and to discuss other disaster management related issues. The representatives of various Central Ministries/ Organizations rendering Emergency Support Functions also participated, besides representatives of Central Armed Police Forces (CAPFs).

10.29 During the conference the emphasis was laid on the important roles of States/UTs and Central Government during natural calamities and on the need for close coordination with forecasting agencies viz., IMD, Central Water Commission (CWC), Geological Survey of India (GSI), NDRF, Armed Forces and concerned agencies of the State Government.

### **Financial Mechanism**

10.30 The Scheme of financing the relief expenditure is based on the recommendations of the successive Finance Commissions. The present scheme, which is in operation from 2015-16 to 2019-20, is based on the recommendations of the Fourteenth Finance Commission (FFC). The FFC has recommended that avalanches, cyclones, cloud bursts, droughts, earthquakes, Tsunami, fires, floods, hailstorms, landslides, pest attacks and cold wave/frost are to be considered as natural calamities for providing assistance from SDRF and NDRF. GoI has issued the guidelines on the constitution and administration of the SDRF and NDRF on 30.07.2015. These norms are available on the website: [www.ndmindia.nic.in](http://www.ndmindia.nic.in).

10.31 Section 48 (1) of the DM Act, 2005 provides for the constitution of State Disaster Response Fund by the State Governments. MHA has issued guidelines to the States for operation of State Disaster Response Fund. Allocations to the State Relief Funds have been made based on the



recommendations of the successive Finance Commissions. While allocating funds to various States for a period of five years, the factors considered include the vulnerability of the State to natural disasters, economic status of the State and expenditure incurred by the State Government on relief operations during the last about 10 years. Currently, as per the recommendations of the FFC, GoI has approved an allocation of ₹ 61,220 crore (comprising of ₹ 47,029.50 crore as Central share and ₹ 14,190.50 crore as State share) in the State Disaster Response Fund to all the States for the years 2015-16 to 2019-20, as against ₹ 33,580.93 crore recommended by the 13<sup>th</sup> Finance Commission for the years 2010-11 to 2014-15. The scheme of State Disaster Response Fund provides for release of the Central Share State Disaster Response Fund in two equal installments in the months of June and December. A statement showing the state-wise and year-wise allocation to the SDRF for the period 2015-20 is given at Annexure-IX.

### **National Disaster Response Fund**

10.32 Section 46(1) of the DM Act, 2005 provides for the constitution of a National Disaster Response Fund for meeting any threatening disaster management situation or disaster. Accordingly, MHA issued a notification for the constitution of the National Disaster Response Fund on 28.09.2010.

### **Additional Financial Assistance**

10.33 Over and above the provisions of the State Disaster Response Fund, funding is supplemented from the National Disaster Response Fund in the wake of disasters of severe nature. On receipt of the memorandum from the affected State, an IMCT consisting of representatives of the Central Ministries/ Departments is constituted. The report of the team is examined by the Sub-

Committee of National Executive Committee. The recommendations of the Sub-Committee are placed before the High Level Committee for their consideration and approval of funds from the National Disaster Response Fund.

10.34 The Government has taken a significant decision on 19.08.2019 to constitute IMCT immediately in the aftermath of any natural calamity of severe nature, and even before the receipt of memorandum from the State Government, which will visit the affected areas of the States so as to have the first hand assessment of the damages caused and the relief work carried out by the State Administration. Earlier, IMCT used to visit the affected State after the receipt of memorandum.

10.35 The aggregate size of the State Disaster Response Fund of each State for each of the financial years 2015-16 to 2019-20 is as recommended by the FFC. The ratio of contribution of Central and State Government of total yearly allocation of the State Disaster Response Fund for each State is 75:25 for general category States and 90:10 for North East (NE) and hilly States.

10.36 For the year 2019-20, the allocation in SDRF is ₹ 13,465.00 crore out of which ₹ 10343.50 crore is Central share of GoI and ₹ 3121.15 crore is the share of State Governments. During the year 2019-20 (upto 31.12.2019), an amount of ₹ 6147.655 crore of 1<sup>st</sup> installment has been released as Central share of State Disaster Response Fund to 27 States. Besides, the 2<sup>nd</sup> installment of Central share of State Disaster Response Fund for the year 2019-20, amounting to ₹ 1920.68 crore has been released to 08 States. Besides, financial assistance of ₹ 11708 crore has been released from NDRF to the 08 States. A statement showing State-wise releases of funds from State Disaster Response Fund/National

Disaster Response Fund during 2019-20 is at Annexure-X.

### **Sensitization Workshop for Nodal Officers dealing with Disaster Management in all Departments / Ministries of Central Government**

10.37 On the directions of the Hon'ble Prime Minister, Shri Narendra Modi, MHA and National Disaster Management Authority (NDMA) organized a two-day workshop on

Sensitization of Nodal Officers for Disaster Management in Central Ministries/Departments which was held on 10<sup>th</sup> and 11<sup>th</sup> October, 2019 in New Delhi. Around 120 senior level officers attended the workshop. This included representatives of Ministries/ Departments of the Central Government, disaster management specialists, technical institutions and premium training institutes including NDMA, National Institute of Disaster Management (NIDM) and NDRF.



#### **Dignitaries during Inaugural Session of Workshop**

**From Right to Left: Sh. Kamal Kishore, Member, NDMA, Lt. Gen. (Retd.) N.C. Marwah, Member, NDMA, Sh. G.V.V. Sarma, Member Secretary, NDMA, Sh. Sanjeev Kumar Jindal, JS (DM) and Maj. Gen. Manoj K Bindal, Executive Director, NIDM**

(Source: DM Division)

10.38 The objectives of this workshop were to sensitize the Nodal Officers on disaster management framework for disaster risk reduction; coherence between Sendai Framework, Sustainable Development Goals (SDGs) and Paris Agreement; Global Perspective on Disaster Risk

Reduction and preparation of disaster management plans of Ministry/ Departments. These plans shall include measures for mitigation, preparedness, capacity building and response for effective management of disasters.

10.39 Presentations and discussions by the

members and professionals of NDMA, NIDM and practitioners on different dimensions of disaster risk and resilience, tools and strategies, were aimed at enabling the Nodal Officers from various Ministries and Departments to understand the process of developing and implementing their Disaster Management Plans. Issues of climate change adaptation, ecosystem based resilience, housing and structural safety, man-made disasters, governance and financial instruments, participatory approach and integration of disaster management into plans and schemes of the Government were discussed.

## INSTITUTIONAL MECHANISM

### I. National Disaster Management Authority (NDMA)

10.40 NDMA, established for the purposes of the DM Act, 2005, is chaired by the Hon'ble Prime Minister. It has the provision of up to nine members, one of whom may be designated as the Vice-Chairperson. At present, NDMA consists of the following four members – (1) Sh. G.V.V. Sarma, Member Secretary, NDMA (2) Lt Gen (Retd.) N. C. Marwah, Member, (3) Dr. D. N. Sharma, Member, and (4) Shri Kamal Kishore, Member.

10.41 At the national level, NDMA undertakes various tasks/initiatives, including laying down policies on disaster management and issuing guidelines to be followed by different Ministries/Departments of GoI for integrating Disaster Management in their plans and projects. It also lays down guidelines to be followed by the States while preparing their State Disaster Management Plans as well as planning, preparedness and mitigation measures as well as capacity building initiatives.

10.42 NDMA, since its inception, has issued 30 guidelines on various dimensions of disaster management. The list of guidelines issued is at

Annexure-XI. The same are available on NDMA's website ([www.ndma.gov.in](http://www.ndma.gov.in)) under the link 'NDMA Guidelines'.

### National Disaster Management Plan (NDMP), State Disaster Management Plans (SDMPs) and Disaster Management Plans of Ministries /Departments of Government of India

10.43 The National Disaster Management Plan (NDMP) was released on 01.06.2016 by Shri Narendra Modi, the Hon'ble Prime Minister of India. It covers all phases of disaster management: prevention, mitigation, response and recovery. It is aligned to the Sendai Framework for Disaster Risk Reduction (SFDRR). The document is available on NDMA's website under the link 'Policy and Plan - National DM Plan'. It has been thoroughly revised to include coherence among SFDRR, SDG and COP21 and to include mainstreaming and inclusive DRR. The revised plan was approved in October, 2019 by NDMA and is available on NDMA's website.

10.44 36 States/UTs have prepared and shared their State Disaster Management Plans (SDMPs) with NDMA.

10.45 For facilitation with respect to preparation of Disaster Management Plans (DMPs) by Ministries/Departments of GoI, NDMA formulated a 'Suggested Structure for Disaster Management Plan for Departments/ Ministries in the GoI' which is available on NDMA's website under the link 'Policy and Plan - Central Ministries/ Departments' DM Plan'. The matter related with preparation of DMPs by the Ministries/ Departments of GoI (as per Section 37 of the DM Act, 2005) is being pursued with them on a regular basis.

10.46 32 Ministries/Departments of GoI, i.e., (i) Department of Animal Husbandry, Dairying &



Fisheries, (ii) Ministry of Railways, (iii) Ministry of Women & Child Development (MWCD), (iv) Ministry of Petroleum & Natural Gas (MoPNG), (v) Ministry of Power, (vi) Ministry of Steel, (vii) Ministry of Mines, (viii) Department of Heavy Industries, (ix) Department of School Education and Literacy (DoSEL), (x) Ministry of Civil Aviation, (xi) Department of Atomic Energy, (xii) Department of Agriculture Research & Education (xiii) Ministry of Food Processing Industries (xiv) Department of Telecommunication (DoT) (xv) Department of Space (xvi) Department of Justice (xvii) Department of Agricultural Cooperation and Farmers Welfare (xviii) Ministry of Ayush (xix) Ministry of Information & Broadcasting (MoI&B) (xx) Ministry of Corporate Affairs (xxi) Department of Fertilizers (xxii) Department of Water Resources River Development and Ganga Rejuvenation (xxiii) Ministry of Road Transport & Highways (MoRTH) (xxiv) Department of Youth Affairs (xxv) Department of Drinking Water and Sanitation (xxvi) Ministry of Culture (xxvii) MoHUA (xxviii) MHA (xxix) Ministry of Minority

Affairs (xxx) Department of Commerce (xxxi) Ministry of Coal (xxxii) Department of Promotion of Industry and Internal Trade (DPIIT) have prepared their DMPs.

### 15<sup>th</sup> Formation Day of NDMA:

10.47 NDMA celebrated its 15th Formation Day on 27.09.2019. The theme of this year's Formation Day was Fire Safety. The Hon'ble Union Minister of State for Home Affairs, Shri G. Kishan Reddy, inaugurated the event.

10.48 The following technical sessions were held during the function:

- i Fire Risk in India
- ii Fire Prevention and Mitigation
- iii Institutional Challenges and Issues

10.49 Stakeholders discussed the fire risk in the country, its prevention and mitigation, key issues and institutional challenges with regards to fire risk reduction, and the way forward.



**Shri G Kishan Reddy, Hon'ble Union Minister of State for Home Affairs inaugurating the function**

(Source: NDMA)



10.50 Following documents/material were released during the function:

- Guidelines on Disability Inclusive Disaster Risk Reduction
- Guidelines on Temporary Shelters
- Home Owner's Guide to Earthquake and Cyclone Safety
- Study Report on "Gaja" Cyclone-2018
- Heat wave Threshold Estimation Study for 100 Cities
- National Landslide Risk Management Strategy

- Pocket Book of Dos and Don'ts
- Earthquake Disaster Risk Index
- A series of videos on tips on how to survive a disaster with Indian Sign Language incorporated
- Pockbook on Dos and Don'ts on various disasters

10.51 NDMA has incorporated sign language in its audio video awareness generation material on various disasters, for reaching out to persons with speech and hearing impairments.



**Dr. P. K. Mishra, Principal Secretary to the Prime Minister, delivered the valedictory address on the occasion.**

(Source: NDMA)

## II. National Institute of Disaster Management (NIDM)

10.52 The National Institute of Disaster Management (NIDM), constituted on 30.10.2006 under the DM Act, 2005, has been entrusted with the nodal responsibility for human resource development, capacity building including training and education, research, documentation

and policy planning in the field of disaster management. Upgraded from the National Centre for Disaster Management of the Indian Institute of Public Administration on 16.10.2003, NIDM is steadily marching forward to fulfill its mission to make a disaster resilient India by developing and promoting a culture of prevention and preparedness at all levels, and emerge as a centre of Excellence. The Hon'ble Union Home Minister

is the President of the Institute and its Governing Body is chaired by the Vice-Chairman of NDMA.

### Training Programme Conducted

10.53 During the period between 01.04.2019 to 31.12.2019, NIDM, New Delhi and NIDM, Southern Campus have conducted 74 face-to-face training courses, which were attended by 3,457 participants. NIDM also conducted/ participated in 24 National workshops/ seminars/other activities which were attended by 1,357 participants. According to the Training calendar, 2 online courses have been completed and 3 online courses are ongoing. Details of the programmes conducted by NIDM during the period between 01.04.2019 to 31.12.2019 are at Annexure-XII.

### III. National Disaster Response Force (NDRF)

10.54 In compliance of the provisions of the DM Act, 2005, MHA raised the NDRF for the purpose of specialized response to disasters or disaster-like situations. NDRF was initially constituted in the year 2006 with 08 Battalions which were stationed in different parts of the country based on the vulnerability profile. Two more Battalions were raised in the year 2010 and subsequently 2

additional battalions were raised in the year 2015. As of now, NDRF has a strength of 12 Battalions consisting of 1,149 personnel each. The force has emerged as a visible, vibrant, multi-skilled, hi-tech and stand alone force capable of dealing with all types of natural and man-made disasters including Chemical, Biological, Radiological, Nuclear (CBRN) emergencies. The locations of 12 Battalions are at: - Bhatinda (Punjab), Ghaziabad (UP), Patna (Bihar), Guwahati (Assam), Vadodara (Gujarat), Pune (Maharashtra), Arakkonam (Tamil Nadu), Vijaywada (Andhra Pradesh), Mundali (Odisha), Haringhata (West Bengal), Varanasi (UP) and Doimukh (Arunachal Pradesh). In addition, teams of NDRF have also been stationed at 23 different strategic locations to reduce the response time in case of disasters. In August, 2018 the Government accorded approval for raising of four (04) additional battalions of NDRF.

### Search & Rescue Operations by NDRF

10.55 During the period between 01.04.2019 to 31.12.2019 NDRF teams conducted rescue operations during various disasters/emergency situations and saved 1,07,309 precious lives (rescued 16,069 and evacuated 91,240 persons), 3,149 livestock and retrieved 601 dead bodies.



**NDRF during Flood Rescue Operation in Tripura Floods**

(Source: NDRF)

## Event-wise Summary of Operational Achievements of NDRF

(01.04.2019 to 31.12.2019)

| SL. NO. | TYPE OF INCIDENTS   | ACHIEVEMENTS |  |             |            |
|---------|---|--------------|--|-------------|------------|
|         |   | RESCUED      | EVACUATED  | DEAD BODIES | LIVE STOCK |
| 1.      | Floods  | 15923        | 83039  | 197         | 617        |
| 2.      | Drowning Cases  | 8            | 3  | 284         | 1          |
| 3.      | Landslide   | 0            | 20   | 5           | 0          |
| 4.      | Train Accidents   | 1            | 0  | 0           | 0          |
| 5.      | Collapsed Structure Search and Rescue (CSSR)/ Building Collapse | 14           | 0  | 40          | 0          |
| 6.      | Boat Capsize  | 3            | 0  | 34          | 0          |
| 7.      | Borewell Incidents  | 2            | 0  | 3           | 0          |
| 8.      | Mela/ Festival  | 5            | 0  | 0           | 0          |
| 9.      | Fire Incidents  | 0            | 0  | 6           | 0          |
| 10.     | Vehicle Incidents   | 2            | 0  | 21          | 0          |
| 11.     | Cyclones  | 81           | 8166 In addition assisted the State authorities of Odisha in mass evacuation of affected 15.5 lakh people during Cyclone "FANI" & 2.78 lakh people in Gujarat during Cyclone "Vayu". | 1           | 2491       |
| 12.     | Other incidents   | 30           | 12   | 10          | 40         |
| TOTAL   |   | 16069        | 91240  | 601         | 3149       |

#### IV. CIVIL DEFENCE

10.56 Civil Defence includes any measures not amounting to actual combat, for affording protection to any person, property, place or thing in India or any part of the territory thereof against any hostile attack, whether from air, land, sea or other places, or for depriving/mitigating the effect of any such attack whether such measures are taken before, during or after the time of such attack. It also includes measures taken for disaster management.

10.57 Civil Defence is primarily organised on a voluntary basis, except for a small nucleus of paid staff and establishment, which is

augmented during emergencies. The present target of Civil Defence volunteers is 14.11 lakh, out of which 5.38 lakh have already been raised.

10.58 The Central Government is responsible for formulating Civil Defence policy in the country. To help the State Governments, the Central Government reimburses 50% of the expenditure as per prescribed rates, incurred by the State Government in the form of grants-in-aid on the authorized items for raising, training and equipping of Civil Defence Services for NE States excluding Assam and 25% for other States including Assam.

10.59 During the period between 01.04.2019

and 31.12.2019, the Central Government has reimbursed ₹8.00 crore on account of expenditure incurred by the State Governments for raising, equipping and training of Civil Defence.

### **Directorate General of Civil Defence (DGCD)**

10.60 Directorate General of Civil Defence (DGCD) was established in 1962 with its headquarters at New Delhi in MHA to handle all policy and planning matters related to Civil Defence, Home Guards and Fire Services including the functioning of erstwhile National Civil Defence College and National Fire Service College, Nagpur. The post of Director General, Civil Defence has since been re-designated as Director General (Fire Service, Civil Defence and Home Guards) (DG-FS, CD&HG). The National Civil Defence College, Nagpur merged into National Disaster Response Force Academy is presently working under the control of NDRF.

### **HOME GUARDS**

10.61 'Home Guards' is a voluntary force, first raised in India in December, 1946, to assist the police in controlling civil disturbance and communal riots. Subsequently, the concept of the voluntary citizen's force was adopted by several States. In the wake of Chinese aggression in 1962, the Centre advised the States and UTs to merge their existing voluntary organization into one uniform voluntary force known as Home Guards. The role of Home Guards is to serve as an auxiliary force to the police in the maintenance of law and order and internal security situations, help the community in any kind of emergency such as an air raid, fire, cyclone, earthquake, epidemic etc., help in the maintenance of essential services, promote communal harmony and assist the administration in protecting the weaker sections, participate in socio-economic and welfare

activities and perform Civil Defence duties.

10.62 'Home Guards' are of two types - Rural and Urban. In border States, Border Wing Home Guards (BWHG) Battalions have also been raised, which serve as an auxiliary to the Border Security Force (BSF). The estimated strength of Home Guards in the country is 5.74 lakh against which the raised strength is 4.43 lakh as on 31.12.2019. The organization is spread over in all States and UTs except in Kerala.

10.63 The Central Government formulates the policy in respect of role, raising, training, equipping, establishment and other important matters of Home Guards Organization. Expenditure, as per prescribed rates, on Home Guards for authorized items is generally shared between Centre and State Government in the ratio of 75:25 for raising, training and equipping on reimbursement basis. For NE States except Assam, the sharing pattern between the Centre and State is in the ratio of 50:50. However, for BWHGs, the ratio of sharing of expenditure for authorized items between Central and State Government is 75:25 for the States of Punjab, Rajasthan and Gujarat and 100:0 for the States of Assam, Meghalaya, Tripura and West Bengal.

### **V FIRE SERVICE**

10.64 Fire Services are organized by the States/UTs. MHA renders technical advice to the States and UTs and Central Ministries on Fire Protection, Fire Prevention, Fire Legislation and Training.

10.65 Fire is a municipal function in the XIIth Schedule of the Constitution of India under Article 243(W), empowering the municipality to prepare plans for fire safety, and it is primarily the responsibility of the States to ensure safety of life and property due to fire accidents.

10.66 MHA plays an advisory role to the State Governments and concerned Ministries



/Departments on various issues related to fire services through DG - FS, CD&HG.

10.67 MHA had circulated the Model Fire Force Bill in the year 1958. On the basis of the said model Bill, most of the States have enacted their Fire Service Act and framed the Rules.

10.68 Over time, the role of fire services has been changed. A Sub-Committee namely "Fire Prevention and Legislation Committee" was constituted by the Standing Fire Advisory Council (SFAC) at its 22<sup>nd</sup> meeting. During the 31<sup>st</sup> meeting of SFAC, held in August 2005, an urgent need to update the Model Fire Force Bill was highlighted to address all issues relating to fire services including their role in Disaster Management as Multi-Hazard Response Unit and the provision of National Building Code of India in the State Fire Service Act.

10.69 A consultative process with the State Governments/UTs and stakeholders were undertaken. Review of international fire services acts were also made. Based on extensive consultation with the stakeholders, a draft Model Bill on Maintenance of Fire and Emergency Services were prepared and was circulated to the States/UTs on 16.09.2019 for framing/ updating their fire and emergency service Act/Rules as per their requirement.

### **National Fire Service College (NFSC)**

10.70 The officers of the Fire Service are trained in the National Fire Service College, Nagpur. The Fire Engineers of this College are placed in India and abroad for the job of Fire Prevention and Protection. The College also provides training on Fire Ground Operations, Paramedics and real-life situations for Disaster Management. The College has a panel of guest faculties from the Senior Fire Engineers/Officers of various Public and Private Sector Undertaking, State Governments, Municipal Corporations, Fire

Brigades, Port Trusts and Airport Authority to impart comprehensive training on various aspects of Fire Prevention and Fire Protection. During the year, 735 in-service fire personnel and engineering students from all over India were imparted professional training. Since inception, the college has trained 20,574 trainees. The College also conducts a four year B.E. degree programme in Science of Fire Engineering which is recognized by the All India Council for Technical Education (AICTE) and affiliated to Rashtrasant Tukadoji Maharaj (R.T.M.) Nagpur University. In addition, professional short term courses on Hazardous Material (Hazmat) Emergency Response Course, Medical Life Support for Responder Course and Orientation Course for Disaster Management have been planned to be conducted in the year 2020. The College has a capacity to train 246 Fire Engineers and 150 Fire Officers in professional courses in addition to 400 Sub-Fire Officers at Regional Training Institutes.

10.71 A Scheme for Up-gradation of the National Fire Service College, Nagpur was launched in June, 2010 at an outlay of ₹ 205 crore. The revised estimated cost of the Scheme is ₹ 235.99 crore. The overall objective of the scheme is to enhance the capacity of the college to meet the requirements of specialized professional training in all aspects, namely, fire prevention, fire protection and fire fighting, rescue, specialized emergency response in the event of disaster and also to cater to research documentation and consultancy requirements in the field. The Scheme is almost completed.

### **Medals on Fire Service, Home Guards & Civil Defence**

10.72 In order to encourage the outstanding contributions of Fire Services, Civil Defence and

Home Guards personnel, GoI awards Gallantry and Service medals twice every year, i.e., on the Republic Day and Independence Day. On

Independence Day, 2019, a total of 99 medals were awarded to Fire Service, Home Guards & Civil Defence Personnel.

| S.No. | Type of medals                              | Number of Fire Service Medals awardees |                  | Number of Home Guards & Civil Defence Medals awardees |                  |
|-------|---|--|------------------|---|------------------|
|       |   | Republic Day                           | Independence Day | Republic Day  | Independence Day |
| i     | President's Medal for Gallantry             | -                                      | -                | -   |                  |
| ii    | Medal for Gallantry                         | -                                      | 01               | -   | 0                |
| iii   | President's Medal for Distinguished Service | -                                      | 08               | -   | 08               |
| iv    | Medal for Meritorious Service               | -                                      | 46               | -   | 36               |
|       | <b>Total</b>                                | -                                      | <b>55</b>        | -   | <b>44</b>        |

## DISASTER MANAGEMENT PROJECTS /ACTIVITIES

### A. National Cyclone Risk Mitigation Project (NCRMP)

10.73 GoI had approved the National Cyclone Risk Mitigation Project (NCRMP) with the overall objective of minimizing vulnerability to cyclones and making people and infrastructure disaster resilient, in harmony with the conservation of the coastal ecosystem in the cyclone hazard prone States/UTs of India. The project has four components namely: i) Component A: Early Warning Dissemination Systems ensuring last mile connectivity ii) Component B: Cyclone Risk Mitigation Infrastructure like Multi-Purpose Cyclone Shelters (Evacuation/approach Roads/Bridges, Saline Embankments & Underground Cabling), iii) Component C: Technical Assistance for Multi-Hazard Risk Management and Capacity

Building and iv) Component D: Project Management and Implementation Support. Components A, C & D are fully financed by the Central Government and component B is financed by Central and State Governments in the ratio of 75:25. The Central Government component is funded through World Bank assistance (loan). NDMA is the implementing agency for the project. The project was approved in the following two phases as Centrally Sponsored Scheme (CSS).

10.74 The first phase of the NCRMP was approved in January, 2011 for the States of Andhra Pradesh and Odisha, at an outlay of ₹ 1496.71 crore, to be completed within 5 years. With the experience of Cyclone Phailin in 2013, the cost estimate for NCRMP Phase-I was revised to ₹ 2331.71 crore in July, 2015 with inclusion of additional infrastructure and the completion target was revised to 31.03.2018. After considering additional requests from the project

States, the project cost has further been revised to ₹ 2541.60 crore in May 2017, with date of completion as 31.12.2018.

10.75 The second phase of NCRMP was initially approved in July, 2015 for the States of Goa, Gujarat, Karnataka, Kerala, Maharashtra and West Bengal at a cost of ₹ 2361.35 crore with 31.03.2020 as project completion date. The cost of the project has been revised to ₹ 2691 crore with completion date as 15.03.2021.

10.76 Under NCRMP Phase-I, ₹ 1983.80 crore of Central Share was released to the States till 31<sup>st</sup> March, 2019 and during the year 2019-20, no funds were released to the States as NCRMP Phase-I, has been closed on 31.12.2018. Under NCRMP Phase-II, ₹ 1030.58 crore of Central Share was released to the States till 31<sup>st</sup> December, 2019 and during the year 2019-20, ₹ 146.44 crore was released to the States.

10.77 In both phases, 711 Multi-purpose cyclone shelters, 1290.02 km of roads, 88.12 km of Saline embankments and 34 ridges were constructed till 31.02.2019. During 2019-20, 38 Multi-purpose cyclone shelters, 30 kms of road and 01 bridge were constructed.

## **B. National Emergency Communication Plan (Phase-II)**

10.78 During the major disasters of Orissa Super Cyclone 1999 and Gujarat Earthquake 2001, it was observed that the break-down of telecommunication linkages resulted in loss of invaluable time in mobilizing National and State resources for effective response. Accordingly, a National Emergency Communication Plan (NECP) was developed to be implemented in two phases to set up reliable communication links between the decision makers at various levels and operational response teams at disaster

sites. The NECP envisages equipping NDRF with necessary satellite based telecommunication equipment including VSATs, transponders, satellite phones etc. for providing voice/ data/ video communication between the National Emergency Operation Center (NEOC) and NDRF Battalions. The first phase of NECP was approved in 2004 at an outlay of ₹ 11.28 crore. The 2nd phase of NECP was approved in 2011 at an outlay of ₹ 76.789 crore for 10 battalions of NDRF.

10.79 Meanwhile, two new battalions of NDRF were raised in 2015. Accordingly, the provision of NECP Phase-II was also extended to these newly raised battalions at an additional outlay of ₹ 16.4372 crore in 2017. ₹ 70.5783 crore was release under NECP Phase-II upto 31.12.2019.

## **C. Other Disaster Management Programmes (ODMPs)**

### **(i) National School Safety Programme (NSSP), a Centrally Sponsored Demonstrative Project of NDMA**

10.80 The "National School Safety Programme (NSSP)", a Centrally Sponsored Demonstrative Project of the GoI, with a total budget outlay of ₹ 48.47 crore, was implemented by NDMA in partnership with the State/UT Governments. The project covered 200 schools in each of the selected 43 districts (a total of 8600 schools) spread over 22 States/UTs of the country falling in seismic zones IV & V, with the aim to sensitize children and the school community on disaster preparedness and safety measures. The project was operational upto 31.03.2019.

### **(ii) Scheme for "Training of Community Volunteers in Disaster Response in selected 30 most flood prone districts of 25 States in India (Aapda Mitra)"**

10.81 NDMA has approved a CSS in May, 2016 at a total cost of ₹ 15.47 crore which is focused on

training of 6000 community volunteers (200 volunteers per district) in disaster response in 30 most flood prone districts of 25 States of India, i.e., Assam, Andhra Pradesh, Arunachal Pradesh, Bihar, Delhi, Gujarat, Haryana, Himachal Pradesh, erstwhile State of J&K now UTs of J&K and Ladakh, Karnataka, Kerala, Madhya Pradesh, Maharashtra, Manipur, Meghalaya, Mizoram, Nagaland, Odisha, Punjab, Sikkim, Tamil Nadu, Tripura, Uttar Pradesh, Uttarakhand and West Bengal. The implementation period of the project has now been extended upto 31.03.2020. 1<sup>st</sup> installment to all States/UTs and 2<sup>nd</sup>/Final installment to all States/UTs except Haryana, Punjab and Delhi have been released.

10.82 So far, a total of 5,116 community volunteers have been trained by 23 Project States (Andhra Pradesh - 102, Arunachal Pradesh - 91, Assam - 400, Bihar - 400, Gujarat - 200, Haryana - 50, Himachal Pradesh - 200, erstwhile State of J&K now UTs of J&K and Ladakh-200, Karnataka - 200, Kerala - 200, Madhya Pradesh - 150, Maharashtra - 200, Manipur - 200, Meghalaya - 200, Mizoram - 200, Nagaland - 200, Odisha - 400, Sikkim - 174, Tamil Nadu - 200, Tripura - 200, Uttar Pradesh - 349, Uttarakhand - 200 and West Bengal - 400).

10.83 Based on the positive response from States, NDMA is also planning to upscale the Scheme an-India. Preparation is ongoing and the project is expected to be launched in the next financial year 2020-21. An Expert Committee has also been formed with representatives from various Departments of GoI/State Governments and the 1<sup>st</sup> meeting was held on 24.10.2019. SFC alongwith Concept Note and Executive Summary has been prepared and submitted to MHA for necessary approval.

### **(iii) Subhash Chandra Aapada Prabhandhan Puraskar:**

10.84 The Government has instituted an annual award titled Subhash Chandra Bose Aapda Prabandhan Puraskar. The award is to be announced every year on 23<sup>rd</sup> January on the birth anniversary of Netaji Subhash Chandra Bose.

10.85 For the year 2020, a portal for Subhash Chandra Bose Aapda Prabandhan Puraskar was developed and nominations were invited from eligible persons/institutions for the award upto 15.10.2019. Screening of all the nominations was carried out under the laid down evaluation matrix criteria and was presented during the jury meeting held on 27.12.2019.

### **(iv) Project on “Sustainable Reduction in Disaster Risk” in 10 Multi-Hazard prone districts of 5 States in India**

10.86 NDMA, in partnership with five States/UTs viz., Assam, Bihar, erstwhile State of J&K, now UTs of J&K and Ladakh, Himachal Pradesh and Uttarakhand are implementing the project on “Sustainable Reduction in Disaster Risk” since June, 2016 at a total cost of ₹ 607.40 lakh, which aims to strengthen community and local self-government's preparedness and response in 10 most multi-hazard vulnerable districts, 02 each in 05 identified States. The project has now been extended upto 31.03.2020.

10.87 The first and second installment of funds have been released to all States in FY 2016-17, 2017-18 and 2018-19. Partial amount of 3<sup>rd</sup>/final installment of funds has been released to Himachal Pradesh and Uttarakhand only.

10.88 Various activities like formation of DM Teams; conduct of Sensitization Workshop on



CBDM; preparation of District Specific Work Plan; updation of DDMPs and SDMPs; training of Stakeholders on DRR; preparation of DRR/Recovery Plan; various awareness programme; ToT on CBDM, Training of Government Officials, NGOs, DM Team members; and conduct of Mock Drills have been undertaken under the project.

**(v) Capacity Building on Disaster Management for IAS and Central Services Officers at LBSNAA, Mussoorie:**

10.89 NDMA, in collaboration with Centre for Disaster Management (CDM), Lal Bahadur Shastri National Academy of Administration (LBSNAA), Mussoorie has approved the project in January, 2018 with an aim to train 2,850 (approx.) IAS/Central Service Officers in Capacity Building on Disaster Management and Disaster Risk Reduction at the CDM, LBSNAA during 2017-18 to 2019-20, at a total cost of ₹ 189.36 lakh. To this effect, an MoU was signed between CDM, LBSNAA and NDMA on 12.02.2018.

10.90 Under the project, ₹ 1,69,49,152/- have been released to CDM, LBSNAA. A total number of 2,655 Officers (2,115 Officers in FY 2017-18 and 2018-19 and 540 Officers in FY 2019-20) have been trained so far. Two case studies on Kerala Flood – 2018: Enquiry into Causes and Risk Mitigation Strategy and Heat Wave Management in Andhra Pradesh and Telangana : Efficacy of Heat Wave Guidelines & Action Plans are in progress and expected to be completed by February, 2020.

**(vi) Landslide Risk Mitigation Scheme (LRMS)**

10.91 NDMA has launched “Landslide Risk Mitigation Scheme (LRMS)” under Improving Disaster Risk Governance of SDMAs/DDMAs to landslide prone States for site-specific landslide

mitigation. It is a pilot scheme to demonstrate benefits of landslide mitigation measures along with landslide monitoring, awareness generation, capacity building/ training etc. MoU has been signed with SDMAs of Sikkim, Mizoram, Nagaland and Uttarakhand. The total cost of the scheme is ₹ 43.92 crore out of which ₹ 13.17 crore has been released as first installment to Sikkim, Mizoram, Nagaland and Uttarakhand.

**(vii) National Landslide Risk Management Strategy**

10.92 National Landslide Risk Management Strategy document has been released on the 15<sup>th</sup> Formation Day of NDMA held on 27.09.2019. The strategy document was prepared by the Task Force of experts.

**(viii) Earthquake Disaster Risk Index (EDRI) for 50 Cities and 1 District**

10.93 The EDRI report has been released on the 15<sup>th</sup> Formation Day of NDMA, 2019. A workshop is proposed to be organized by NDMA to sensitize the concerned city officials regarding the associated earthquake risk and measures to mitigate the risk.

**(ix) Resource Mapping of Earthquake Engineering Faculties in Engineering/ Architect Colleges**

10.94 The mapping of earthquake engineering resources is to be carried out through Malaviya National Institute of Technology (MNIT), Jaipur at a cost of ₹ 23.5 lakh. The MoU between NDMA and MNIT Jaipur has been signed on 18.10.2019. The first installment i.e. ₹ 9.4 lakh has been released.

**(x) Establishment of GIS Server and Creation of Geo-Database in NDMA**

10.95 The project aimed at developing a standardized spatial database, data layers, maps

and web-based GIS solutions to help decision makers to make informed decisions regarding mitigation measures to protect the people at large. The project has been sanctioned at a cost of ₹ 3.30 crore. Out of this, an expenditure of ₹ 2.61 crore has been incurred till date. The following work has been completed:

- (a) GIS lab has been established and made operational in NDMA and recruited expert manpower.
- (b) Creation of MP server and Geo Server has been completed.
- (c) Data Layer from various stakeholders is being integrated on GIS platform.
- (d) Web Service for data accessibility at user level has been provided.
- (e) Three training programmes have been conducted at Indian Institute of Surveying & Mapping (IISM), Hyderabad, Indian Institute of Remote Sensing (IIRS) Dehradun and North-Eastern Space Applications Centre (NESAC), Shillong in the area of use of GIS in Disaster Management.

#### **(xi) Basic training programme on CBRN Emergency Management for Sea Port Emergency Handlers**

10.96 NDMA is conducting a basic training programme to enhance the preparedness of Sea Port Emergency Handlers to respond against CBRN emergencies, encompassing threats emanating from the use of CBRN material at the seaports. The training programme is being conducted in collaboration with the Indian Ports Association (IPA), Institute of Nuclear Medicine and Allied Sciences (INMAS) and NDRF. The total cost of the project is ₹ 69.15 lakh. Four

training programmes were successfully completed at JNPT, Kandla, Mumbai and Tuticorin during April-October, 2019.

#### **(xii) Mobile Radiation Detection System (MRDS)**

10.97 NDMA has launched a project "Mobile Radiation Detection System" (MRDS) on surveillance and management of radiological emergencies. Under this project, police personnel are equipped with radiation measuring instruments, radiation safety kits and vehicle mounted radiation detection instruments. Training of police personnel is being imparted for effective surveillance and management of any radiological emergency in public areas. Police personnel in over 50 cities have already been provided with the equipment. 387 police personnel have been trained as trainers who are training the other police staff as per the SoP already prepared.

#### **(xiii) Preparation of Flood Hazard Atlas**

10.98 The work has been assigned to National Remote Sensing Centre (NRSC) for preparation of district-wise Flood Hazard Atlas under the guidance of an expert group constituted by NDMA. Flood Hazard Atlas of Odisha has been released and Flood Hazard Atlas of Uttar Pradesh is under process.

#### **D. Mock Exercises (ME)**

10.99 Till now 893 Mock Exercises have been conducted by NDMA across the length and breadth of the country. Following major Mock Exercises were conducted this year by NDMA for all stakeholders with the primary aim of testing the adequacy and efficacy of the Disaster Response Plans of States/Districts.

i) Multi State Level MEs on Earthquake were conducted in June, 2019 simultaneously in all districts of NCT of Delhi, 04 districts and 03 districts of Haryana and Uttar Pradesh respectively. A Mega Mock Exercise on Earthquake was conducted in all 12 districts of Himachal Pradesh in July, 2019.

ii) State Level MEs for Amarnath Yatra 2018 were conducted in Baltal, Ganderbal District and Pahalgaoon in Anantnag District in J&K during the month of June, 2019.

iii) State Level Mega Mock Exercise on Flood preparedness was conducted before the onset of Monsoons in Uttar Pradesh, where 40 most flood prone districts participated in July, 2019.

iv) First State Level ME on Chemical (Industrial) Disaster was conducted in Gandhi Nagar, Gujarat in September, 2019 in which 227 Industries and six Districts of Gujarat took part.

v) ME on Mass Public Gathering was conducted in October, 2019 in Kapurthala, Amritsar.

vi) Training on the Incident Response on Extreme Weather event was conducted on 21<sup>st</sup> and 22<sup>nd</sup> November, 2019 in the State of Nagaland.

vii) State Level Mock Exercise on Earthquake was conducted on 27<sup>th</sup> and 28<sup>th</sup> November, 2019 in the State of Tripura.

10.100 NDMA is also providing support for conduct of ME at district level to all States/UTs.

#### **E. Proposal for carrying out scoping study on role of Unmanned Aerial Vehicles (UAV)/Drones in Disaster Management:**

10.101 NDMA has initiated a proposal to carry out a Scoping Study on the role of UAVs/Drones in Disaster Management. The aim of the proposal is to increase the role of Science and Technology into various phases of disaster management by using drones as an innovation. The process of selection of an agency to conduct the study is underway.

\*\*\*\*\*

11.1 With the advancement of technology, international terrorism, organized crime and illicit trafficking in narcotic drugs have assumed transnational and global dimensions, with wide ranging ramifications on the peace, security and stability of the country. The scale and complexity of these emerging threats makes partnerships vital. In this context, several proactive steps are being taken by the Ministry of Home Affairs (MHA) to continuously engage with various countries for taking up and pursuing a variety of multilateral and bilateral initiatives in security related areas through various instruments. MHA, being the nodal Ministry for disaster management, is also actively involved in multilateral and bilateral international initiatives to mitigate and manage natural disasters.

### **South Asian Association for Regional Cooperation (SAARC)**

11.2 The South Asian Association for Regional Cooperation (SAARC) was set up in 1985 as an association of States to “promote the well-being of the population of South Asia and improve their standards of living; to speed up economic growth, social progress and cultural development; and to reinforce links between the countries of this area”. Presently, SAARC has eight member countries, namely, Afghanistan, Bangladesh, Bhutan, India, Maldives, Nepal, Pakistan and Sri Lanka. The

SAARC Secretariat is based in Kathmandu (Nepal).

11.3 The Eighth meeting of the SAARC Interior/Home Ministers was held at Colombo on 11.07.2017. The Meeting of the Core Group of SAARC Immigration and Visa Experts was held on 10.10.2017 at SAARC Secretariat, Kathmandu. Officers from MHA and the Central Bureau of Investigation (CBI) were nominated to participate in this meeting. The Third Meeting of the Core Group of SAARC Immigration and Visa Experts was held at Kathmandu on 18.04.2019. Officers from MHA and the Bureau of Immigration (BoI) attended the meeting.

### **Bilateral Cooperation**

11.4 The legal/bilateral framework for combating transnational crimes and international terrorism includes Mutual Legal Assistance Treaties (MLATs) in Criminal Matters, Memoranda of Understanding (MoU)/Agreements on Security Cooperation, Bilateral Instruments of Cooperation on Prevention and Combating Illicit Trafficking of Narcotic Drugs, Psychotropic Substances and Chemical Precursors, and related Offences and Agreements on Transfer of Sentenced Persons, which are signed between India and other countries. Such treaties/agreements are signed with a view to securing cooperation and



assistance to enable India to counter terrorism, organised crimes, drug trafficking, money laundering, counterfeiting of Indian currency notes etc.

### **Mutual Legal Assistance Treaties/Agreements in Criminal Matters**

11.5 Mutual Legal Assistance Treaty/Agreement in Criminal Matters is one of the significant instruments to improve and facilitate effectiveness of contracting countries in the investigation and prosecution of crimes, including crimes related to terrorism by providing necessary legal framework for rendering/receiving legal assistance in criminal matters.

11.6 As on 31.12.2019, Treaty/Agreement on Mutual Legal Assistance in criminal matters is in force with 40 countries, namely, Australia, Azerbaijan, Bahrain, Bangladesh, Belarus, Bulgaria, Bosnia & Herzegovina, Canada, Egypt, France, Hong Kong Special Administrative Region of the People's Republic of China, Indonesia, Iran, Israel, Kazakhstan, Kyrgyz Republic, Kuwait, Maldives, Mauritius, Malaysia, Mexico, Myanmar, Mongolia, Oman, Russia, Singapore, Spain, Sri Lanka, South Africa, South Korea, Switzerland, Tajikistan, Thailand, Turkey, Ukraine, United Arab Emirates (UAE), United Kingdom (UK), United States of America (USA), Uzbekistan and Vietnam. MLATs with Cambodia and Morocco have been signed but have not been ratified by these countries. With the assistance rendered under the MLATs, the law enforcement agencies have been executing requests with many of the contracting countries. Similarly requests from the contracting parties for such assistance are also being executed under the provisions of MLAT.

11.7 MLAT in Criminal Matters between India and Maldives was signed on 3<sup>rd</sup> September, 2019.

11.8 India, along with other SAARC countries, had also signed a Convention on 'Mutual Assistance in Criminal Matters' in 2008. India has since ratified the Convention. The Convention will come into force after its ratification by all the member States.

11.9 The final Negotiation Meeting between India and Germany was held from 3<sup>rd</sup> - 4<sup>th</sup> October, 2019 in New Delhi to finalize the text of the Treaty on the Mutual Legal Assistance in Criminal Matters.

### **Bilateral Agreements/ MoU on Security Cooperation and Prevention and Combating Illicit Trafficking of Narcotic Drugs, Psychotropic Substances and Chemical Precursors, as well as related Offences**

11.10 India has signed 42 bilateral Agreements / MoUs on security cooperation, narcotic drugs and other related fields with Afghanistan, Australia, Bangladesh, Bahrain, Bhutan, Bulgaria, Cambodia, China, Croatia, Cyprus, Egypt, France, Federal Republic of Germany, Iran; Israel, Italy, Republic of Korea, Kuwait, Laos People's Democratic Republic, Maldives, Mauritius, Mongolia, Mozambique, Myanmar, Nepal, Oman, Pakistan, Poland, Qatar, Romania, Russia, Singapore, Saudi Arabia, Sri Lanka, Tajikistan, Thailand, Turkey, UAE, UK, USA, Uzbekistan and Zambia.

11.11 These Agreements/ MoUs are operationally useful in enhancing the mutual cooperation between the countries in addressing transnational organized crime, regulation of narcotic drugs and psychotropic substances, and

in combating drug trafficking. These bilateral instruments improve the effectiveness of both countries in prevention, investigation, prosecution and suppression of crimes and to continue cooperation between the intelligence and law-enforcement agencies of the participants. Further, such Agreements/MoUs are also helpful in appraising the participating countries about the contact details of the nodal officers who can be approached for sharing real-time intelligence relating to crime, drug trafficking and also facilitate cooperation in training, capacity building and agency-level interaction between the Heads of the Law Enforcement Agencies (LEAs) of the two countries.

11.12 An Agreement on Security Cooperation between the Government of the Republic of India and the Government of the Kingdom of Saudi Arabia was signed on 29.10.2019 during the visit of the Hon'ble Prime Minister of India to Saudi Arabia.

11.13 A MoU between the Republic of India and the Kingdom of Saudi Arabia in the field of combating illicit trafficking and smuggling of narcotic drugs, psychotropic substances and chemical precursors was signed on 29.10.2019 during the visit of the Hon'ble Prime Minister of India to Saudi Arabia.

11.14 An Agreement between the Ministry of Home Affairs of the Republic of India and the Ministry of Internal Affairs of the Republic of Uzbekistan on Cooperation in the field of Combating Transnational Organized Crime and International Terrorism was signed on 20<sup>th</sup> November, 2019 during the visit of the Hon'ble Minister of Internal Affairs of Uzbekistan to India.

## **Bilateral and Multilateral Mechanism on Human Trafficking**

11.15 India has signed bilateral MoU with Governments of Bangladesh, UAE and Cambodia on human trafficking. An MoU on human trafficking has also been signed with Myanmar on 27.02.2020. A Joint Task Force meeting of India and UAE was held at UAE from 4th - 5th August, 2019 to discuss bilateral issues relating to human trafficking between two countries.

11.16 India is signatory to the SAARC Convention on Preventing and Combating Trafficking in Women and Children for Prostitution. India has also ratified the United Nations Convention on Transnational Organized Crime (UNCTOC) and its Protocols namely (i) Protocol to Prevent, Suppress and Punish Trafficking in Persons, especially Women and Children and (ii) Protocol against the Smuggling of Migrants by Land, Air and Sea, supplementing the UNCTOC.

## **Bilateral and Multilateral Mechanism on Transfer of Sentenced Person**

11.17 The Repatriation of Prisoners Act, 2003 was enacted for enabling foreign prisoners convicted in India and Indian prisoners convicted in foreign countries to be transferred to a jail in their native country to serve the remainder of their sentence. The Act came into force on 01.01.2004. A bilateral Agreement is signed with interested countries for transfer of sentenced persons. The Government of India (GoI) has signed Agreements with 31 countries namely Australia, Bahrain, Bangladesh, Bosnia & Herzegovina, Brazil, Bulgaria, Cambodia, Egypt, Estonia, France, Hong Kong, Iran, Israel, Italy, Kazakhstan, Korea, Kuwait, Maldives, Mauritius, Mongolia, Qatar, Russia, Saudi

Arabia, Somalia, Spain, Sri Lanka, Thailand, Turkey, UAE, UK and Vietnam.

11.18 India has also acceded to two multilateral conventions on transfer of sentenced persons, namely Inter-American Convention on Serving Criminal Sentences Abroad and Council of Europe Convention on Transfer of Sentenced Persons by virtue of which sentenced persons can seek to serve the remainder of their sentence in their native country.

### **Indo-Bangladesh Relations**

11.19 A three-tier bilateral institutional mechanism was set up between India and Bangladesh in 1994 to resolve security and border management issues. The first level talks is at Director General (DG), Border Security Force (BSF) and DG, Border Guards,

Bangladesh (BGB) level, the second is a Joint Working Group (JWG) at the level of Joint Secretaries of both the countries and the third is at Home Secretary level. In addition to the three-tier mechanism, Home Minister level talks between India and Bangladesh are also held to address the security concerns of both the countries.

11.20 The 7<sup>th</sup> Meeting of the India-Bangladesh Home Minister level talks (HMLT) was held on 07.08.2019 at New Delhi. The HMLT was co-chaired by Shri Amit Shah, Home Minister of India and Mr. Asaduzzaman Khan, Minister for Home Affairs of Bangladesh. In the meeting, various issues relating to security, border management, fencing, boundary demarcation, implementation of various Agreements/MoUs signed between two countries etc. were discussed.



**7<sup>th</sup> Home Minister level talks between India and Bangladesh on 07.08.2019 at New Delhi**

(Source: Protocol Section, MHA)



## Indo-Myanmar Relations

11.21 The Government of India and Myanmar had signed a MoU for maintenance and tranquility in border areas in January, 1994. Pursuant to this MoU, Joint Secretary and Home Secretary level talks between the two countries are held every year alternately in India and Myanmar.

11.22 The 24<sup>th</sup> Sectoral Level Meeting between

India and Myanmar was held on 23<sup>rd</sup> - 24<sup>th</sup> September, 2019 at Myanmar. The Indian delegation was led by Shri Satyendra Garg, Joint Secretary (NE), MHA, GoI and Myanmar delegation by Mr. U Khaing Tun Oo, DG, MHA, Government of Myanmar. During the meeting, cooperation on internal security, management of international borders, cooperation in prevention of drug trafficking, wildlife smuggling and issues of mutual concerns were discussed.



**24<sup>th</sup> Sectoral Level Meeting between India and Myanmar held on 23<sup>rd</sup>-24<sup>th</sup> September, 2019 at Myanmar**

(Source: MEA)

## International Cooperation in the field of Border Management

11.23 The 2<sup>nd</sup> meeting of the Sub-group on Infrastructure of Integrated Check Posts (ICPs)/Land Customs Stations (LCSs) was held during 18th - 20th July, 2019 in Siliguri, India, along with visit to Changrabandha and Fulbari Land Customs Stations (proposed to be developed as ICPs). The Indian side was led by

Shri A.K. Bamba, Chairman, Land Ports Authority of India (LPAI), MHA. The Bangladesh side was led by Mr. Tapan Kumar Chakraborty, Chairman, Bangladesh Land Port Authority, Ministry of Shipping, Government of Bangladesh.

11.24 Besides reviewing the decisions taken at the 1<sup>st</sup> meeting of the Sub-group on Infrastructure of ICPs/LCSs, various issues including those relating to Petrapole-Benapole Land Ports,



Agartala-Akhaura Land Ports, progress of ICPs on either side of the border, developing/introducing land route in Birol-Radhikapur and Dorshona-Gede, establishing quarantine facilities and testing laboratory at Hili (Hilli), Changrabandha (Burimari) and Agartala (Akhaura) etc. were discussed.

### High Level Bilateral Visits and Meetings

11.25 A Delegation led by Director General for the Directorate-General of Migrations, Home Affairs and Citizenship (DG Home), European Union, Ms. P. Michou met GoI Delegation led by Secretary (BM), MHA on 10<sup>th</sup> July, 2019 in New Delhi to discuss Strategic Cooperation on Cybercrime.

11.26 A Parliamentary Delegation of Commission I (Law, Politics and Government of the House of Representatives of Aceh, Indonesia, led by Mr. Azhari S.Ip met GoI Delegation led by Special Secretary (CS), MHA on 15.07.2019 in New Delhi to gather information concerning democratic system in India, Centre-State relations, good governance, public services and bureaucratic reform.

11.27 A Delegation led by the Minister for Law of the Republic of Singapore, Mr. K. Shanmugam, met GoI Delegation led by Shri Amit Shah, Hon'ble Home Minister on 31.08.2019 in New Delhi to discuss the bilateral relations between the two nations.



**Meeting between GoI Delegation led by Hon'ble Home Minister and the Government of Singapore Delegation led by Mr. K. Shanmugam, Minister for Home Affairs & Law of the Republic of Singapore on 31.08.2019 in New Delhi**

(Source: Protocol Section, MHA)



**Exchange of Pleasantries by the Hon'ble Home Minister with the Minister for Home Affairs & Law of the Republic of Singapore, Mr. K. Shanmugam**

(Source: Protocol Section, MHA)

11.28 A Bilateral Meeting between a delegation led by Prof. (Dr.) Guntur Krings, Parliamentary State Secretary (MoS), Ministry of Interior, Federal Republic of Germany and GoI delegation led by the Union Home Secretary was held in New Delhi on 01.11.2019 to discuss various bilateral issues.

11.29 A Bilateral meeting between a delegation led by H.E. Pulat Bobojonov, Minister of Internal Affairs of Uzbekistan and a GoI delegation led by Hon'ble Home Minister was held in New Delhi on 20.11.2019 to discuss bilateral issues on Security Cooperation.





**Meeting between GoI Delegation led by Hon'ble Home Minister and Uzbek Delegation led by H.E. Pulat Bobojonov, Minister of Internal Affairs of Uzbekistan on 20.11.2019 in New Delhi**

(Source: Protocol Section, MHA)



**Exchange of Agreement on Cooperation in the field of Combating Transnational Organised Crimes and International Terrorism between India and Uzbekistan on 20<sup>th</sup> November, 2019 in New Delhi**

(Source: Protocol Section, MHA)

### 11.30 Capacity Building

- (a) MHA undertakes capacity building not just for its own Police forces but also for foreign police personnel. During the period between 01.04.2019 to 31.12.2019, 429 foreign Police officials from friendly countries, i.e., Bangladesh, Bhutan, Nepal, Myanmar, Mauritius, Maldives, Mozambique, Zambia, South Sudan and other countries have undergone various training programmes in various training Institutions under bilateral cooperation.
- (b) MoU was signed on 14.06.2019 between National Guards of the Armed Forces of the Kyrgyz Republic and National Security Guards of India on Cooperation.
- (c) Support in up-grading the Women's Police Training Centre, Yamethin Myanmar and Indian assistance for planning design and construction of a new Police Academy at Cote d' or, Mauritius are in progress.

11.31 The Government of the USA has offered/conducted Anti-Terrorism Assistance (ATA) courses for police officers in India under Homeland Security Dialogue. During the period between 01.04.2019 to 31.12.2019, 163 officers attended training course conducted under Anti-Terrorism Assistance (ATA) Programme under the Bilateral agreement.

### Global Peacekeeping

11.32 MHA also contributes to the UN efforts for global peacekeeping. The Officers at various levels are sent on secondment, whenever asked by the UN and regular deployments of Formed Police Units (FPU) too are made on request.

During the period between 01.04.2019 to 31.12.2019, 19 Indian Assessment for Mission Service (AMS) qualified Civilian Police (CIVPOL) officers from different States, Union Territories (UTs), Central Police Organisations (CPOs), and Central Armed Police Forces (CAPFs) have been deployed with UN Peacekeeping Missions in South Sudan and Cyprus. At present, 30 AMS qualified officers are serving with UN Peacekeeping Missions in South Sudan and Cyprus. Moreover, One Lady Police Officer from AGMUT Cadre is on secondment post at P-V level at Police Division, UN Headquarters, New York for contributing in UN Peace Operations. The following FPUs are also deployed with UN Peacekeeping Missions:

- (a) One FPU from Border Security Force (BSF) at DR Congo (MONUSCO).
- (b) A Female Engagement Team (FET) from SSB at DR Congo (MONUSCO)

### Address at the 28<sup>th</sup> Session of the Commission on Crime Prevention and Criminal Justice (CCPCJ) held from 20<sup>th</sup>-24<sup>th</sup> May, 2019 in Vienna, Austria

11.33 An Indian delegation headed by the Joint Secretary (Centre-States) participated in the 28<sup>th</sup> Session of the Commission on Crime Prevention and Criminal Justice (CCPCJ) held from 20<sup>th</sup> - 24<sup>th</sup> May, 2019 in Vienna, Austria. The Session focused on preparation for the 14<sup>th</sup> UN Congress on Crime Prevention and Criminal Justice to be held in Kyoto (Japan) in April, 2020 and on implementation of UN General Assembly Resolution 73/186 on "Enhancing the Role of the Commission on Crime Prevention and Criminal Justice in contribution to the Implementation of 2030 Agenda for Sustainable Development". A



country statement was also made in the Plenary focusing on the international cooperation in the fight against terrorism in all its forms and

manifestations as well as various initiatives taken in furtherance of Sustainable Development Goals (SDGs), 2030.



**Shri S.K. Shahi, JS (CS), MHA addressing the Commission on Crime Prevention and Criminal Justice**

(Source: Protocol Section, MHA)

## **INTERNATIONAL ENGAGEMENTS IN DISASTER MANAGEMENT**

### **A. SAARC Disaster Management Centre (SDMC)**

11.34 In the 37<sup>th</sup> meeting of SAARC Council of Ministers (CoM) in Pokhara, Nepal, it was decided to merge the four regional institutions, namely, SAARC Disaster Management Centre (SDMC - New Delhi, India); SAARC Meteorological Centre (SMRC - Dhaka, Bangladesh); SAARC Forestry Centre (SFC - Thimpu, Bhutan); and SAARC Coastal Zone Management Centre (SCZMC - Male, Maldives) into a SAARC Disaster Management Centre which shall be located in India.

11.35 The SDMC was envisioned to give a fillip to regional cooperation for holistic management of disaster risk in the SAARC region. It serves the Member States by providing policy advice, technical support on system development, capacity building services and training. The centre facilitates exchange of information and expertise for effective and efficient management of disaster risk especially in the case of transboundary disasters. As needed, SDMC is required to function under the SAARC Secretariat where all other countries (Afghanistan, Bangladesh, Bhutan, India, Maldives, Nepal, Pakistan and Sri Lanka) are members.

11.36 India had offered to have the new centre located in India, in view of extensive domain expertise emanating from a large network of specialized Institutions, experience of disaster relief work in other countries through mechanisms such as the National Disaster Response Force (NDRF), and centrality of location that translates into shortest response time.

11.37 In the meantime, the new centre had started functioning with the approval of the SAARC member countries in April, 2016 as an interim unit. The Interim Status shall go away after the formal approval by the Head of States of SAARC countries in the SAARC Summit. The Blue Print for the SDMC prepared by the National Institute of Disaster Management (NIDM) and the National Disaster Management Authority (NDMA) was discussed in the SAARC Expert Group Meeting and approved by the Member countries. The Interim Unit (IU) was initially housed in NIDM, New Delhi and later on shifted to the sprawling Gujarat Institute of Disaster Management (GIDM) Campus, Gandhinagar, Gujarat. During the current financial year, SDMC (IU) has so far organized 5 training programmes/ workshops which were attended by participants from all SAARC countries.

## **B. Coalition for Disaster Resilient Infrastructure**

11.38 At the 2016 Asian Ministerial Conference on Disaster Risk Reduction (AMCDRR), the Hon'ble Prime Minister announced a 10-point agenda on Disaster Risk Reduction. One of the agenda items was that India would work with partner countries and key stakeholders to build a coalition on centre for promoting disaster resilient infrastructure in the

region. This will help to generate new knowledge for hazard risk assessment, disaster resilient technologies and mechanisms for integrating risk reduction in infrastructure financing.

11.39 In 2017, GoI established a Task Force to assess the feasibility and plan for establishing a global Coalition for Disaster Resilient Infrastructure (CDRI). The Task Force Report recommended the establishment of the coalition (CDRI) and made detailed conclusions and recommendations on the same.

11.40 In furtherance of the agenda to establish and lead such a global coalition, NDMA held the First and Second International Workshop on Disaster Resilient Infrastructure (IWDR) in New Delhi in January, 2018 and March, 2019 respectively. The Outcome Document of the IWDR 2019, drafted in consultation with representatives from 34 participating countries, recognized the broad-based international appreciation and support of the leadership role taken by GoI by proposing to set up the CDRI.

11.41 GoI has approved the recommendations of the Standing Finance Committee on establishment of an international CDRI at an outlay of ₹ 480 crore (approx. USD 70 million) the corpus required to fund technical assistance and research projects on an ongoing basis setting up the secretariat office and covering recurring expenditure over a period of 5 years from 2019-20 to 2023-24 with fund provision as grant from MHA to CDRI Society on a non-lapsable basis.

11.42 The CDRI Society is to function as an Interim-Secretariat of the CDRI. Memorandum of Association (MoA) and Bye-laws of the

Society is stipulated to provide a mechanism for coordination and effective implementation of the aims of the CDRI.

11.43 The Hon'ble Prime Minister of India, Shri Narendra Modi, announced a global CDRI, at the UN Climate Action Summit 2019 held in New York City, USA on 23.09.2019. Developed through consultation with more than 35 countries, the objectives of CDRI are as follows: -

- (a) The CDRI will serve as a platform where knowledge is generated and exchanged on different aspects of disaster and climate resilience of infrastructure.
- (b) It will bring together technical expertise from a multitude of stakeholders. In doing so, it will create a mechanism to assist countries to upgrade their capacities and practices with regard to infrastructure development in accordance with their risk context and economic needs.
- (c) The work of CDRI will focus on relevant thematic areas including the four major themes of (i) Risk Assessment for key infrastructure sectors at multiple scales; (ii) Standards, regulation and mechanisms for enforcement; (iii) Role of finance in promoting disaster resilience; and (iv) Predictable mechanisms for supporting disaster recovery in key infrastructure sectors.
- (d) Gaps in knowledge and practice in the above thematic areas act as barriers to the development of resilient infrastructure. This coalition will provide a platform/forum for countries at all stages of development to access knowledge and

resources from other members and to contribute to the resilience of each other's infrastructure.

11.44 The charter of CDRI has been shared with 38 countries including G 20 and non-G 20 nations. So far, 14 countries viz., Afghanistan, Australia, Bhutan, Fiji, Germany, Italy, Japan, Maldives, Mauritius, Mongolia, Sri Lanka, UK, Nepal and the USA have conveyed their willingness to join the CDRI in writing.

11.45 The coalition will provide a Platform for India to emerge as a global leader on Climate Action and Disaster Resilience. It will complement the International Solar Alliance (ISA) and will address adaptation and disaster resilience. CDRI will facilitate India's support to resilient infrastructure in Africa, SIDS and Asia. It will also help in access to knowledge, technology and capacity development for our infra developers and also in creating opportunities for Indian infrastructure and technology firms to expand services abroad.

### **C. Co-Chair of Consultative Group (CG) of Global Facility for Disaster Reduction and Recovery (GFDRR)**

11.46 GFDRR is a global forum for strategic advice, coordination, partnership development and review of progress in the implementation of the Sendai Framework for Disaster Risk Reduction (SFDRR) 2015-2030. The SFDRR was adopted by 187 countries at the 3<sup>rd</sup> UN World Conference on Disaster Risk Reduction held in March, 2015 in Sendai, Japan.

11.47 India has been unanimously chosen as co-chair of the Consultative Group (CG) of GFDRR for the fiscal year 2020. The decision was taken during the CG Meeting of GFDRR held in

Geneva, Switzerland on 14.05.2019 of the 6<sup>th</sup> Session of the Global Platform for Disaster Risk Reduction (GPDRR) 2019.

11.48 This will give the country an opportunity to work with the member countries and organizations of GFDRR with a focused contribution towards advancing the disaster risk reduction agenda during the course of the year.

11.49 India assumed co-chair of CG of GFDRR with effect from 01.07.2019.

#### **D. Participation of Indian delegation in the Global Platform for Disaster Risk Reduction (GPDRR) held at Geneva, Switzerland from 13<sup>th</sup> - 17<sup>th</sup> May 2019**

11.50 A high-level Indian delegation led by Dr. P. K. Mishra, Additional Principal Secretary to the Prime Minister participated in the GPDRR held at Geneva, Switzerland from 13<sup>th</sup> - 17<sup>th</sup> May, 2019 convened and organised by the United Nations Office for Disaster Risk Reduction (UNDRR) and hosted by the Government of Switzerland.

11.51 During GPDRR, India and UNDRR jointly hosted a meeting on 17.05.2019 in connection with the CDRI. In the meeting, 13 countries, multilateral banks and global organizations including European Union were invited. In the meeting, the way forward after the International Workshop on Disaster Resilient Infrastructure held in New Delhi in March, 2019, including possible international events for launching the coalition were discussed. The meeting was led by Dr. P.K. Mishra, Additional Principal Secretary to Prime Minister and Ms. Mami Mizutori SRSG, UNDRR.

11.52 Indian delegation held bilateral

meetings with European Union (EU), Australia, U.K., Nepal Reconstruction Agency and United Nations Development Programme (UNDP) to promote cooperation for disaster risk reduction.

#### **E. Shanghai Cooperation Organization**

11.53 In 2017, India got Shanghai Cooperation Organization (SCO) full membership and the Hon'ble Prime Minister attended the annual SCO Summit meeting in Astana in June, 2017. The membership of India to SCO has opened additional opportunities for giving a new impetus to the development of international cooperation in the field of protecting the population and territories from emergency situations within the framework of the SCO and will bring it to qualitatively new positions in regional and global formats.

11.54 The then Union Home Minister Shri Rajnath Singh had led the Indian delegation to the Kyrgyz Republic to attend the 9<sup>th</sup> Meeting of Heads of Government authorities of SCO Member States, dealing with the prevention and elimination of emergency situations on 24<sup>th</sup> - 25<sup>th</sup> August, 2017. During this meeting, the Union Home Minister also moved a proposal to organise a Joint Urban Earthquake Search and Rescue exercise of SCO member states to improve collective preparedness and also to host the next meeting of SCO head of departments dealing with disaster prevention in 2019. Both the proposals were accepted unanimously by all the members of the SCO.

11.55 In line with the above commitment, GoI had organized a Joint Urban Earthquake Search and Rescue exercise of SCO Member States to improve collective preparedness from 4<sup>th</sup> - 7<sup>th</sup> November, 2019 in New Delhi. All the Member States of SCO viz., China, India, Kazakhstan,



Kyrgyzstan, Russia, Pakistan, Tajikistan and Uzbekistan participated in this exercise; Mongolia participated as an observer. In addition, representatives from International Search and Rescue Advisory Group (INSARAG), UNDP, United Nations Children's Fund (UNICEF), World Health Organisation (WHO) and State Disaster Response Force (SDRF) also participated in this simulation exercise. During the exercise, participants rehearse the disaster response mechanism and share knowledge, experience and expertise in the field of Disaster Management. This exercise provides an opportunity to enhance the coordination and cooperation involving multi-agency operations in an earthquake of large magnitude.

11.56 The Tenth SCO Meeting of the Heads of Departments of Member-States of SCO, dealing with prevention and elimination of Emergency Situations was held in New Delhi on 08.11.2019. The meeting was chaired by the Hon'ble Union Minister of Home Affairs of India, Shri Amit Shah. The Ministers and Heads of the Departments of Prevention and Elimination of Emergency Situations of SCO Member-States, the representatives of Diplomatic Missions of the Islamic Republic of Pakistan and the Republic of Tajikistan and the SCO Secretariat participated in this meeting. During this meeting, the parties agreed on the need to step up their joint efforts to strengthen cooperation and provide assistance in the field of Prevention of Emergency Situations and provide assistance.

#### **F. Bay of Bengal Initiative for Multi-Sectoral Technical and Economic Cooperation (BIMSTEC)**

11.57 During the 4<sup>th</sup> BIMSTEC Summit held at

Kathmandu in August, 2018, Hon'ble Prime Minister of India proposed to host the 2<sup>nd</sup> BIMSTEC Disaster Management Exercise and the expert Group Meeting of NDMAs/NDMOs of BIMSTEC Nations in 2019-2020 in India.

11.58 In line with the above commitment, the preparatory meeting for 2<sup>nd</sup> Bay of Bengal Initiative for Multi-Sectoral Technical and Economic Cooperation Disaster Management Exercise (BIMSTEC DMEx-2020) was held from 14<sup>th</sup> - 15<sup>th</sup> November, 2019 at Puri, Odisha. The main objective of the Preparatory Meeting was to work out the modalities and requirements of BIMSTEC DMEx-2020 in advance. All seven BIMSTEC nations namely Bangladesh, Bhutan, India, Nepal, Sri Lanka, Myanmar and Thailand participated in the Preparatory Meeting.

11.59 The main 2<sup>nd</sup> BIMSTEC Disaster Management Exercise- 2020 was held on 11-13 February, 2020 at Bhubneshwar and Puri in Odisha. The main focus of BIMSTEC DMEx was to test the existing procedures for notification, preparedness and response to an emergency in a coordinated manner during a major earthquake scenario and flooding or storm surge at the cultural heritage site. This exercise had test multi-stakeholders coordination in a disaster scenario involving international, national, state, district and local agencies.

#### **G. Memorandum of Understanding (MoU) with the Government of Mongolia**

11.60 MoU on cooperation between National Emergency Management Agency (NEMA) of the Government of Mongolia and the NDMA, GoI in the field of Disaster Management was signed on 20.09.2019.

\*\*\*\*\*

### **Umbrella Scheme of Modernisation of Police Forces (MPF)**

12.1 The Sub-Group of Chief Ministers on rationalization of Centrally Sponsored Schemes (CSS), constituted under the chairmanship of Shri Shivraj Singh Chauhan, Chief Minister of Madhya Pradesh, recommended in the year 2015 that the schemes of “law and order” and “justice delivery system” be treated as part of the core National Development Agenda. In pursuant to this recommendation, the Government of India (GoI) (NITI Aayog), vide O. M. dated 17.8.2016, has included the umbrella scheme of “Modernization of Police Forces (MPF)” as a 'core' scheme, while finalizing 6 'Core of the Core' schemes, 20 'Core' Schemes and 2 'optional schemes by rationalizing existing 66 CSSs.

12.2 In order to achieve programmatic outcomes by harnessing the inter-linkages and complementarities of these schemes, the Ministry of Home Affairs (MHA) has consolidated the schemes and projects under an umbrella scheme. The objective is to bring all the relevant schemes that contribute to modernizing the police forces and improve their functioning at one place in the Union budget.

12.3 The umbrella scheme of “Modernization of Police Forces (MPF)” has been approved by the Government on 27.09.2017 for implementation during 2017-18 to 2019-20, with a total outlay of

₹ 25,061 crore. Out of this total outlay, the Central outlay approved is ₹ 18,636 crore and the States' share is ₹ 6,425 crore. Under this 'core' scheme, Jammu & Kashmir (J&K), Himachal Pradesh, Uttarakhand and 8 North-East (NE) States viz., Arunachal Pradesh, Assam, Manipur, Meghalaya, Mizoram, Nagaland, Sikkim and Tripura are eligible to receive 90% of Central assistance and the States need to provide 10% funds. In case of the rest of the States, Central share is 60% and States have to contribute 40% share.

12.4 Broadly, this umbrella scheme comprises of two schemes, namely, scheme for Modernization of Police Forces of States and Union Territories (UTs) and scheme of Security Related Expenditure (SRE) for J&K, NE States and Left Wing Extremism (LWE) affected areas. Under these two verticals, there are 17 sub-schemes structured as below:

- **Vertical I: MPF of States & UTs**
- **Three Central Sector Sub-schemes**
  - (i) Crime and Criminal Tracking Network and Systems (CCTNS)
  - (ii) Projects under Inter-State Police Wireless
  - (iii) Implementation of ePrisons
- **Two State Sector Sub-schemes**
  - (i) Assistance to States for Modernization of Police.

- (ii) Assistance to States for Special Projects/Programmes for upgrading Police infrastructure
- **Vertical II: Security Related Expenditure (SRE) for J&K/NE/LWE**
- **Seven Central Sector Sub-schemes**
  - (i) Assistance to Central Agencies & others for LWE Management
  - (ii) Civic Action Plan (CAP)(LWE)
  - (iii) Media plan (Advertising & Publicity) (LWE)
  - (iv) Special Central Assistance to 35 worst LWE affected districts
  - (v) SRE (LWE) (Central Sector)
  - (vi) SRE (J&K)-Relief & Rehabilitation
  - (vii) SRE (J&K)-Security Environment
- **Five State Sector Sub-schemes**
  - (i) SRE (J&K)- Police
  - (ii) SRE (NE)
  - (iii) SRE (LWE)
  - (iv) Special Infrastructure Scheme along with construction of 250 fortified Police Stations in LWE affected States
  - (v) Reimbursement to States for administration of Central Acts

### **Scheme of "Assistance to States for Modernisation of Police" (erstwhile Scheme for Modernisation of State Police Forces)**

#### **Objectives**

12.5 Although 'Police' and 'Public Order' are State subjects, as due to financial constraints the States have not been able to modernize and equip their police forces up to the desired level, MHA has been supplementing the efforts and resources of the States by implementing the Scheme for

Modernization of State Police Forces since 1969-70. This scheme has been continued with the new name 'Assistance to States for Modernization of Police'. The main objectives of the scheme are to meet the identified deficiencies in various aspects of police functioning and reduce the dependence of the State Governments on the Army and Central Armed Police Forces (CAPFs) to control internal security and law and order situation, by way of equipping the State Police Forces adequately.

#### **Extension of the Modernisation of State Police Forces Scheme beyond 2016-17**

12.6 As per the approved scheme for the period during 2012-13 and 2016-17, funds were to be allocated and released for construction activities and acquisitions of weaponry, various equipments etc. Funds for construction activities were released during 2013-14 and 2014-15. Thereafter, funding for construction activities was discontinued, since as per recommendations of 14<sup>th</sup> Finance Commission, devolution to States from Central taxes increased from 32% to 42% and States were required to allocate more funds for construction activities. This Scheme has been extended for a further period of three years from 2017-18 to 2019-20, with the new name "Assistance to States for Modernization of Police". This is a sub-scheme under the umbrella scheme of MPF. The items required by the State Police such as weapons, equipment etc. are funded under the sub-scheme. Also, to facilitate targeted interventions, utilization of funds has been allowed for 'mobility' and 'construction of police infrastructure, including housing' only in specific theatres viz., J&K, insurgency affected areas of NE Region and LWE affected areas. Further, the items under 'mobility' head would be used only for strengthening field level police offices and not State level police offices. An overall outlay of ₹ 7380 crore under the scheme has been approved for three years during the period between 2017-18 to 2019-20. The annual



allocation of funds to States under the Scheme, however, will depend upon the actual budgetary resources made available by the Ministry of Finance in a given financial year.

### Funds Released under the Scheme

12.7 The States are grouped into two categories, namely Category 'A' and Category 'B' for the purpose of funding. Category 'A' States, namely erstwhile State of J&K, Himachal Pradesh, Uttarakhand and 8 NE States viz., Arunachal Pradesh, Assam, Manipur, Meghalaya, Mizoram, Nagaland, Sikkim and Tripura are eligible to receive 90% of Central assistance and the States need to provide 10% funds. The State-wise statement of funds released to Category 'A' States under the Scheme for Modernization of State Police Forces since 2014-15 onwards is indicated at Annexure-XIII. The remaining States are in Category 'B' and these States are provided 60% Central assistance and the States need to provide 40% funds. Annexure-XIV gives State-wise statements of funds released to category 'B' States since 2014-15.

### Approval Mechanism

12.8 The allocation made for this scheme in the Union Budget is further distributed /allocated among all the States, as Central share, based on pre-decided inter-State distribution ratio. Each State Government has to add commensurate State share (40% or 10%) and the States have to formulate their State Action Plans (SAPs) based on their strategic priorities and requirements. These SAPs are approved by State Level Empowered Committee (SLEC) at State level and by High Powered Committee (HPC), headed by Joint Secretary looking after the scheme at Central Government level. Approval Cycle of SAPs has been preponed, and as per the modified approval cycle, the SAPs are to be approved by February, i.e. a month prior to commencement of the Financial Year (FY), and State could avail release of funds from 1<sup>st</sup> April. This has been done to facilitate timely release of funds to the States.



**Meeting of High Powered Committee at Panchkula on 01.08.2019**

(Source: O/o. DGP, Haryana / PM Division, MHA)





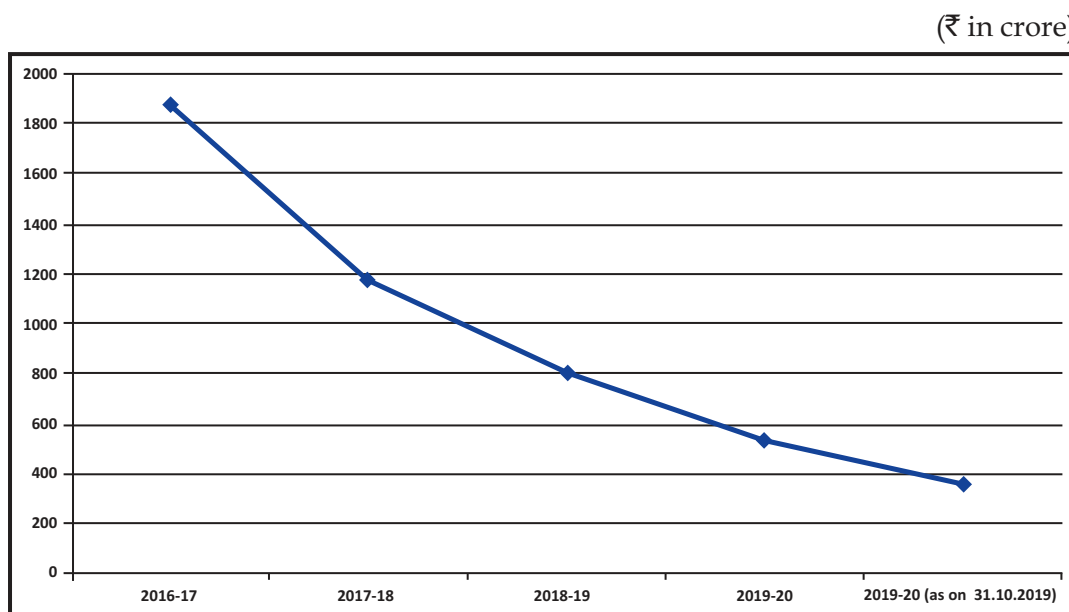
**Meeting of High Powered Committee at New Delhi on 15.02.2019**

(Source: PM Division, MHA)

### **Progress Achieved in Reducing Pendency of Utilization Certificates**

12.9 Delay in utilization of funds and furnishing of Utilization Certificates (UCs) were major issues affecting release of funds under the scheme with its consequential impact on

modernization plans of the States. Due to continuous and painstaking efforts of MHA, implementation of modernization plans of the States have been expedited and pendency of UCs has been brought down considerably, as depicted in the graph below:

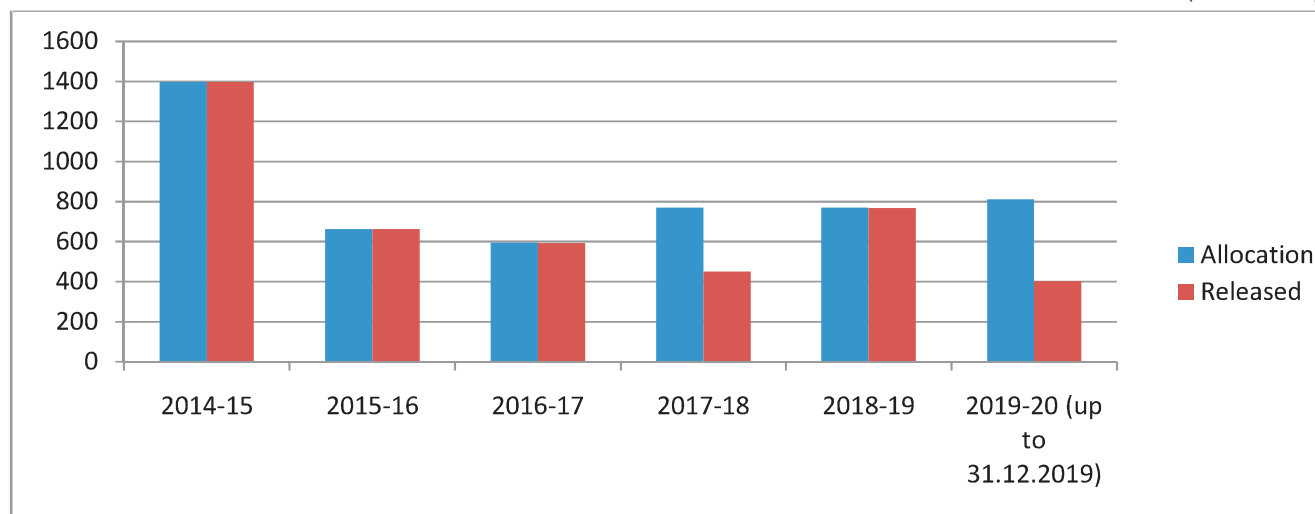


## Allocation and Release under the Scheme

12.10 During FYs 2014-15 to 2019-20, the actual allocations of the scheme of Assistance to States

for Modernisation of Police (erstwhile scheme of Modernization of State Police Forces) and funds released to the States are as below:

(₹ in crore)



## Mega City Policing

12.11 The Mega City Policing (MCP) is a subset of scheme of “Assistance to States for Modernisation of Police” (erstwhile Scheme of MPF). MCP Plans for the cities of Ahmedabad, Mumbai, Chennai, Hyderabad, Kolkata and Bengaluru had been approved by MHA during

the 12<sup>th</sup> Plan period. These Plans, *inter-alia*, include setting up of CCTV Cameras Network, Command and Control Centre, dial 100 facilities, patrolling of highways, Unmanned Aerial Vehicles (UAVs) and other technology components to make these cities safer. The details of funds released for MCP till date are as under:

(₹ in crore)

| S No. | Mega City | Allocation |         |        | Releases up to 2016-17 |         |         |         |        | Releases after 2016-17 |         |         | Total funds released |
|-------|-----------|------------|---------|--------|------------------------|---------|---------|---------|--------|------------------------|---------|---------|----------------------|
|       |           | 2013-14    | 2014-15 | Total  | 2013-14                | 2014-15 | 2015-16 | 2016-17 | Total  | 2017-18                | 2018-19 | 2019-20 |                      |
| 1     | Ahmedabad | 5.02       | 10.03   | 15.05  | 5.02                   | 10.03   | 0.00    | -       | 15.05  | -                      | -       | -       | 15.05                |
| 2     | Mumbai    | 45.74      | 91.47   | 137.21 | 0.00                   | 0.00    | 45.00   | -       | 44.997 | -                      | -       | 32.025  | 77.022               |
| 3     | Chennai   | 29.49      | 58.98   | 88.47  | 0.00                   | 0.00    | 29.49   | 58.91   | 88.40  | -                      | -       | -       | 88.40                |

|   |              |               |              |               |             |              |               |              |               |              |              |               |                |
|---|--------------|---------------|--------------|---------------|-------------|--------------|---------------|--------------|---------------|--------------|--------------|---------------|----------------|
| 4 | Hyderabad    | 16.03         | 32.07        | 48.10         | -           | 22.34        | 0.00          | -            | 22.34         | -            | 25.76        |               | 48.10          |
| 5 | Kolkata      | 31.92         | 63.85        | 95.77         | 0.00        | 0.00         | 31.92         | -            | 31.92         | 45.00        | 17.19        |               | 94.11          |
| 6 | Bengaluru    | 16.10         | 32.20        | 48.30         | 0.00        | 40.73        | 0.00          | 7.57         | 48.30         | -            |              |               | 48.30          |
|   | <b>Total</b> | <b>144.30</b> | <b>288.6</b> | <b>432.90</b> | <b>5.02</b> | <b>73.10</b> | <b>106.41</b> | <b>66.48</b> | <b>251.01</b> | <b>45.00</b> | <b>42.95</b> | <b>32.025</b> | <b>370.982</b> |

### Review of Implementation of the Scheme

12.12 The progress of implementation of the scheme is regularly reviewed by the Union Home Secretary and the Hon'ble Union Home Minister. Various issues and suggestions of the States are duly considered and progress of utilization of funds released to the individual States is monitored in the meetings of the Zonal Councils chaired by the Hon'ble Union Home Minister.

### Sub-scheme of "Assistance to States for Special Projects/Programmes for upgrading Police Infrastructure".

12.13 "Assistance to States for Special Projects/Programmes for upgrading Police Infrastructure" is a sub-scheme under the umbrella scheme of MPF under which assistance is provided to State Governments for Special Project/Programmes for upgrading police infrastructure, including forensic labs and institutes and equipment therein. An overall outlay of ₹ 587 crore under the sub-scheme has been approved for three years during the period between 2017-18 to 2019-20. The following projects have been funded in 60:40/90:10 funding pattern:

- a) Assistance to the Government of Gujarat for upgrading of Gujarat Forensic

Science University, Gandhinagar.

- b) Assistance to the Government of Rajasthan for establishment of "Sardar Patel Global Centre for Security, Counter Terrorism and Anti Insurgency" at Jaipur.
- c) Assistance to the Government of Andhra Pradesh for establishment of a new hi-tech State Forensic Science Laboratory (FSL) at Amaravati.
- d) Assistance to NE States for Special Projects/programmes for upgrading Police infrastructure, including Forensic Labs and Institutes. The following projects have been approved under this component:
- (i) Installation of CCTV Cameras and surveillance system in some important Police Stations and National Highways and important Police Stations in Manipur [Total cost: ₹ 5.50 crore, Central share: ₹ 4.95 crore]
- (ii) Strengthening of the Beat Patrolling System in Nagaland [Total cost: ₹ 5.0375 crore, Central share: ₹ 4.53 crore]

- (iii) Installation of CCTV Surveillance System in Capital complex as pilot project to cover prominent locations in Itanagar and Naharlagun in Arunachal Pradesh [Total cost: ₹ 5.00 crore, Central share: ₹ 4.50 crore]
- (iv) Establishment of Mizoram Police Monitoring System to Reduce Response Time for maintenance of law and order and security system [Total cost: ₹ 7.00 crore, Central share: ₹ 6.30 crore]
- (v) Assistance to Assam for NE Police Network (NEPOL) [Total cost: ₹ 1.16 crore, Central share: ₹ 1.04 crore]
- (vi) Assistance to Assam for Special Project for Smart Response Unit (Total Cost: ₹ 7.02 crore, Central Share: ₹ 6.32 crore)
- (vii) Assistance to Meghalaya for construction of Commandant office at 6<sup>th</sup> MLP Bn Complex, Ri Bhoi district (Total Cost: ₹ 6.5470 crore, Central Share: ₹ 5.89 crore)

12.14 Under this sub-scheme, during the year 2018-19, an amount of ₹ 62 crore had been allocated and released and during the year 2019-20, out of total allocation of ₹ 100 crore, ₹ 80.21 crore has been released by 31.12.2019.

### **Cyber Crime Prevention for Women and Children (CCPWC)**

12.15 MHA is implementing the Cyber Crime Prevention for Women and Children (CCPWC) Scheme at an estimated cost of ₹ 223.19 crore to deal with cybercrime against women and children. The key components of the scheme are:

- i. Online Cybercrime Reporting Portal
- ii. Cyber Forensic Laboratory for evidence purpose
- iii. Capacity Building of LEAs, Public Prosecutors and Judicial officers
- iv. Research & Development
- v. Public Awareness

### **Activities under the CCPWC Scheme:**

#### **Launch of Cybercrime Reporting Portal:**

12.16 As part of CCPWC scheme, a “Cybercrime Reporting Portal (www.cybercrime.gov.in)” was launched that is working smoothly. The Portal provides a centralized platform to enable citizens to report online content pertaining to Child Pornography (CP)/Child Sexual Abuse Material (CSAM) or sexually explicit content such as Rape/Gang Rape (CP/RGR). Complaints reported are dealt by respective police authorities of States/UTs, based on the information furnished by the complainants and after collecting connected evidence.

#### **12.17 Capacity Building**

- i. MHA has prepared 10-days training programs, in consultation with stakeholders, on advanced cyber crime investigation for LEAs, in addition to 3-day and 5-day training programmes developed last year for LEAs, public prosecutors and judges. This curriculum covers basic to advanced concepts in cybercrime investigations and forensics which will help participants develop knowledge and skills required to understand the nature of cybercrimes and computer forensics. So far, more than 9,000 police personnel, judicial officers and public prosecutors have been trained.



ii. Workshop for Law Enforcement Authorities on functioning of Cybercrime Reporting Portal ([www.cybercrime.gov.in](http://www.cybercrime.gov.in)) was organised by the National Crime Records Bureau (NCRB) on 12th - 13th November, 2019 in New Delhi. A hands-on training was provided to all the participants for taking

appropriate action on complaints reported through the Cybercrime Reporting Portal. Sessions were also organised on "Provisions under Law for Tackling Cases related to CP, CSAM/RGR or Other Obscene Content" and "Orientation Program of Police Personnel on Sexual Offences and Pornography".



**2-days workshop on NCRP conducted for States/UTs on November 13th - 14th, 2019**

(Source: NCRB)

### **Establishment of Cyber Forensic Laboratories in States/UTs**

12.18 MHA has provided grants of ₹ 95.77 crore to all the States and UTs under CCPWC scheme to set up cyber forensic-cum-training laboratories, training and hiring of junior cyber consultants so as to provide hands-on training to LEAs and the judiciary. Cyber forensic training laboratories have been commissioned in the states of Andhra Pradesh, Chhattisgarh, Mizoram, Telangana,

Kerala and Uttar Pradesh, in addition to four made operational in the last FY.

### **12.19 Awareness**

- i. CyberDost Twitter Handle (@Cyber Dost) has been launched by MHA for spreading messages related to awareness on safeguards against cybercrimes with focus on cybercrimes related to women and children. This handle also provides guidance to citizens regarding the process of reporting a complaint through

the Cybercrime Reporting Portal. ([www.cybercrime.gov.in](http://www.cybercrime.gov.in)). This Twitter handle has more than 1.40 lakh followers.

- ii. States/ UTs have been requested to spread awareness about cybercrimes.
- iii. Awareness campaign through Radio was done by MHA for spreading a message on prevention of cybercrimes among the masses.
- iv. A 'Handbook on Cyber Safety for Adolescents/Students' has been released. The soft copy of this booklet has been made available at [www.cybercrime.gov.in](http://www.cybercrime.gov.in) and <https://mha.gov.in/documents/downloads>. This booklet has also been circulated to all ministries/ departments and States/UTs.

### Research and Development

12.20 In order to develop effective tools to detect obscene and objectionable content in cyberspace and to continuously refine such tools, there is a need to take up research and development activities in partnership with research and academic institutions in the country. An Expression of Interest (EoI) was floated to invite proposals for research in the field of "Prevention and Control of Cyber Crime against Women and Children". The proposals have been identified for release of R&D grant based upon EoI. The Bureau of Police Research and Development (BPR&D) has been designated as the Nodal agency for supervision and monitoring of the R&D projects assigned to selected institutes.

### Appointment of NCRB as a Nodal Agency

12.21 NCRB has been entrusted with the task of operations and maintenance of the Cybercrime

Reporting Portal and notified as an agency of GoI to issue notices to intermediaries under Section 79(3)(b) of the Information Technology (IT) Act for removal of CP and RGR identified content. Since 01.04.2019 NCRB has issued seven notices to intermediaries under Section 79(3)(b) of the IT Act, including five notices for removal of CP and RGR content.

### Memorandum of Understanding (MoU) with National Center for Missing and Exploited Children (NCMEC), USA

12.22 MoU has been signed between NCRB, India and the National Center for Missing and Exploited Children (NCMEC), USA on 26<sup>th</sup> April, 2019, subsequent to the approval of Union Cabinet, regarding receiving of Tipline report on online child pornography and child sexual exploitation contents from NCMEC. 23,306 Cyber Tipline Reports have been shared with concerned States/ UTs up to 31.12.2019 and 12 FIRs have been registered.

### Indian Cyber Crime Coordination Centre (I4C)

12.23 Indian Cyber Crime Coordination Centre (I4C) has been set up for providing a national platform to deal with cybercrimes in a coordinated and comprehensive manner. I4C is envisaged to perform the following:

- To act as a nodal point to curb cyber crimes
- To act as an early warning system for LEAs for cybercrime detection and prevention
- Suggest amendments, if required, in cyber laws to keep pace with the fast changing environment, technologies and international developments

- To coordinate all activities related to implementation of Mutual Legal Assistance Treaties (MLATs) with other countries related to cyber-crimes, in consultation with the concerned nodal authority in MHA
- International Cooperation

12.24 Key Components of I4C are the following:

- (a) National Cybercrime Threat Analytics
- (b) National Cybercrime Reporting Portal

- (c) National Cybercrime Ecosystem Management
- (d) National Cybercrime Forensic Laboratory Ecosystem
- (e) National Cybercrime Training Centre
- (f) National Cyber Crime Research and Innovation Centre
- (g) Platform for Joint Cybercrime Investigation Team

12.25 I4C has been dedicated to the nation by Hon'ble Home Minister on 10.01.2020.



**Inauguration of Indian Cyber Crime Coordination Centre (I4C)  
by Hon'ble Union Home Minister**

(Source: MHA)

### **National Cybercrime Reporting Portal**

12.26 The National Cybercrime Reporting Portal (NCRP) under I4C was launched on

30.08.2019. The old version of cybercrime reporting portal under CCPWC scheme, enabled filing of cybercrime complaints pertaining to



CP/RGR only. The new version portal allows reporting of all types of cybercrimes with special focus on cybercrimes against women and

children. The NCRP has been dedicated to the nation by the Hon'ble Home Minister on 10.01.2020.



Home page of National Cyber Crime Reporting Portal

(Source: MHA)

## National Cybercrime Ecosystem Management

12.27 Cyber Safety and Security Awareness Weeks are being organized by the Centre for Development of Advance Computing (C-DAC) with funding support from MHA under the I4C scheme. These programs are held in close association with respective State Police departments.

12.28 Awareness week has been successfully

conducted in Bhopal from 16<sup>th</sup> - 20<sup>th</sup> September, 2019 and in Ahmedabad from 24<sup>th</sup> - 30<sup>th</sup> September, 2019. Awareness week included 'Master Trainers' training program; Awareness Workshops at Schools/Colleges/Universities, malls, theatres, crowded public places; All India Radio FM Radio/Community radio programs by experts from Police and Information Security Education and Awareness (ISEA) Team; Road shows and distribution of awareness books, poster, stickers, banners, T-shirts for Master Trainers etc.





**Nukkad Natak performances on OTP Frauds, OLX Frauds along with tips in Bhopal**

(Source: CDAC)

12.29 National Cyber Crime Forensic Lab has been operationalized at New Delhi.

### 12.30 Information Security Initiatives:

- (a) National Information Security Policy and Guidelines (NISPG) has been approved and States/UTs have been requested in May, 2019 to examine the information security posture in all government departments to identify the security gaps, if any; and take prompt corrective steps to strengthen the information security controls to prevent exploitation of any vulnerability in the ICT network.
- (b) Vulnerability assessment of IT infrastructure of Central Government Ministries/ Departments is done periodically.
- (c) A booklet on Information Security best practices has been prepared and hosted on MHA website.

(d) Regular meetings are held with Chief Information Security Officers (CISOs) of all attached and subordinate offices of MHA.

(e) Cyber Security awareness activities have been undertaken to sensitize the public about precautions to be undertaken.

(f) A Cyber Crisis Management Plan for securing the IT infrastructure of MHA has been prepared in accordance with the guidelines issued by the Indian Computer Emergency Response Team (CERT-In).

### Institute of Correctional Administration

12.31 GoI established the Institute of Correctional Administration at Chandigarh in 1989 with full financial assistance from the Centre to provide training to prison personnel. The Institute of Correctional Administration, Chandigarh imparts training to prison personnel from all over India, particularly to prison

personnel of neighboring States such as Himachal Pradesh, Punjab, Haryana, Rajasthan and UT of Chandigarh etc. The Institute also conducts outreach programmes for various States on specific issues related to prisons and prison inmates. The Institute has conducted several training programmes for prison personnel of neighboring States and also on other themes and modules as per the request of State Governments. The Institute has also participated in programmes conducted by State Governments in collaboration with BPR&D focused on women inmates and health issues of prison inmates etc.

### **Asian and Pacific Conference of Correctional Administrators**

12.32 Asia and Pacific Conference of Correctional Administrators (APCCA) is an organization of 26 countries viz., Australia, Bangladesh, Brunei Darussalam, Cambodia, Canada, China, Fiji, Hong Kong (China), India, Indonesia, Japan, Kiribati, Korea, Macao, Malaysia, Mongolia, New Zealand, Papua New Guinea, Philippines, Singapore, Solomon Islands, Sri Lanka, Thailand, Tonga, Vanuatu and Vietnam. India is a founder member of this organization. Since 2008, India has been an elected member of the Governing Board of the organization.

12.33 An annual conference is organized by the member countries on a rotational basis where Correctional Administrators of member countries exchange ideas on updates and best practices on prison reforms in the Asia Pacific region. The conference gives correctional officers a chance to share their knowledge and exchange best practices being adopted in various countries. In 2013, the conference was hosted by India. The 39<sup>th</sup> APCCA was hosted by Mongolia in September, 2019.

### **Correctional Service Medals**

12.34 The following Correctional Service Medals are conferred on the officers and staff engaged in Prison Administration on Republic Day and Independence Day every year:

- i) President's Correctional Service Medal for Distinguished Service
- ii) Correctional Service Medal for Meritorious Service
- iii) President's Correctional Service Medal for Gallantry
- iv) Correctional Service Medal for Gallantry.

12.35 The medals are awarded for a specifically distinguished record in correctional service, maintaining administration in special difficulties and exemplary service marked by efficiency etc. For gallantry, the medal is given for an act of exceptional gallantry in apprehending prisoners or in preventing their escape etc.

12.36 The Presidential Gazette Notification instituting the Correctional Service Medals was issued on 05.04.1999. The awards were first announced on Republic Day, 2000. The recipients of the award are given a medallion and a scroll. The decoration of the award is presented to the recipient by the State Government.

12.37 The number of President's Correctional Service Medals for Distinguished Service and the number of Correctional Service Medals for Meritorious Service which can be awarded in a year are 25 and 75 respectively. There is no limit to the number of medals to be awarded for gallantry.

### **The Witness Protection Scheme, 2018**

12.38 MHA, in consultation with the National

Legal Service Authority, BPR&D and State Governments, has prepared "The Witness Protection Scheme, 2018". This scheme provides for protection of witnesses based on the threat assessment. Hon'ble Supreme Court of India in its judgment dated 05.12.2018 in Writ Petition (Criminal) No. 156 of 2016 has endorsed the Scheme. This scheme has been circulated to the States/UTs on 14.01.2019 for implementation and compliance. As per Article 141/142 of the Constitution of India, the Witness Protection Scheme, 2018 endorsed in the said judgment of the Supreme Court is binding on all Courts within the territory of India and enforceable in all States and UTs.

### **Implementation of Provisions of Andhra Pradesh Reorganisation Act, 2014**

12.39 The Andhra Pradesh Reorganisation Act, 2014, (APR Act, 2014) was enacted in the year 2014 for creation of the State of Telangana by reorganizing the State of Andhra Pradesh. The apportionment of assets and liabilities of the Companies/Corporations etc. of the composite State of Andhra between the Successor States is in progress. A large number of provisions of the APR Act, 2014 have been implemented. The remaining provisions of the APR ACT, 2014 are at various stages of implementation. Some of the infrastructure projects and educational institutions have a long gestation period for which a time period of ten years has been prescribed in the Act.

### **Appointment of Governors**

12.40 As per the Government of India (Allocation of Business) Rules, 1961, the matters relating to appointment, resignation and removal of Governors are allocated to MHA. The Governor of a State is appointed by the President

by warrant under his hand and seal, under Article 155 of the Constitution of India. During the year 2019-2020, new Governors have been appointed in 11 States and 5 Governors have been transferred and appointed as Governor of another state.

### **Governors' Conference**

12.41 The 50<sup>th</sup> Governors' Conference was held on 23<sup>rd</sup> and 24<sup>th</sup> November, 2019 at Rashtrapati Bhavan. Action Taken Report on the actionable recommendation of the 49<sup>th</sup> Governors' Conference was presented in this conference.

### **Change of Name of Villages, Towns, Railway Stations etc.**

12.42 MHA accords 'No - Objection' to State Governments/UT Administrations for change in the name of villages, cities, railway stations etc. During the year 2019-2020, 'No - Objection' has been accorded to 15 proposals.

### **Incentivizing Police Reforms**

12.43 To incentivize the implementation of Police Reforms as recommended by various committees, originally a provision of keeping up to 10% of the total annual allocation of the scheme of "Assistance to States for Modernisation of Police" was made. This incentive fund has been increased to 'up to 20%' from the year 2019-20. As such, ₹ 158.26 crore has been kept for awarding incentives for police reforms for the States who have done exemplary work for the same. For 2019-20, performance of the States in implementation of the following police reforms will be evaluated for the award of incentives:

- Review/revamp of Village Police System
- Free registration of Crime
- Reduction in number of arrests
- Linkage of promotion with training



- Delegation of adequate financial powers to DGs/Commissioners of Police
- Outsourcing of peripheral and non-policing activities
- Independent Directorate of Prosecution

12.44 The criteria/indicators, on which the performance of the States will be evaluated, have been conveyed to the States. One half of the incentive fund will be equally distributed among all the qualified States. The balance shall be given to the three top ranking State Governments for each of these reforms in the ratio of 50%, 30% and 20%. If there are more than one candidate at any position (1<sup>st</sup>, 2<sup>nd</sup> or 3<sup>rd</sup>), then the amount of incentive will be equally distributed among them.

### **SMART Policing**

12.45 During the 49<sup>th</sup> DGs/IGs Annual Conference on 30.11.2014, Hon'ble Prime Minister introduced the concept of S.M.A.R.T Police. It implies: S - Sensitive and Strict; M - Modern and Mobile; A - Alert and Accountable; R - Reliable and Responsive; and T - Trained and Techno-savvy. In this regard, four Regional Workshops were successfully organized on Smart Policing in Bengaluru, Bhopal, Guwahati and Chandigarh during April-May 2015. During the workshops, many innovative ideas and best practices followed by various State Governments/Police were presented and analysed. The best practices have been shortlisted in accordance with the ten attributes of "SMART" policing. A compilation of best practices and SMART policing initiatives was released by BPR&D in the DGs/IGsP Conference held during the period between 19.12.2015 to 20.12.2015 in Bhuj, Gujarat.

12.46 In this regard, MHA requested all the States/UTs to identify the positive stories/good

work being done at the Police Station level or by any other Police Offices at the District level or below, and put the same in public domain on the websites of the office of District SSP/SP and Commissioner of Police. As per information received from States/UTs as well as information collected from websites, districts and police districts across the country have their separate websites. Some States have uploaded the positive stories district-wise and some of them have uploaded them on their State Police websites. As per information available, 35,556 positive stories have been uploaded on websites so far.

### **Student Police Cadet (SPC) Programme**

12.47 The Student Police Cadet (SPC) Programme was launched nationally on 21.07.2018 in Gurugram, by Shri Rajnath Singh, Hon'ble Union Home Minister, in the presence of Shri Prakash Javadekar, Hon'ble Union Human Resource Development Minister, and Shri Manohar Lal Khattar, Hon'ble Chief Minister of Haryana. About 6,000 cadets from different States/UTs participated in the ceremony. The programme seeks to build a bridge between the police and the larger community through school students by inculcating values and ethics in them with classes in schools and outside. The programme focuses on students of classes VIII and IX, and special care has been taken to ensure that it does not lead to an increase in the workload of the students. The programme is to cover broadly two kinds of topics: (i) Crime Prevention and Control and (ii) Values and Ethics. Under the first part, the topics covered are -Community Policing, Road Safety, Fight against Social Evils, Safety of Women & Children, Fight against Corruption and Disaster Management. The topics covered under the second part are - Values & Ethics,



Respect for Elders, Empathy & Sympathy, Tolerance, Patience, Attitude, Team Spirit and Discipline. As per the information provided by States/UTs, the total SPC classes held till 31.12.2019 was 38,163.

### STATE LEGISLATIONS

12.48 MHA is the nodal Ministry in GoI for processing the proposals on legislation (under Concurrent List in the Seventh Schedule to the Constitution of India) received from the State Governments for obtaining the assent/previous instructions/prior sanction of the President of India. The Bills for consideration and assent of the President under Article 201 of the Constitution, Bills for the previous sanction of the President under proviso to Article 304(b) of the Constitution, Ordinances for instructions of the President under proviso to Clause 1 of Article 213 of the Constitution, and the Regulations for Scheduled Areas under Article

244(1) read with para 4(3) of the Fifth Schedule of the Constitution are covered in this category.

12.49 The proposals on legislation are examined for expeditious approval, in consultation with the concerned Ministries/Departments of GoI. The position is reviewed periodically through meetings with other Ministries/Departments and the concerned State Governments to facilitate early approval/assent to the Bills by resolving issues across the table.

12.50 In addition to the previously pending Legislative proposals from States, MHA received 28 fresh Legislative proposals from them i.e. 22 Bills, 05 Ordinances and 01 previous sanction of the President for assent/previous instructions/prior sanction of the President of India during the period 01.04.2019 to 31.12.2019. The number of proposals finalized during this period is as under:

| S.No. | Particulars  | Number |
|-------|--|--------|
| I.    | Bills for the consideration and assent of the President under Article 201 of the Constitution    |        |
|       | (i) Bills assented to by the President   | 33     |
|       | (ii) Bills returned to the State Government with Message from the President                      | 00     |
|       | (iii) Assent withheld by the President   | 00     |
|       | (iv) Bills withdrawn by the State Government concerned   | 07     |
|       | (v) Bills returned to the State Government concerned   | 02     |
| II.   | Ordinances for previous instructions of the President under Article 213 (1) of the Constitution. |        |

|      |  |           |
|------|--|-----------|
|      | (i) Instructions of the President conveyed for promulgation of the Ordinance                                       | 02        |
|      | (ii) Ordinances closed   | 02        |
| III. | Bills for previous sanctions of the President under Article 304(B) of the Constitution                             | 00        |
| IV.  | Regulations for Scheduled Areas under Article 244(1) read with para 4(3) of the fifth Schedule of the Constitution | 00        |
|      | <b>Total</b>   | <b>46</b> |

12.51 MHA is concerned with the legislative aspects of the Indian Penal Code (IPC), 1860 and the Code of Criminal Procedure (CrPC), 1973. Amendments in these codes are carried out from time to time to align them with changing socio-economic scenario in the country. These amendments are carried out on the basis of the recommendations of the Law Commission of India, the recommendations of the Commissions / Committees set up in this regard and also on the basis of Court orders.

12.52 MHA has requested the Law Commission of India to examine and give a comprehensive report covering all aspects of the criminal law so that comprehensive amendments may be made in the CrPC/IPC in keeping with the changing societal norms. The Law Commission has identified focus areas to deliberate upon. It is proposed to amend the IPC, CrPC, Indian Evidence Act (IEA) and Narcotic Drugs & Psychotropic Substances (NDPS) Act keeping in view the current changes and the vision of New India. This exercise is aimed at simplifying the legal procedures so that 'Ease of Living' is ensured for the common man. In this context, Hon'ble Home Minister vide his Letter dated

07.09.2019 addressed to Governors, Chief Ministers of States, Lieutenant Governors (LGs) and Administrators of UTs has requested them to give suggestions on the comprehensive amendments to IPC, CrPC, IEA and NDPS Act. The Hon'ble Home Minister has also sought suggestions from the judiciary, Bar Councils and Law Institutes keeping in mind contemporary needs and aspirations of the people and with a view to create a legal structure which is citizen-centric and prioritizes to secure life and protection of human rights. BP&RD has also been entrusted with responsibility of review and revision of CrPC and IPC.

### **MERCY PETITIONS**

12.53 MHA also deals with Mercy Petitions for pardon etc. made to the President of India under Article 72 of the Constitution of India. The Ministry processes the mercy petitions for expeditious disposal.

### **National Launch of 'Private Security Agency Licensing Portal' by Hon'ble Union Home Minister**

12.54 The Private Security Industry in India is one of the largest sectors in terms of employment.

For regulation/development of the private security industry sector, MHA has developed a 'Private Security Agency Licensing Portal' for online issue of new licence/renewal of licence to private security agencies under the Private Security Agencies (Regulation) Act, 2005. The portal was launched by the Hon'ble Union Home Minister on 24.09.2019 at Dr. Ambedkar International Centre, New Delhi. The Portal has been integrated with Interoperable Criminal Justice System (ICJS) database to facilitate instant character and antecedents' verification of the applicants/guards/supervisors etc. The Portal has been incorporated with the facilities of uploading the image of agency's office premises along with its geo-tagging, more effective monitoring by the Controlling Authorities, online query (if any) raising with the applicants and receipt of responses from the applicants to reduce the pendency, online generating of the

licence. The online licencing system has the advantages of speedy disposal of applications, transparency in the system, easier tracking by the applicants as well as cost savings for the industry. The unique features of online licencing system are as under:

- (a) All India online search of criminal antecedents for verification of character and antecedents of applicants obtaining licences for Private Security Agencies and employees/guards.
- (b) Common online portal for receiving applications and issue of licences for all States. All licence issuing authorities, i.e. State Governments/UT Administrations on-boarded.
- (c) First online portal of GoI for receiving licence fees through a centrally hosted portal integrated with payment gateway.



**Launching of 'Private Security Agency Licensing Portal' by Hon'ble Union Home Minister**

(Source: PM Division, MHA)



### Launch of Print Media Advertisement Campaign by Hon'ble Union Minister of State for Home Affairs

12.55 During the ceremony of Launch of 'Private Security Agency Licensing Portal', the Hon'ble Union Minister of State for Home Affairs launched a 'Print Media Advertisement Campaign' for creating awareness among public/users to engage only those private security agencies, which are having valid license from the concerned State Government under the Private

Security Agencies (Regulation) Act, 2005. MHA also plans to run an audio-visual media advertising campaign at the national level for creating awareness for effective enforcement of the Act. The purpose of this advertisement campaign is to inform the public, industry and other institutes e.g. schools, hospitals, Resident Welfare Associations (RWAs), malls etc. to hire security guards for their security needs only from licensed private security agencies; and also to prohibit unlicensed security agencies and illegal practices.



**Launch of Print Media Advertisement Campaign  
by Hon'ble Union Minister of State for Home Affairs**

(Source: PM Division, MHA)

### Amendment in Private Security Agencies Central Model Rules, 2006

12.56 The private security industry is a crucial component of security and safety in modern times and due to the expanse of economic

activities, the private security agencies sector has been growing very fast. As per one estimate, 90 lakh persons are employed in this sector. The Private Security Agencies (Regulation) Act, 2005 regulates functioning of the private security agencies through Controlling Authorities



appointed by the State Governments and UT Administrations. MHA administers this Act and formulates Model Rules thereunder. The Private Security Agencies Central Model Rules, 2006 were formulated to prescribe details of enforcement of the provisions of the principal Act. The States/UTs adopted these Rules by notifying their separate Rules. MHA is in the process of amending the Model Rules so as to ensure more effective compliance of the Act in light of technological advancement in the digital era and promote ease of doing business. The intent of the amendments sought to be brought in the Private Security Agencies Central Model Rules, 2006 are:

- (a) To incorporate the changes in the technological landscape.
- (b) Linkage with Interoperable Criminal Justice System (ICJS) for antecedents verification digitally in place of manual verification.
- (c) Aligning the Model Rules with National Skill Qualification Framework (NSQF) made mandatory with effect from 27.12.2018 by GoI.
- (d) To digitize certain provisions that previously could be carried out by only offline methods.
- (e) To enable electronic payment of the fee along with banker's cheque or demand draft.
- (f) To improve ease of doing business for private security agencies operating in more States than one by ironing out practical difficulties being faced by these agencies.

### **Core and Non-Core Policing Activities**

12.57 A number of Police Commissions and Committees looking into police reforms have

recommended transformation of police structures. One of such areas is identifying non-core police activities so as to make police organizations more effective and focused on crime prevention and control. One such study has been undertaken recently by the National Security Advisory Board. In pursuance to the Board's recommendations, MHA has been in the process of devising a list acceptable to all State Governments so that the identified non-core activities no longer remain in the list of duties of policemen. In recent years, the environment for outsourcing is conducive as there has been a rise in the number of manpower supply agencies as well as the services they impart. Such outsourcing will save manpower and spare resources for modernization. A draft has been circulated to State Governments and State Police Organisations.

### **Formulation of National Standards**

12.58 'Police' being State subject, State police Forces work under their respective State Governments. However, MHA has the role of hand holding the State Police Forces on various common modernizations needs of these forces with guidance regarding appropriate technologies /equipments, apart from providing assistance to these Forces. Adoption of CAPFs' Qualitative Requirements & Trial Directives by State Police Forces or circulation of SOPs in various areas of police functions are some of the examples of such knowledge sharing. This facilitates additional avenues of guidance for Police Forces, especially Police Forces of smaller States. This also avoids duplication of efforts and partly removes constraints emanating from the fact that 'Police' and 'Public Order' are State subjects. It has been experienced that different State Police Forces are at different levels of modernization in each of the components.

Therefore, it is necessary to set a minimum essential benchmark in each of the components so as to bring the States which are lagging behind, to the minimum expected technological advancement. In this direction, MHA has taken up the task of formulation of National Standards for arms and ammunition, forensic equipment and wireless communication etc. MHA has already circulated minimum prescribed State level infrastructure in the field of forensics. Proposals to formulate a national framework in the field of communication etc. of State Police Forces are under consideration.

### Ranking of Police Stations

12.59 In 2015, Hon'ble Prime Minister directed, during his address to the DsGP Conference in Kutch, Gujarat, to lay down parameters for grading of Police Stations on their performance as well as citizen feedback. Accordingly, the Annual Assessment of the Best Police Stations Scheme was undertaken to identify and recognize the ten best police stations of the country and also the best police stations in a

particular State or UT. Out of approximately 15,579 Police Stations all over the country, short-listing was done on the basis of data uploaded on CCTNS in the following manner: -

- a) 03 from the States having 750+ police stations
- b) 02 from all other States and NCT of Delhi
- c) 01 from each UT

12.60 The police stations are evaluated on the basis of data of crime against women, Scheduled Castes (SCs)/Scheduled Tribes (STs) and property offences. On-ground survey of the short-listed police station has been conducted for the year 2019. The criteria for choosing the best police stations in the country were primarily on the basis of their performance in crime prevention, investigation and disposal of cases, crime detection, community policing and maintenance of law and order. Infrastructure of Police Stations and Citizens Feedback are also taken into account for this purpose.

12.61 The ten best police stations for 2019 are:

| Rank | State                     | District            | Police Station                |
|------|---------------------------|---------------------|-------------------------------|
| 1.   | Andaman & Nicobar Islands | Andaman             | Aberdeen                      |
| 2.   | Gujarat                   | Mahisagar           | Balasinor                     |
| 3.   | Madhya Pradesh            | Burhanpur           | Ajk Burhanpur                 |
| 4.   | Tamil Nadu                | Theni               | AWPS-Theni                    |
| 5.   | Arunachal Pradesh         | Dibang Valley       | Anini                         |
| 6.   | Delhi                     | South West District | Baba Haridas Nagar,<br>Dwarka |
| 7.   | Rajasthan                 | Jhalawar            | Bakani                        |
| 8.   | Telangana                 | Karimnagar          | Choppadandi (M)               |
| 9.   | Goa                       | North Goa           | Bicholim                      |
| 10.  | Madhya Pradesh            | Sheopur             | Bargawa                       |

## 12.62 Bills Passed by Parliament during 2019-2020

| S. No. | Brief Title of the Bill   | Date of Introduction        | Date of Pass in Lok Sabha | Date of Pass in Rajya Sabha | Date of Assent by the President |
|--------|---|-----------------------------|---------------------------|-----------------------------|---------------------------------|
| 1      | The Jammu and Kashmir Reservation (Amendment) Bill, 2019                              | 24.06.2019<br>(Lok Sabha)   | 28.06.2019                | 01.07.2019                  | 09.07.2019                      |
| 2      | The Protection of Human Rights (Amendment) Bill, 2019                                 | 08.07.2019<br>(Lok Sabha)   | 19.07.2019                | 22.07.2019                  | 27.07.2019                      |
| 3      | The National Investigation Agency (Amendment) Bill, 2019                              | 08.07.2019<br>(Lok Sabha)   | 15.07.2019                | 17.07.2019                  | 24.07.2019                      |
| 4      | The Unlawful Activities (Prevention) (Amendment) Bill, 2019                           | 08.07.2019<br>(Lok Sabha)   | 24.07.2019                | 02.08.2019                  | 08.08.2019                      |
| 5      | The Jammu and Kashmir Reorganisation Bill, 2019                                       | 05.08.2019<br>(Rajya Sabha) | 06.08.2019                | 05.08.2019                  | 09.08.2019                      |
| 6      | The Special Protection Group (Amendment) Bill, 2019                                   | 25.11.2019<br>(Lok Sabha)   | 27.11.2019                | 03.12.2019                  | 09.12.2019                      |
| 7      | The Dadra and Nagar Haveli and Daman and Diu (Merger of Union Territories) Bill, 2019 | 26.11.2019<br>(Lok Sabha)   | 27.11.2019                | 03.12.2019                  | 09.12.2019                      |
| 8      | The Arms (Amendment) Bill, 2019   | 29.11.2019<br>(Lok Sabha)   | 09.12.2019                | 10.12.2019                  | 13.12.2019                      |
| 9      | The Citizenship (Amendment) Bill, 2019  | 09.12.2019<br>(Lok Sabha)   | 10.12.2019                | 11.12.2019                  | 12.12.2019                      |

\*\*\*\*\*

## FOREIGNERS AND CITIZENSHIP

13.1 The Ministry of Home Affairs (MHA) is responsible for matters pertaining to immigration, visa, foreign contribution and citizenship. The entry, stay and movement in India and exit of foreigners from India are regulated by the Bureau of Immigration (BoI) and the police authorities of State Governments/ Union Territories (UTs).

### Entry and Movement of Foreigners

13.2 The entry, stay and exit of foreigners from India are governed by the Foreigners Act, 1946 and the Passport (Entry into India) Act, 1920. While Indian visa of all categories to all foreigners can be granted in physical or sticker form by Indian Missions/Posts located abroad, the BoI grants electronic visa for five categories to foreigners of 171 countries.

### Foreigners and Visa

13.3 1,09,23,084 foreigners (including 39,018 Pakistani nationals) visited India during the calendar year 2019. The maximum number of foreigners who visited India from 01.01.2019 to 31.12.2019 were from Bangladesh (25,71,131) followed by the United States of America (15,11,967), United Kingdom (10,00,287), Sri Lanka (3,30,858), Canada (3,51,846), Australia (3,67,208), Malaysia (3,34,543), China (3,39,428),

Germany (2,64,960) and Russian Federation (2,51,314). These 10 countries accounted for 67.05% of the total arrivals of foreigners while the rest of the countries accounted for the remaining 32.95% arrivals.

### Deportation of Foreigners

13.4 From 01.01.2019 to 31.12.2019, 1,233 foreigners were deported from India by the Foreigners Regional Registration Officers (FRROs). Most of them belonged to Nigeria (547), followed by Bangladesh (230) and Afghanistan (94).

### Liberalization, Simplification and Rationalization of Visa Regime in India

13.5 MHA has taken a number of steps to liberalize, simplify and rationalize the visa regime of India so as to make the visa issuance process smoother and to facilitate foreign nationals who are already staying in India on valid visas. Major changes effected in the visa policy during the year 2019 are as follows:-

- (a) MHA, vide order dated 22<sup>nd</sup> January, 2019 increased the duration of e-Tourist visa and e-Business visa from 60 days with double entry to 1 year with multiple entries. Further, vide order dated 14<sup>th</sup> August, 2019 two new sub-categories of e-Tourist visa, i.e., one for a period of 5 years with multiple



entry facility and another for a period of 1 month with double entry were launched. In order to encourage off-season tourism, it was also decided to reduce the visa fee of US\$ 25 for the 1-month e-Tourist visa to US\$ 10 during the period between April and June.

- (b) MHA, vide its order dated 18<sup>th</sup> April, 2019, rationalized the main categories and sub-categories of visas granted by India. The number of main categories of visas was reduced from 26 to 21 and the number of sub-categories was reduced from 104 to 65 by clubbing some main categories and sub-categories.
- (c) MHA, vide its order dated 18<sup>th</sup> April, 2019, liberalized the activities permitted on certain visas and also simplified various visa related services rendered to foreigners in India, as explained below: -
- (i) Foreign nationals on Tourist visa were permitted to attend international conferences/seminars/workshops.
  - (ii) A Person of Indian Origin or spouse/children of an Indian citizen/Person of Indian Origin/OCI cardholder on Entry (X-1) visa were allowed to undertake employment or business or studies or research activities without having to convert the X-1 visa into an appropriate category of visa.
  - (iii) Activities permitted under Tourist visa and e-Tourist visa were expanded to cover short term courses on local languages, music, dance, arts & crafts, cooking, medicine etc. (courses not exceeding 6 months' duration and not concluded with a qualifying certificate/diploma etc.) and voluntary work of short duration (for a maximum period of one month, which does not involve any monetary payment or consideration of any kind in return).
  - (iv) Film visa was expanded to cover web shows/series and location visits and the registration requirement on Film visa was brought at par with that of Business visa.
  - (v) Provision was made for grant of X-Miscellaneous visa to parents or legal guardians of foreign nationals coming on Student visa for school education and for dependent parents of a foreign national coming on Student visa for higher education & research.
  - (vi) Residents of Auroville on long duration X-2 visa were permitted to engage themselves in employment or business activities within the units of Auroville, attending yoga workshops outside Auroville, participating in exhibitions and programmes such as music, dance etc. on their X-2 visa. Further, children living in Auroville on X-2 visa were permitted to undertake studies up to graduation level without having to convert their X-2 visa to Student Visa.
  - (vii) Powers relating to visa services were further delegated to Foreigners Regional Registration Officers (FRROs) and BoI. These included services like extension of X-2 visa of foreign Buddhist monks up to 10 years, change

in location of employment on Employment visa, conversion of diplomatic/official visa of dependents of Diplomatic/ Official visa holders into Student visa, changing categorization of visa from Business visa to employment visa and vice versa, clubbing various sub-categories of e-visas when foreigner is in India, grant of various visa related services such as grant of exit, change in mode of travel, transfer of LTV from one State to another, etc. to nationals of Afghanistan, Bangladesh and Pakistan living in India on Long Term Visa, grant of visa related services on short term visa to Pakistan nationals etc.

- (d) MHA vide order dated 4<sup>th</sup> June, 2019 delegated its powers to grant permits to individual foreign tourists (other than those from Prior Reference Category countries) to visit places in Protected and Restricted Areas which are opened for tourism to District Magistrate/Deputy Commissioner concerned in addition to Home Departments of the State Government / UT Administration and FRROs.
- (e) MHA, vide order dated 13<sup>th</sup> August, 2019 (as further amended vide order dated 4<sup>th</sup> September, 2019) opened 123 additional mountain peaks located in Himachal Pradesh, J&K, Uttarakhand and Sikkim for grant of Mountaineering visa to foreigners for mountaineering and trekking expeditions.
- (f) MHA, vide order dated 14<sup>th</sup> August, 2019, extended the facility of e-Conference visa to conferences/ seminars/workshops organized by private sector.
- (g) MHA, vide order dated 20<sup>th</sup> November, 2018, had laid down a revised procedure with regard to taking medical treatment by foreigners who are already in India on any type of visa. As per this procedure, a foreign national who is already in India on any type of visa was allowed to take indoor medical treatment in hospital/treatment centres etc. for a period of 180 days or the stay stipulation period, if any, stipulated on the visa or the duration of the primary visa, whichever is earlier, without the foreigner having to convert his primary visa into Medical Visa. Further, the requirement of obtaining a Medical Permit prescribed earlier was also dispensed with.
- (h) MHA, vide order dated 24<sup>th</sup> September, 2019, removed entry and exit restrictions for Bangladeshi nationals from two more Land Immigration Check Posts (ICPs) i.e. Agartala (Akhaura) in Tripura and Ghojadanga in West Bengal.
- (i) MHA, vide order dated 16<sup>th</sup> October, 2019, circulated a new Visa Manual 2019, to the authorities concerned incorporating all the instructions contained in various circulars/ executive instructions issued by the Ministry since 15<sup>th</sup> September, 2017 when the last Visa Manual was issued. This new Visa Manual also included certain additional measures to simplify the visa regime, as indicated below: -
- (i) Facility of grant of visa for full default period (five years or ten years) despite shorter validity of foreigner's passport.
  - (ii) A foreign national is permitted to have dual visa i.e. co-existence of

short duration visas like Tourist, Medical, Transit, e-visas etc. along with long duration visas like Student, Employment, Business Visa etc.

- (iii) Liberalization of visa for undertaking internship in India by permitting such visa during or after completion of any course of study and removing the restriction of grant of such visas for not more than two times.
- (iv) Liberalization of Business visa by permitting achievement of gross sales/turnover of ₹ 1 crore in India in 4 years as against the previous timeline of 2 years for the purpose of extension of Business visa in India.
- (v) The requirement of consulting the Indian Mission/Post at the place of the foreigner's country of domicile in case where the foreigner has applied for a visa at a place other than his/her country of domicile was dispensed with.
- (vi) With a view to bringing clarity on the category of visa i.e. Employment or Business visa to be granted to foreigners, a specific provision was incorporated to provide that Employment visa will be granted in all cases where the foreigner is paid salary/remuneration in India and that Business visa will be granted where the foreigner is paid salary/remuneration outside India.

## e-Visa

13.6 e-Visa facility, with five sub-categories i.e. e-Tourist Visa, e-Business Visa, e-Conference Visa,

e-Medical Visa and e-Medical Attendant Visa has been extended to nationals of 171 countries for entry through 28 designated international airports and 5 major seaports in India. However, due to COVID 19 situation, e-visa facility has been temporarily suspended since March, 2020. Whenever it is restored, nationals of these 171 countries can submit their application for the 3 e-visa subcategories viz. e-Conference Visa, e-Medical Visa and e-Medical Attendant Visa, online from anywhere in the world 120 days in advance of the expected date of arrival in India and make the payment online. In the case of e-Tourist and e-Business Visas, the applicant can submit the online application without any such restriction and the Electronic Travel Authorization (ETA) in such cases will be co-terminus with the period of visa validity. e-visa is granted as follows: -

- (a) e-Tourist visa is granted under three options i.e. for 5 years with multiple entries, for one year with multiple entries and for one month with double entries.
- (b) e-Business visa is granted for one year with multiple entries.
- (c) e-Medical Visa & e-Medical Attendant Visa are granted for a period up to 60 days with triple entries.
- (d) e-Conference visa is granted for a period of 30 days with a single entry.

13.7 Furthermore, e-Medical visa, e-Medical Attendant visa and e-Conference visa are extendable in India by FRROs and MHA.

## Visa-On-Arrival scheme

13.8 In addition to the e-visa facility, GoI has also extended Visa-on-Arrival scheme to Japanese and South Korean nationals with double entry for a period not exceeding 60 days for business,

tourism, conference and medical purposes for entry through 06 designated international airports in India i.e. Delhi, Mumbai, Chennai, Kolkata, Bengaluru and Hyderabad with effect from 01.03.2016 and 01.10.2018 respectively. Recently, the nationals of the United Arab Emirates (UAE) have also been extended the facility of Visa-On-Arrival with effect from 07.11.2019. This facility will be available to those UAE nationals who had earlier obtained e-Visa or normal paper visa for India, irrespective of whether the person has visited India or not.

13.9 Further, Pakistan nationals above 65 years of age who cross on foot Indo-Pak border at Attari are also granted Visa-On-Arrival for 45 days' stay with single entry subject to certain conditions.

### **Simplifying Procedure for Grant of Visa Facilities to Asylees in Foreign Countries and Derivative Asylees**

13.10 Orders were issued on 30.11.2016 for rendering regular visa services to persons who had taken asylum in foreign countries and derivative asylees (who have not come to adverse notice) on their foreign passports without prior approval of MHA. Further, all categories of asylees who become eligible for issuance of long term visas will be eligible to apply for registration as OCI cardholder after they have applied for and held normal visas for a period of two years.

### **Mission Mode Project (MMP) on Immigration, Visa and Foreigners Registration & Tracking (IVFRT)**

13.11 MHA has been implementing a Plan Scheme "Immigration, Visa and Foreigners Registration & Tracking (IVFRT)". The core objective of this Project is to develop and implement a secure and integrated online

delivery framework to facilitate legitimate travelers including foreigners during visa issuance and immigration processes while also strengthening internal security of country. The Scheme is being implemented in a planned and phased manner in consonance with infrastructure/connectivity readiness of locations supported by effective communication, training and institutional capacity.

13.12 The Mission Mode Project (MMP) has global outreach since the scope of the project includes 188 Indian Missions abroad, 107 ICPs, 12 FRROs and 712 Foreigners Registration Offices (FROs) in the District Headquarters across the country and all State Governments. Seventeen different modules have been already implemented under the project. As on 31/03/2020, integrated online visa application system has been implemented in 177 Indian Missions abroad, 12 FRROs, 674 FROs, 98 ICPs and 23 State/Home Departments across the country. Biometric enrolment software has been implemented in 179 Indian Missions abroad to capture the biometric traits of visa applicants. Online payment system has been integrated in e-Visa and Long Term Visa (LTV) and visa application forms have also been standardized.

13.13 Central IVFRT office has been operationalized in New Delhi to assist foreigners, Indian Missions abroad and FRROs/FROs across the country in resolving day to day queries. Data Recovery Centre (DRC) has also been set up.

13.14 In order to facilitate smooth immigration functions, there are a total of 107 Border crossing points which have been declared as authorized Immigration Check Posts(ICPs). During the year 2019, Dera Baba Nanak, Gurdaspur (Punjab) and Indore (Madhya Pradesh) were notified as authorized ICPs.



13.15 Sanction was issued for creation of a total of 164 posts at various levels in the Bureau of Immigration during the year 2019 for carrying out immigration functions at Dera Baba Nanak ICP in Kartarpur, Punjab.

### **Long Term Visa (LTV) for Minorities from Pakistan**

13.16 During the calendar year 2019, a total of 8684 & 285 and 19 cases of long term visa have been disposed of by MHA for minority communities from Pakistan, Afghanistan and Bangladesh respectively.

### **Repatriation of Pakistan Prisoners**

13.17 From 01.01.2019 to 31.12.2019, 25 Pakistani civil prisoners and 04 Pakistani fishermen who had completed their sentences were repatriated to Pakistan.

### **Bringing Back Indian Prisoners and Indian Fishermen Caught by Pakistan**

13.18 From 01.01.2019 to 31.12.2019, 09 Indian civil prisoners and 355 Indian fishermen have been repatriated to India.

### **Overseas Citizens of India (OCI) Card Scheme**

13.19 The Overseas Citizens of India (OCI) Card Scheme was made operational from 02.12.2005. This card provides *inter-alia*, a life-long visa to the foreigner, exemption from registration with FRROs and parity with Non-resident Indians (NRIs) in respect of all facilities available to them in economic, financial and educational fields, except in matters relating to the acquisition of agricultural/plantation properties. No such parity is allowed in the sphere of political and public employment rights.

13.20 A total of 35,93,963 foreign nationals have been registered as OCI cardholders and 4,05,102

OCI cards have been issued in lieu of PIO cards (as on 31.12.2019). Apart from appointment as teaching faculty in the Indian Institute of Science, Bangalore and the new All India Institutes of Medical Science (AIIMSs) set up under the Pradhan Mantri Swasthya Suraksha Yojana (PMSSY), OCI cardholders have been made eligible for appointment as teaching faculty in the Central higher educational institutions viz Indian Institutes of Technology (IITs), Central Universities (CUs), National Institutes of Technology (NITs), Indian Institutes of Management (IIMs) and Indian Institutes of Science Education and Research (IISERs). Erstwhile PIO cards would continue to be considered valid for entry/exit through the Indian ICPs till 31/12/2020. However, if any deadline is notified by The International Civil Aviation Organization (ICAO) thereby making handwritten PIO cards invalid, the PIO cardholders will have to obtain appropriate visas from Indian Missions if they do not get their cards converted into OCI card. Children and spouses of foreign military/police personnel, either in service or retired, have been made eligible for being considered for being registered as OCI cardholder. Similar relaxation has been extended to foreign nationals working in Private Security Agencies, Home Offices, Prisons, National Probation Service and companies or organizations associated with Home Office or military institutions, i.e., those who are not directly employed in military or police, for being registered as OCI cardholder. FRROs/Indian Missions/Posts have been empowered to decide on the cases of minor children born out of wedlock or through In vitro Fertilisation (IVF)/surrogacy cases and adoption cases. These cases were earlier being referred to MHA. To facilitate OCI card to eligible minor children, a notification has been issued that the OCI

application form of a minor can be signed by either of the parents or by the persons to whom the legal custody of the minor has been granted or by the legal guardian of such minor.

## Citizenship

13.21 The Citizenship (Amendment) Bill, 2019 (CAB) was introduced in the Lok Sabha on 9<sup>th</sup> December, 2019 with an objective to facilitate grant of citizenship to migrants belonging to Hindu, Sikh, Buddhist, Jain, Parsi or Christian community from Afghanistan, Bangladesh or Pakistan who had come to India on or before 31<sup>st</sup> December 2014 and who had been exempted by the Central Government by or under clause (c) of sub-section (2) of section 3 of the Passport (Entry into India) Act, 1920 or exempted from the application of provisions of the Foreigners Act, 1946 or any rule or order made there under. The Citizenship (Amendment) Bill was passed by Lok Sabha on 9<sup>th</sup> December, 2019 and by Rajya Sabha on 11<sup>th</sup> December, 2019. This Act of Parliament received assent of the President of India and has been enacted as the Citizenship (Amendment) Act (CAA), 2019 on 12<sup>th</sup> December, 2019. The commencement of this Amendment Act has been notified with effect from 10<sup>th</sup> January 2020.

The CAA is an ameliorative legislation which provides certain relaxations in obtaining citizenship of India by foreigners belonging to the aforesaid specific communities from the three countries who have migrated into India upto a clear cut-off date.

The CAA does not apply to Indian citizens. They are completely unaffected by it. Furthermore, CAA does not affect the present process of acquiring citizenship by legal migrants of any religion from any country. Such migrants will continue to get Indian citizenship

once they fulfil the eligibility conditions already provided in the law through registration or naturalisation mode.

The Constitution of India has provided special provisions under Sixth Schedule to grant protection to tribal and indigenous people of North-Eastern region. CAA has excluded from its ambit areas under Sixth Schedule of the Constitution and areas covered by Inner Line Permit system under The Bengal Eastern Frontier Regulations, 1873.

13.22 Through MHA order dated 28/05/2019 District Collector, North Goa and District Collector, South Goa were delegated power to inquire into the issue of acquisition of citizenship of another country by residents of the State of Goa and make appropriate recommendations to the Central Government through the State Government in accordance with the procedure specified in Schedule III of the Citizenship Rules, 2009.

13.23 The time period to prefer appeal against the outcome of claims and objections, with reference to National Register of Indian Citizens (NRC) in Assam, before the designated Tribunal constituted under Foreigners (Tribunals) Order, 1964, was increased from sixty days to one hundred and twenty days.

13.24 From 01.01.2019 to 31.03.2020, a total of 1214 Citizenship Certificates have been granted to foreigners by various competent authorities (MHA plus authorities delegated powers of Central Government in 7 States and 16 Districts) under the provisions of the Citizenship Act, 1955. Out of this, 1072 foreigners were granted citizenship by Registration under Section 5 and 142 were granted citizenship by Naturalization under Section 6 of the Citizenship Act, 1955.

## Foreign Contribution (Regulation) Act, 2010 (FCRA, 2010)

13.25 The FCRA, 2010 regulates the receipt and utilization of foreign contribution by persons/associations/NGOs in India with the objective of preventing any diversion of such contribution towards activities detrimental to national interest and for matters connected therewith.

13.26 Under the FCRA, 2010 any person having a definite cultural, economic, educational, religious or social programme has been prohibited to accept foreign contribution without obtaining a certificate of registration or prior permission from Central Government. The association seeking foreign contribution for definite cultural, social, economic, educational or religious programme may either obtain a registration or prior permission to receive foreign contribution from the Ministry of Home Affairs after making an application in the prescribed format by furnishing details of their

activities and audited accounts. The registration is granted only to such associations which have a proven track record of functioning in the chosen field of activity during the last three years and after registration, such organisations are free to receive foreign contribution from a foreign source for their stated objectives. Registration or prior permission is granted only after thorough security vetting of the activities and antecedents of the association and its office bearers.

13.27 An online FCRA portal had been launched. All FCRA services like registration, prior permission, renewal of registration, change of details of NGOs, grant of foreign hospitality (with certain exceptions) were made online w.e.f. 14.12.2015. The portal has been upgraded to make it more user friendly and informative.

13.28 Complete details of disposal of the FCRA applications of registration, renewal and Prior Permission and Hospitality from 01.04.2019 to 31.03.2020 are as under :-

| S. No.                  | Services         | Granted     | Denied      | Closed     |
|-------------------------|------------------|-------------|-------------|------------|
| 1                       | Registration     | 341         | 1753        | 57         |
| 2                       | Renewal          | 283         | 366         | 38         |
| 3                       | Prior Permission | 61          | 254         | 13         |
| 4                       | Hospitality      | 4186        | 250         | 204        |
|                         | <b>Total</b>     | <b>4871</b> | <b>2623</b> | <b>312</b> |
| <b>Overall Disposal</b> |                  | <b>7806</b> |             |            |

13.29 To effectively monitor the flow of foreign contribution received by Non Governmental Organisations (NGOs), the Foreign Contribution (FC) Accounts of these NGOs in various commercial banks have been

integrated with the Public Financial Monitoring System (PFMS). As on date, 62 commercial banks have been integrated with PFMS, covering almost all the designated FC accounts.

13.30 Due to repeated representations made by the associations/NGOs whose certificates had been cancelled because of non-filing of Annual Reports (ARs), it was decided to give them a one-time exemption vide Public Notice dated 01.08.2019 from the restrictive condition of Section 14(3), to enable them to apply for fresh registration within three months from the issuance of the notice. Government further decided that no penalty shall be imposed for uploading the missing ARs. In case of violations of other provisions of the FCRA, 2010 which are compoundable as per notification dated 05.06.2018 read with corrigendum dated 27.07.2018, the associations/NGOs shall have to ensure that these violations except non-submission of ARs are compounded before making a fresh application for grant of registration or prior permission.

13.31 In Public interest vide Notice dated 18/03/2020, major relief was extended to 1808 associations whose registration was cancelled by exempting them from the provision of section 14(3) of The FCRA, 2010.

13.32 In exercise of the powers conferred by Section 48 of the Foreign Contribution (Regulation) Act, 2010 (42 of 2010), the Central Government further amended the Foreign Contribution (Regulation) Rules, 2011 vide Gazette Notification dated 16.09.2019, which are called the Foreign Contribution (Regulation) (Second Amendment) Rules, 2019.

13.33 In supersession of the order of GoI, MHA, published in the Gazette of India vide number S.O. 1492(E), dated 01.07.2011, except as respects things done or omitted to be done before such supersession, Central Government, in exercise of the powers conferred by Section 50 of the FCRA, 2010 exempted all the organizations/

NGOs (not being a political party), constituted or established by or under a Central Act or a State Act or by any administrative order or executive order of the Central Government and State Government and wholly owned by the respective Government and required to have their accounts audited by the Comptroller and Auditor General of India (CAG) or any of the agencies of the CAG, from the operation of all the provisions of FCRA, 2010 by order published in the Gazette of India dated the 30.01.2020.

## **FREEDOM FIGHTERS' PENSION**

13.34 Indian freedom struggle is unique in the history of mankind. Persons from all walks of life worked unitedly for a common cause. It was the struggle and sacrifice of several generations of people, starting from 1857 and continuing up to 1947, which brought freedom to the country. Millions of people participated in the freedom struggle.

### **Pension Scheme**

13.35 In order to honour the freedom fighters, GoI introduced a scheme known as the 'Ex-Andaman Political Prisoners Pension Scheme' in 1969. In 1972, on the eve of the 25<sup>th</sup> Anniversary of India's Independence, a regular scheme called the "Freedom Fighters' Pension Scheme" was introduced for granting pension to freedom fighters. This Scheme was liberalized and renamed as the 'Swatantrata Sainik Samman Pension Scheme' with effect from 01.08.1980. From the Financial Year 2017-18 onwards, the nomenclature of the scheme has been changed as "Swatantrata Sainik Samman Yojana." The salient features of "Swatantrata Sainik Samman Yojana" are given in the following paragraphs.

13.36 **Eligibility:** The following categories of freedom fighters are eligible for the Samman Pension under the Scheme:



- (a) Eligible dependents of martyrs.
- (b) A person who had suffered a minimum imprisonment of six months on account of participation in the freedom struggle.
- (c) A person who, on account of his participation in the freedom struggle, remained underground for more than six months.
- (d) A person who, on account of participation in the freedom struggle, was interned in his home or externed from his district for a minimum period of 6 months.
- (e) A person whose property was confiscated or attached and sold due to his participation in the freedom struggle.
- (f) A person who, on account of participation in the freedom struggle, became permanently incapacitated during firing or *lathi* charge.
- (g) A person who lost his Government job for participation in the freedom struggle.
- (h) A person who was awarded the punishment of ten or more strokes of caning/flogging/whipping for his participation in the freedom struggle.

13.37 **Dependents:** Spouses (widows/widowers), unmarried and unemployed daughters (up-to three) and mother or father of deceased freedom fighters (as also of martyrs) in that order are eligible for grant of dependent family pension under the scheme. At one point of time, only one of the above mentioned categories of dependents is eligible for family pension.

13.38 **Special Dispensation for Women and Weaker Sections of the Society:** The eligibility

criteria for grant of pension on grounds of jail suffering specifies a minimum period of six months which a freedom fighter should have undergone in connection with the freedom movement. However, as a special dispensation for women freedom fighters and for the freedom fighters belonging to Scheduled Castes (SCs) and Scheduled Tribes (STs), the minimum period has been kept at three months.

### **Other Facilities to the Freedom Fighters**

13.39 Apart from pension, freedom fighters are also provided the following facilities by GoI:

- (a) Free railway pass (2<sup>nd</sup> / 3<sup>rd</sup> AC in Duronto, 1<sup>st</sup> Class/ 2<sup>nd</sup> Class AC by any train including Rajdhani/Shatabdi/Jan Shatabdi) for freedom fighters/their widow/ widower, along with one companion in same class, for life;
- (b) Medical facilities under Central Government Health Scheme (C.G.H.S) and free medical treatment in hospitals run by Public Sector Undertakings (PSUs) under the control of Department of Public Enterprises have also been extended to the freedom fighters and their dependents;
- (c) Telephone connection, subject to feasibility, without installation charges, and on payment of only half the rental;
- (d) Provision of 4% reservation under "Combined Category" for Physically Handicapped Persons (PH), Outstanding Sports Persons (OSP) and Freedom Fighters (FF) in the normal selection procedure adopted by Public Sector Oil Marketing Companies for allotment of petrol pumps, gas agencies etc.;

- (e) General pool residential accommodation (within the overall 5% discretionary quota) to the freedom fighters in Delhi. Spouse of a freedom fighter is permitted to retain the accommodation for a period of six months after death of the freedom fighter;
- (f) There is a fully furnished and old age friendly Freedom Fighters' Home at New Delhi providing transit accommodation (stay and meal) for freedom fighters/their eligible dependents; and
- (g) In addition to the above facilities, ex-Andaman freedom fighters/their spouses have been allowed to also avail free air travel facility to visit Andaman & Nicobar Islands, once a year, along with a companion.

### Amount of Pension

13.40 There has been a periodical review of the rate of freedom fighters' pension. The initial amount of pension as fixed in the year 1972 was ₹ 200/- per month. Subsequently, basic pension and Dearness Relief has been revised from time to time. Since 15.08.2016, the Dearness Relief system based on All India Consumer Price Index for industrial workers, which was hitherto applied to freedom fighter pensioners on an annual basis, had been discontinued and replaced by the Dearness Allowance system applicable to Central Government employees twice a year. This has been termed as "Dearness Relief", which is the appropriate word in case of pensioners. The rate of monthly pension with additional 15% Dearness Relief w.e.f. 01.07.2019 is as follows:

| Sl No. | Category of freedom fighters  | Basic pension w.e.f. 15.08.2016 (₹ per month)   | Dearness Relief @15% w.e.f. 01.07.2019 | Total amount of pension in rupees (₹ per month)   |
|--------|---|---|--|---|
| 1.     | Ex-Andaman Political Prisoners/spouses  | 30,000  | ₹ 4500                                 | 34,500  |
| 2.     | Freedom fighters who suffered outside British India/spouses                     | 28,000  | ₹ 4200                                 | 32,200  |
| 3.     | Other Freedom Fighters/spouses including INA                                    | 26,000  | ₹ 3900                                 | 29,900  |
| 4.     | Dependent parents/eligible daughters (maximum 3 daughters at any point of time) | 50% of the sum that would have been admissible to the Freedom Fighter i.e. in the Range of ₹ 13,000 to ₹ 15,000 | ₹ 1950 to ₹ 2250                       | 50% of the sum that would have been admissible to the Freedom Fighter i.e. in the range of ₹ 14,950 to ₹ 17,250 |

13.41 Internal Audit Wing of MHA conducted an audit in which it was found that certain procedures adopted by the banks are not applicable to this scheme. The primary cause of confusion amongst the bankers was the reason that the bankers treated this Pension Scheme like any other civil pension of the Government employees of the Central Government. This resulted in many discrepancies like giving 6<sup>th</sup> Pay Commission's benefits, giving medical benefits, giving old age benefits and in some cases, even deducting TDS from the Central Freedom Fighter pensioners. These errors essentially crept in because the banks applied the normal guidelines for the Central Government Employee's pensions to the Central Freedom Fighters Pension Scheme also. To bring clarity to the existing rules and to remove the possibility of misuse of the scheme, the Revised Policy Guidelines for disbursement of Central Samman pension were issued vide letter no. 45.03.2014-FF(P) dated 06.08.2014.

13.42 Further, instructions had been issued to all

the authorized banks for ensuring Aadhaar seeding of the all Bank Accounts of freedom fighter pensioners as early as possible. At present around 86.57% bank accounts of central freedom fighter pensioners have been linked with Aadhaar.

### **Expenditure on Welfare of the Freedom Fighters**

13.43 There is a provision of ₹ 937.50 crore for payment of pension, ₹ 15 crore for payment to Ministry of Railways for the Complementary Card Passes issued to Central Freedom Fighters and ₹ 17 lakh for reimbursement for maintenance of Freedom Fighters' Home by New Delhi Municipal Council (NDMC) in the sanctioned budget of MHA for FY 2019-20.

### **Number of Central Samman Pensioners**

13.44 Under the Scheme, 1,71,644 freedom fighters and their eligible dependents have been sanctioned Samman Pension till 31.12.2019. State-wise break-up of the freedom fighters /their dependents who have been sanctioned Samman pension is given below:

| S. No. | Name of State/Union Territory | Number of freedom fighters/ their eligible dependents who have been sanctioned pension (as on 31.12.2019) |
|--------|-------------------------------|---|
| 1      | Andhra Pradesh                | 15,285  |
| 2      | Telangana                     |   |
| 3      | Assam                         | 4,442   |
| 4      | Bihar                         | 24,905  |
| 5      | Jharkhand                     |   |
| 6      | Goa                           | 1508  |
| 7      | Gujarat                       | 3,599   |
| 8      | Haryana                       | 1,690   |
| 9      | Himachal Pradesh              | 633   |
| 10     | Jammu & Kashmir               |   |

|    |                            |                 |
|----|----------------------------|-----------------|
| 11 | Ladakh                     | 1,807           |
| 12 | Karnataka                  | 10,100          |
| 13 | Kerala                     | 3,420           |
| 14 | Madhya Pradesh             | 3,488           |
| 15 | Chhattisgarh               |                 |
| 16 | Maharashtra                | 17,965          |
| 17 | Manipur                    | 63              |
| 18 | Meghalaya                  | 86              |
| 19 | Mizoram                    | 4               |
| 20 | Nagaland                   | 3               |
| 21 | Odisha                     | 4,196           |
| 22 | Punjab                     | 7,041           |
| 23 | Rajasthan                  | 814             |
| 24 | Tamil Nadu                 | 4,134           |
| 25 | Tripura                    | 888             |
| 26 | Uttar Pradesh              | 18,000          |
| 27 | Uttarakhand                |                 |
| 28 | West Bengal                | 22523           |
| 29 | Andaman & Nicobar Islands  | 3               |
| 30 | Chandigarh                 | 91              |
| 31 | Dadra & Nagar Haveli       | 83              |
| 32 | Daman & Diu                | 33              |
| 33 | NCT of Delhi               | 2,048           |
| 34 | Puducherry                 | 320             |
| 35 | Indian National Army (INA) | 22,472          |
|    | <b>Total</b>               | <b>1,71,644</b> |

### Honouring Freedom Fighters

13.45 As per convention, on the anniversary of the Quit India Movement, Hon'ble President of India hosted a reception- 'At Home' in the Rashtrapati Bhawan on 09.08.2019 and honoured some of the freedom fighters from

various States and UTs with *Angavastram*. In addition, the freedom fighter invitees were felicitated with a shawl and a small gift. 78 freedom fighters from various parts of the country attended this function and interacted with the President.





**Hon'ble President of India with the Freedom Fighters during the 'At Home' function held on 09.08.2019 at Rashtrapati Bhawan.**

(Source: President's Secretariat)

13.46 Under the Swatantrata Sainik Samman Yojana, there are 40 freedom struggle movements which have been recognized for the purpose of grant of Central Samman Pension. Out of the above 40 movements, details of the two latest movements viz. Hyderabad Liberation Movement and Goa Liberation Movement is given in following paragraphs.

### **Hyderabad Liberation Movement**

13.47 In 1985, those who participated in the Hyderabad Liberation Movement for the merger of the erstwhile State of Hyderabad with the Union of India during 1947-48, were made eligible for grant of pension under the Swatantrata Sainik Samman Yojana. Accordingly, 98 border camps were recognized for the purpose of considering the claims of underground sufferings during the Hyderabad Liberation Movement. Subsequently, in July, 2004, MHA recognized 18 additional border camps for consideration of the claims.

13.48 MHA issued detailed guidelines on 10.09.2009 in order to streamline the procedure for grant of pension to genuine freedom fighters. These guidelines are being followed scrupulously.

### **Goa Liberation Movement**

13.49 During the movement for liberation of Goa, which lasted for many years, a large number of freedom fighters had undergone severe punishment at the hands of Portuguese authorities. The Goa Liberation Movement was spread over three phases as follows:

|           |                   |
|-----------|-------------------|
| Phase-I   | From 1946 to 1953 |
| Phase-II  | From 1954 to 1955 |
| Phase-III | From 1955 to 1961 |

13.50 The Goa Liberation Movement had

already been recognized for the purpose of grant of pension under the SSS Yojana and those participants of the movement who fulfilled the eligibility conditions of the Yojana during the various phases and in whose cases the records of sufferings were available had already been granted pension by GoI. However, as regards participants during Phase-II (1954-55), as per the policy of the then Portuguese authorities, whereas the *Jathha* leaders were arrested, the *Satyagrahis* (participants of the movement) were beaten and thrown out of Goan borders. The question of their arrest or imprisonment, therefore, did not arise. Thus they did not have any proof of suffering. Hence in order to honour the sacrifice of such participants, GoI relaxed the eligibility criteria under the SSS Yojana to grant pension to those freedom fighters of Phase-II of the Goa Liberation Movement who had been sanctioned State freedom fighters' pension before or upto 01.08.2002 by the State Governments of Maharashtra, Madhya Pradesh, Goa, Haryana, Rajasthan and Uttar Pradesh.

### **REHABILITATION OF DISPLACED PERSONS**

13.51 On 04.07.2018, GoI approved the existing eight schemes under the Umbrella Scheme "Relief and Rehabilitation of Migrants and Repatriates" for continuance upto March, 2020 with an allocation of ₹ 3182.91 crore. These 8 schemes are:

- (a) Relief assistance to Sri Lankan refugees staying in camps in Tamil Nadu and Odisha.
- (b) Grant-in-Aid to Central Tibetan Relief Committee (CTRC) for administrative and social welfare expenses of Tibetan settlements.



- (c) Rehabilitation Package for returnees and up-gradation of infrastructure of the Bangladeshi Enclaves and Cooch Behar District after exchange of enclaves between India and Bangladesh.
- (d) Financial Assistance to 36,384 displaced families of Pakistan Occupied areas of Jammu & Kashmir (PoJK) and Chhamb, settled in Jammu & Kashmir
- (e) Grant-in-Aid to Government of Tripura for maintenance of Brus lodged in relief camps of Tripura (North East Division)
- (f) Grant-in-Aid to Government of Mizoram for Rehabilitation of Bru/ Reang families from Tripura to Mizoram (North East Division)
- (g) Grant of enhanced relief of ₹ 5.00 lakh per deceased person, who died during 1984 Anti-Sikh Riots (UT Division)
- (h) Central Scheme for Assistance to Civilian Victims/ Family of Victims of Terrorist/ Communal/LWE Violence and Cross Border Firing and Mine/IED blasts on Indian Territory' (Details are given in Chapter 2)

### Sri Lankan Refugees

13.52 Due to ethnic violence and disturbed conditions in Sri Lanka, 3,04,269 Sri Lankan refugees have entered India in various phases between July, 1983 and August, 2012.

13.53 GoI's approach is to discourage the movement of people as refugees but if any refugees belonging to these categories do come, they are granted relief on humanitarian grounds. The ultimate objective is that they should be repatriated back to Sri Lanka. Relief is given pending such repatriation.

13.54 While 99,469 refugees have been repatriated to Sri Lanka upto March, 1995, there has been no organized repatriation after March, 1995. However, some refugees have gone back to Sri Lanka or left for other countries on their own. As on 31.12.2019, there are 59,506 Sri Lankan refugees staying in 107 refugees' camps in Tamil Nadu and one camp in Odisha. Besides, as per details submitted by Tamil Nadu Government around 35,000 refugees are staying outside the camps, after getting themselves registered at the nearest Police Station.

13.55 Pending repatriation, certain essential relief facilities are provided to them on humanitarian grounds. These facilities include shelter in camps, cash doles, subsidized ration, clothing, utensils, medical care and educational assistance. The entire expenditure on relief to Sri Lankan refugees is incurred by the State Government and is subsequently reimbursed by GoI. An amount of ₹ 1021 crore (approximately) has been spent by GoI for providing relief and accommodation to these refugees during the period between July, 1983 to 31.12.2019.

13.56 The Government of India agreed to grant Indian Citizenship to, and to accept repatriation of 5.06 lakh PIOs from Sri Lanka, together with their natural increase, under the Indo-Sri Lanka Agreements of the years 1964, 1974 and 1987. Out of these 5.06 lakh persons, 3.35 lakh persons along with their natural increase of 1.26 lakh, comprising 1,16,152 families, were repatriated from October, 1964 upto December, 2006. No organized repatriation has taken place from Sri Lanka after 1984 due to disturbed conditions there. However, some repatriates arriving in India on their own are being rehabilitated under various schemes in Tamil Nadu.

## **REPATRIATES COOPERATIVE FINANCE AND DEVELOPMENT BANK LTD. (REPCO), CHENNAI**

13.57 REPCO Bank was set up in the year 1969 as a Society under the Madras Cooperative Societies Act, 1961 (No. 53 of 1961) [now the Multi-State Cooperative Societies Act, 2002 (No.39 of 2002)] to help and promote the rehabilitation of repatriates from Sri Lanka, Myanmar, Vietnam and other countries. The management of the Bank vests in a Board of Directors. Two of the Directors represent GoI. The total authorized capital of the Bank stood at ₹500.25 crore against which the amount of subscribed and paid-up capital is ₹155.50 crore as on 31.03.2019. GoI has contributed ₹76.32 crore, towards the paid-up capital. Five Southern States, namely, Tamil Nadu (with ₹7.13 crore), Andhra Pradesh (₹1.04 crore), Telangana (₹74.88 lakh), Karnataka (₹17.47 lakh) and Kerala (₹61.16 lakh) have also contributed to the share capital. Repatriates have contributed ₹69.47 crore. As per its bye-laws, the administrative control over Repco is, at present, with GoI. The Bank has paid an amount of ₹15.26 crore as dividend @20% for the year 2018-19 to GoI.

## **Rehabilitation Plantations Limited (RPL), Punalur, Kerala**

13.58 Rehabilitation Plantations Limited (RPL), an undertaking jointly owned by GoI and the Government of Kerala, was incorporated in the year 1976 under the Companies Act, 1956, for raising rubber plantations in Kerala to resettle repatriates as workers and employees. The management of the Company vests in a Board of Directors, on which two Directors represent GoI. The paid-up share capital of the Company (as on

31.03.2019) was ₹339.27 lakh. The Government of Kerala holds ₹205.85 lakh and the Government of India ₹133.42 lakh of the equity in the Company. Since the State Government is the majority shareholder, the administrative control over RPL is with the State Government.

## **Tibetan Refugees**

13.59 Tibetan refugees began pouring into India in the wake of the flight of His Holiness, the Dalai Lama in the year 1959 from Tibet. GoI decided to give them asylum as well as assistance towards temporary settlement. Care has been taken to retain their separate ethnic and cultural identity.

13.60 As per the latest census 2019 conducted by Central Tibetan Relief Committee (CTRC), the population of Tibetan refugees in India as on 25.09.2019 was 73,404. Majority of these refugees have settled themselves, either through self-employment or with Government's assistance under agricultural and handicrafts' schemes in different States of the country. Major concentration of the Tibetan refugees is in Karnataka (21,922), Himachal Pradesh (16,146), Arunachal Pradesh (4,708), Uttarakhand (4,654), West Bengal (3,006), and Jammu & Kashmir (7,041). The Rehabilitation of Tibetan Refugees is almost complete and only one residuary housing scheme is at various stages of implementation in the State of Uttarakhand.

13.61 In order to bring about uniformity with respect to extending various facilities by the Central Government and State Governments to the Tibetan refugees settled in different parts of the country, MHA has issued the Tibetan Rehabilitation Policy, 2014.

13.62 The Government of India has sanctioned a scheme of providing grant-in-aid of ₹40 crore



to His Holiness The Dalai Lama's CTRC over a period of five years commencing from 2015-16 to 2019-20 to meet the administrative and social welfare activities expenses of 36 Tibetan Settlement offices located in different States of the country. The amount of ₹ 40 crore has been released.

### **Rehabilitation of Returnees from former Indian Enclaves and Creation and Upgradation of Infrastructure in erstwhile Bangladeshi Enclaves in India and in Cooch Behar District of West Bengal**

13.63 While considering the Constitutional (Amendment) Bill for implementing the India-Bangladesh Land Boundary Agreement, 1974 the Standing Committee on External Affairs (2014-15) of Sixteenth Lok Sabha, had recommended *inter-alia* that the Government create a blueprint for development and integration of Bangladeshi enclaves in India, addressing issues of rehabilitation and compensation in consultation with the State Government of West Bengal. Accordingly, the proposals received from the State Government of West Bengal comprise variable cost for temporary and permanent rehabilitation of about 1000 persons returning from former Indian Enclaves in Bangladesh and also fixed cost for creation and up gradation of infrastructure of the former Bangladeshi enclaves as well as that of Cooch Behar District. GoI has approved the scheme of rehabilitation of returnees from erstwhile Indian enclaves in Bangladesh and creation and upgradation of infrastructure in former Bangladeshi enclaves in India and that of Cooch Behar District of West Bengal at the cost of ₹ 1005.99 crore. Out of this, ₹ 775.48 crore has been released to the Government of West Bengal upto 31.12.2019.

### **ENEMY PROPERTY**

13.64 In the wake of Chinese aggression in 1962, the Custodian was called upon to take charge of Chinese assets in India with the object of vesting the properties of Chinese subjects left in India under the Defence of India Rules, 1962. Subsequently with the outbreak of hostilities with Pakistan in 1965 and 1971, the vesting of movable and immovable properties of those nationals/residents in the Custodian continued till 1977. With a view to provide for the continued vesting of those enemy properties vested in the Custodian of Enemy Property for India (CEPI), the Enemy Property Act, 1968 was enacted on 20.08.1968 under the Defence of India Rules, 1962. The Act was further amended in 1977 and 2017. The provision for disposal of enemy property have been brought through 2017 amendment.

13.65 Custodian of Enemy Property for India is a statutory post under Enemy Property Act, 1968. The Office of the CEPI functions under the Enemy Property Act and Rules/ Guidelines/ Orders made there under. The basic functions of CEPI are identification, vesting, preservation, management and to take control over the property till its disposal by the Central Government as per provisions of the Act and Rules/Guidelines/Order made there under.

13.66 After amendment of the Principal Act in 2017, the Enemy Property Rules, 2015 have been amended vide Notification dated 21.03.2018. Further, Guidelines for disposal of immovable and movable enemy property as well as Order has been issued to consider the cases aggrieved by the vesting order of CEPI. For disposal of enemy shares, both listed and unlisted, through Department of Investment & Public Asset Management (DIPAM) a Notification has been issued on 18.02.2019. Further, for disposal of

Gold & Silver Jewellery items, CEPI has been authorized to dispose of them through Government of India Mint, Mumbai vide Orders dated 16.12.2019.

13.67 The Enemy Property subject along with the office of the CEPI was transferred from the Ministry of Commerce to MHA, vide Notification No.1/22/4/2007-Cab, dated 28.06.2007. The Office of CEPI, with headquarters at Delhi, is functioning with 03 branch offices located at Mumbai, Kolkata and Lucknow.

13.68 Over the years, CEPI has vested a substantial number of properties belonging to enemy nationals/firms. These properties can be categorized in Movable Enemy Properties viz. shares, Gold/Silver ornaments and Immovable Enemy Property viz. land & buildings (commercial, residential, residential-cum-commercial), water bodies, shops etc.

13.69 A decision was taken on 01.01.2018 in the meeting held between Home Secretary and Finance Secretary to discontinue the expenses incurred from Corpus Fund and deposit the amount received by way of Bond, Securities and income received from EP in Consolidated Fund of India. Since then an amount of ₹ 461.71 crore has been transferred to Consolidated Fund of India by CEPI of which ₹ 14.03 crore has been transferred in the current year till December, 2019.

13.70 As per provisions of the Enemy Property Act, CEPI has vested about 6.5 crore enemy shares in 996 companies (as on November, 2018) of 20,323 shareholders. The procedure and mechanism for sale of these shares has been notified on 18.02.2019. Since then 1,74,08,542 shares in 114 companies were sold for ₹ 875.63 crore in 2018-19. Further till November, 2019, 5,73,80,037 shares in 130 companies have been sold for ₹ 1788.75 crore. The increase in the

number of shares is due to issuance of bonus shares. These shares have been disposed of through DIPAM.

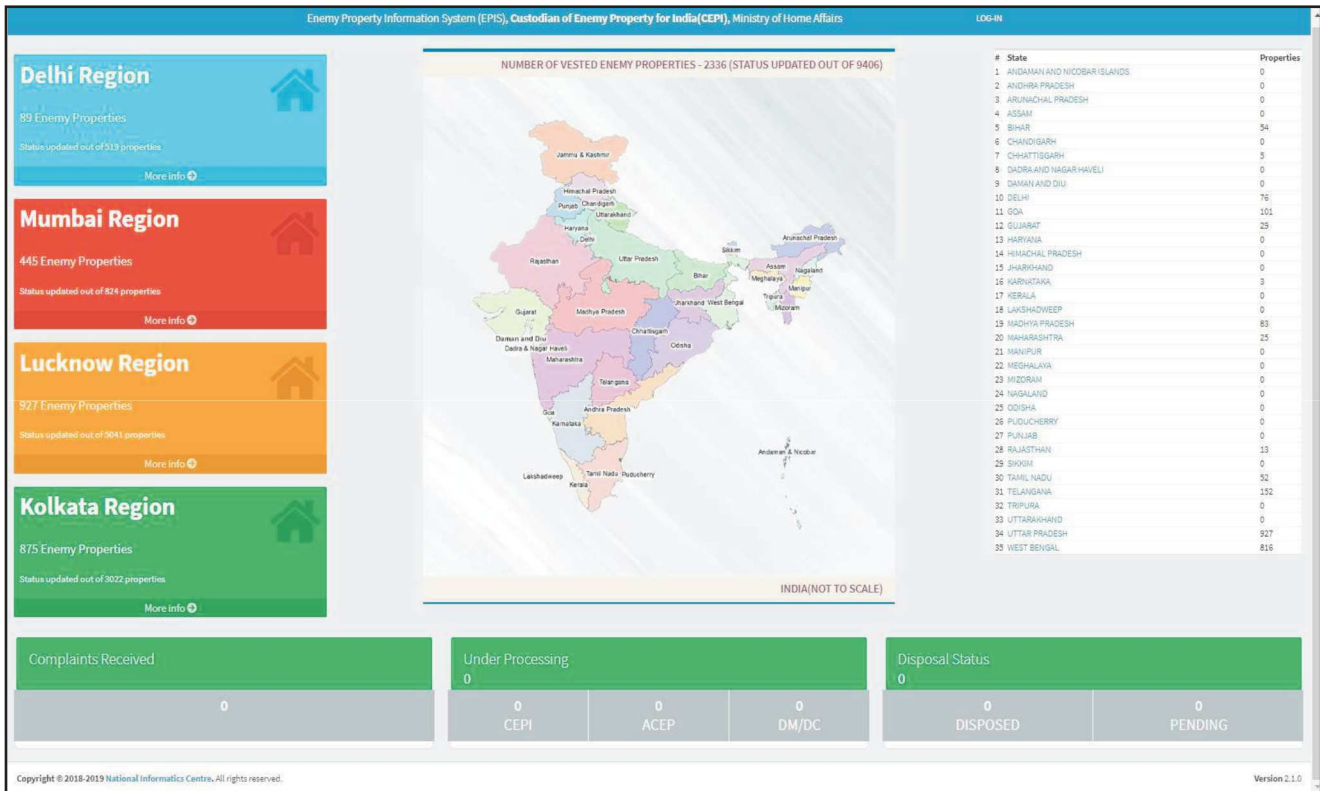
13.71 Over the years, CEPI has vested 2.0264-kilogram gold items and 45.3334 kilogram Silver Ornaments. On the recommendation of Enemy Property Disposal Committee, Competent authority has approved for disposal of these items through India Government Mint as per the provisions of the Act.

13.72 Over the years, CEPI has also vested 12,426 (Pakistani 12,300 and Chinese 126) Immovable Enemy Property spread over 23 States/UTs. Few more properties have been identified as enemy property and are in the process of declaration as per the provisions of the Act and Rules made there under. The process of disposal of immovable enemy property has also been initiated.

13.73 To ascertain the present status of immovable enemy properties, the latest survey and valuation report has been asked for from all the States/UTs concerned. To expedite the process, Nodal Officers have been appointed to coordinate the above matter. The Ministry is taking up the issue with the States through Nodal Officers and DMs/DCs concerned.

13.74 To give impetus for robust monitoring of the vested enemy properties, ICT is being used. The website for CEPI is live and is open to the public. The website may be accessed at <https://enemyproperty.mha.gov.in/>.

13.75 For effective preservation, management and speedy disposal of the enemy property, Enemy Property Information System has been developed. It is available to all the holders dealing with the subject matter. The system will expedite the identification and vesting of the enemy property.



**Dash-Board of Enemy Property Information System**

\*\*\*\*\*

14.1 The Ministry of Home Affairs (MHA) has set up a “Women Safety Division” on May 28, 2018 to strengthen measures for safety of women in the country and instill a greater sense of security in them through speedy and effective administration of justice in a holistic manner and by providing a safer environment for women. The Division is responsible for policy formulation, planning, coordinating, formulating and implementing projects/schemes to assist States/Union Territories (UTs)

to achieve the said objectives, including capacity building and modernization of forensic sciences; matters relating to prevention of crimes against women and children, members of Scheduled Castes (SCs), Scheduled Tribes (STs), elderly persons and transgenders; trafficking in persons and smuggling of migrants; prison reforms, correctional administration, prison/ prisoners legislation; and Poisons Act, 1919; and matters relating to National Crime Records Bureau (NCRB).

### Some of the Important Initiatives taken in the Financial Year (FY) 2019-20

- (a) Support States/Union Territories in commencement of a single Pan-India 112 emergency number under the Emergency Response Support System (ERSS) as a part of Nirbhaya Fund Scheme. This service has been made operational in twenty-eight States/UTs.
- (b) MHA has released ₹ 478.99 crore for Safe City Projects to the States/UTs in this FY. The Cities are currently engaged in the process of procurement of assets. Progress in the projects is being tracked through the Safe City Implementation Monitoring Portal (SCIM) for States/UTs.
- (c) Projects for strengthening of DNA analysis, cyber-forensics and related forensic facilities in Forensic Science Laboratories (FSLs) in 13 States/UTs (Delhi, Himachal Pradesh, Jammu & Kashmir (J&K), Madhya Pradesh, Maharashtra, Manipur, Mizoram, Punjab, Rajasthan, Tamil Nadu, Tripura, Uttar Pradesh, West Bengal) as part of Nirbhaya Fund Scheme, at a total cost of ₹ 131.09 crore had been approved. Procurement of machineries and equipment is in progress.
- (d) MHA has approved a project for strengthening the existing Anti-Human Trafficking Units



(AHTUs) as well as establishing new AHTUs in all the districts of States/ UTs at a cost of ₹ 100 crore under Nirbhaya Fund. The AHTUs will coordinate action for rescue of victims of Human Trafficking and will provide them suitable post –rescue care and relief. AHTUs will attend to all three aspects of Trafficking viz. prevention of trafficking, protection of victims and prosecutions of offenders.

- (e) MHA has also approved setting up/strengthening Women Help Desks (WHDs) in Police Stations in all States & UTs, including Police Stations in rural areas, at a total cost of ₹ 100 crore. This project would be implemented by the respective States and UTs. WHDs would focus on making the Police Stations more women friendly and approachable, as they would be the first and single point of contact for any woman walking into a police station. These help desks would have an enlisted panel of experts like lawyers, psychologists and Non Governmental Organisations (NGOs) to facilitate legal aid, counseling, shelter, rehabilitation and training etc.
- (f) Under Crime and Criminal Tracking Networks and Systems (CCTNS) and Inter-Operable Criminal Justice System (ICJS) projects, following specialized solutions have been taken up:
  - (i) Deployment of National Automated Fingerprint Identification System (NAFIS) application, which will enable States/UTs to search/match the national repository of fingerprints, has commenced.
  - (ii) NCRB has deployed COGNOS Business Intelligence tool on National Data Centre for MIS reporting and dashboards for crime data analytics, generating actionable insights to assist Law Enforcement Agencies (LEAs) for timely prevention of crimes.
  - (iii) NCRB has initiated development of tools for Crime Mapping, Spatial Analytics, NEWS, Crime/Criminal Analytics, Predictive Analytics modules of Crime Data Analytics on CCTNS in collaboration with Advanced Data Processing Research Institute (ADRIN) in Phase-I in 6 States.
  - (iv) Development of Crime Multi Agency Centre (C-MAC) for dissemination of alerts/information on crime and inter-State criminals to States/UTs, has commenced.
  - (v) NCRB has launched Central Citizen Service Portal on 29.01.2020 called “Missing Person Search” and “Generate Vehicle NOC” for vehicles at the time of purchase/registration of second-hand vehicles.

## **Important Projects for Enhancing Safety of Women in the Country being undertaken by MHA:**

### **Inter-operable Criminal Justice System (ICJS) and Crime and Criminal Tracking Network and Systems (CCTNS)**

14.2 Availability of information on crimes and criminals is not only a contributing factor for timeliness and efficiency in criminal investigation, but also in facilitating use of this database for the purpose of crime analytics, research and policy making for crime prevention. In order to facilitate police in States/UTs with a common platform for collecting and sharing information on crimes and criminals at national level, MHA started implementation of CCTNS project in 2009 as an extension of the Common Integrated Police Application (CIPA) project started in 2004. While CIPA was started for the purpose of computerization of the data in police stations on a stand-alone basis, CCTNS went a step further and sought to interconnect all police stations and higher police offices for collecting and sharing information on crime and criminals on a common platform. The project was approved at a total cost of ₹ 2000 crore. As per the project plan, Central financial assistance was given to the States/UTs towards hardware, CCTNS software application, connectivity and training.

14.3 The broad objectives of the CCTNS project are to:

- (a) Create a single repository of crime and criminal data.
- (b) Provide contextual and parameterized search options at the State and National level to empower the investigators and impact detection and resolution.
- (c) Offer convenient digital access of police services to citizens such as online filing of

police complaints and requests for verification of antecedents etc.

- (d) Inform policy and improved monitoring through timely crime trends and criminal reports.

14.4 Under CCTNS, a State Data Centre (SDC) and corresponding District Coordination Centres (DCC) have been established in each State/UT. After achieving a major part of the stated objectives, the project is presently in the Operations & Maintenance (O&M) phase, which is valid upto 31.03.2022. CCTNS is being implemented by NCRB.

14.5 At the same time, since 2015, the scope of the CCTNS project was extended beyond establishing a national database of crime and criminal records to establishment of Inter-Operable Criminal Justice System (ICJS) by integrating data from prisons, courts, prosecution, forensics, police and fingerprints, with a view to strengthen justice delivery. National Informatics Center (NIC) has developed a dashboard for the ICJS system which has the facility of enterprise free text search and the capability to search for an accused in police, prisons and courts database. At present ICJS is being actively implemented in all the States/UTs. It facilitates integration of all pillars of justice to make the justice delivery system much more transparent and to enable smart policing. Domain linkage under ICJS as well as integration with other large databases is being undertaken.

14.6 All the States/UTs have also launched their State Citizen Portals (SCPs) providing citizen centric police services which are connected to CCTNS and ICJS. Nine mandated critical police services are being offered in the SCP as part of the CCTNS project and include online registration of complaints, obtaining status of complaints, obtaining the copies of FIRs,

details of arrested persons/wanted criminals, tracking progress of registered complaints, reporting theft of properties, viewing and reporting missing persons data and submission of requests for issue/renewal of various NOCs.

Critical among the mandated services is the ability of victims and bystanders alike to lodge a complaint online. The citizens can also utilize the SCP for placing a request for pre-employment verification.



A screen shot of Citizen Services offered by Maharashtra Police

### Achievements in FY 2019-20

14.7 CCTNS has achieved significant success in reach, connectivity and usage across all Police

Stations in the country. States were also encouraged to create a SCP to offer a host of services. Progress in usage of the project is presented in the table below:

| Sl. No. | Activity/Area of Operations                       | Status (As on 31.03.2019) | Achievements (As on 31.12.2019) |
|---------|---|---------------------------|---------------------------------|
| 1       | Total Police Stations                             | 15824                     | 15985                           |
| 2       | CCTNS deployment to Police Stations #             | 14841                     | 15152                           |
| 3       | Connectivity in Police Stations                   | 15045                     | 15224                           |
| 4       | Number of States/UTs where SDC connected with NDC | 34                        | 36                              |

|   |  |            |            |
|---|--|------------|------------|
| 5 | No. of police stations entering FIRs (100%) in CAS State Application | 14788      | 14992      |
| 6 | Number of FIRs registered in CCTNS                                   | 2.69 crore | 2.86 crore |
| 7 | Number of States/UTs where all 9 citizen services are launched       | 33         | 34         |
| 8 | Number of States/UTs who have launched a SCP                         | 35         | 37         |
| 9 | Number of requests received from State/UT Citizen Portals            | 3.05 crore | 4.66 crore |

# 14,306 Police Stations were originally included in CCTNS. Every year new police stations are added by States/UTs.

14.8 Particularly in case of gender crimes, early detection and certainty of rigorous punishment is seen to act as a viable deterrent. Critical outcomes of the CCTNS Project not only facilitate an aggrieved person to register complaints online from their homes, but also

result in early detection and timely prosecutions by empowering Investigation Officers with information and standardizing police procedures, thereby making it an invaluable tool in strengthening safety and security of women.

The screenshot displays the Enterprise eCOPS dashboard. At the top, there are navigation tabs: DGP Dashboard, Login Statistics, and Petition Management. The user is logged in as 'ap\_dgp (dgp)' with the role 'Higher Offices - Police Headquarters, AP'. The interface shows filters for 'Statistics Of Jurisdiction: State' and 'Statistics Of Period: Yesterday'. A search button is present above a data table.

| S.No.        | Unit           | Missing Cases | Traced Cases | Untraced Cases | No. of Missing Persons |           |          |          |          | No. of Traced Cases |          |          |          |          | No. of Untraced Cases |           |          |          |          |
|--------------|----------------|---------------|--------------|----------------|------------------------|-----------|----------|----------|----------|---------------------|----------|----------|----------|----------|-----------------------|-----------|----------|----------|----------|
|              |                |               |              |                | Total                  | Woman     | Man      | Boy      | Girl     | Total               | Woman    | Man      | Boy      | Girl     | Total                 | Woman     | Man      | Boy      | Girl     |
| 1            | Andhra Pradesh | 30            | 0            | 30             | 32                     | 11        | 9        | 7        | 5        | 0                   | 0        | 0        | 0        | 0        | 32                    | 11        | 9        | 7        | 5        |
| <b>TOTAL</b> |                | <b>30</b>     | <b>0</b>     | <b>30</b>      | <b>32</b>              | <b>11</b> | <b>9</b> | <b>7</b> | <b>5</b> | <b>0</b>            | <b>0</b> | <b>0</b> | <b>0</b> | <b>0</b> | <b>32</b>             | <b>11</b> | <b>9</b> | <b>7</b> | <b>5</b> |

A screen shot of MIS used by police in Andhra Pradesh to monitor missing persons



| NAME                   | AGE | FIR NO   | FIR DT     | ACTS & SEC          | PS           | DISTRICT                     | CASE PROGRESS | IMAGE   |
|------------------------|-----|----------|------------|---------------------|--------------|------------------------------|---------------|---|
| Cheemalamari Nikitha   | 14  | 255/2018 | 06/10/2018 | Girl Missing Person | Dargamitta   | Sri Potti Sri Ramulu Nellore | Case Progress |  |
| Jami Sai Kumari        | 17  | 545/2018 | 06/10/2018 | Girl Missing Person | Nallapadu PS | Guntur Urban                 | Case Progress |  |
| Pedalangari Prathyusha | 17  | 97/2018  | 06/10/2018 | Girl Missing Person | Vakadu       | Sri Potti Sri Ramulu Nellore | Case Progress |  |
| V V Soujanya           | 14  | 323/2018 | 06/10/2018 | Girl Missing Person | Alipiri      | Tirupathi Urban              | Case Progress |  |
|                        |     |          |            | Girl Missing        |              |                              | Case          |  |


A screenshot of CCTNS Report on Missing Persons (Girls) as used by Andhra Pradesh Police. Similar tools are used in Telangana also.

CCTNS

Welcome KAVITA JALAN State ODISHA

Date 02/08/2018 District ANGUL


Login Time 15:36 Office Name SP (SUPERINTENDENT OF POLICE) OFFICE




Home | General Diary | Complaint | Citizen Services | Registration | Investigation | Prosecution | Reports | Admin | Registers | Search & Query | e-Grievance | Alerts And MIS


Home » Dashboard


Dashboard \* Mandatory Fields


  
Daily Crime Digest


  
All Cog. Cases


  
Pending Cases


  
IO Performance


  
Pending Activity


  
Road Accident Report


  
Missing Person


  
UD Cases


  
Citizen Services


  
Statistics


  
e-Grievance

  
Crime Review


  
Major Head Wise Crime


  
Accident Data Analysis


  
Section Wise Crime Search


  
Accused Wise Crime Search

  
Enterprise Search

  
ICJS Search

  
SR Cases

  
Red-Flag Cases

  
Core Application Software (CAS)

This website belongs to National Crime Records Bureau, Ministry of Home Affairs, Government of India

CCTNS MIS Dashboard at the level of SP Police, as used by Odisha Police

262



**Special Investigative Tool developed by the Andhra Pradesh & Telangana Police, as part of the CCTNS Project**

### Good Practices CCTNS

1. Antecedent Verification – A Gun License applicant was found to be involved in a criminal case. One person from Kanyakumari District had applied for Gun License verification. Application was sent to Eraniel Police Station for verification where Police Data Entry Operator checked the antecedent of the applicant on CCTNS portal. It was found that the applicant was involved in criminal cases.
2. Tamil Nadu State Police received more than 28,800 requests for verification prior to the issuance of passports during the first 15 days of July, 2019. Tamil Nadu police used CCTNS portal and discovered criminal backgrounds of 80 applicants. 3 of those 80 profiles were found to be involved in murder cases, 39 in hurt cases, 5 in theft cases and rest 33 profiles in petty offences.
3. Odisha police started implementing ICJS in the State in April, 2019. Since 2005, 11.89 lakh FIRs have been registered in Odisha. All these cases have now been linked to their corresponding court cases and the officers can now check the current status using

CCTNS. Moreover, their State FSL is now fully integrated with CCTNS. Live transfer of data relating to FIRs and chargesheet in Odisha is now awaiting approval of the e-committee of the Supreme Court of India.

14.9 Presently, data of 33 States is being integrated under eCourts, and data is being integrated in 35 States/UTs under ePrisons. The eForensics software has been introduced in 101 FSLs out of 116 labs in the country. Implementation of eProsecution has been initiated in 14 identified States across 245 prosecution offices. Development of interoperability feature for consumption of inter-pillar linked information from police, prisons, courts, forensics and prosecution is now operational in Telangana and Andhra Pradesh.

### **ePrisons Project**

14.10 MHA has introduced the eprisons suite across all States and UTs in the country. The eprisons project aims at computerization of the functioning of all prisons in the country, including digitization and availability of prisoner data (convicts, under-trial prisoners, detainees etc.) in an electronic platform which is accessible to designated authorities of Central and State Governments. The objective of this project is to create an end-to-end IT solution for automation of prison operations. ePrisons suite is useful in creating a centralized standard information database of prison inmates with their identification, activity and other critical details. This is a cloud based national platform which acts as an interactive portal to provide information and services for prison inmates. The portal provides for quick retrieval of information and citizen-centric services. The portal also enables availability of integrated data about crime and criminal history of prisoners.

14.11 The Central Government is providing support to States/UTs for IT hardware, software application development, customization, establishing connectivity and technical assistance for effective implementation of the project. The States and UTs have been provided financial assistance of a total of ₹ 100.00 crore in last three years.

14.12 With the implementation of the Central ePrisons project, the ePrisons suite is getting data from as many as 33 States and UTs as on date. The Prisons are entering legacy data of prisoners in the ePrisons suite, thus strengthening the National Database of Sexual Offenders, which is accessible to LEAs and will assist in effectively tracking and investigating cases of sexual offences aimed at strengthening women safety in the country.

### **National Database on Sexual Offenders**

14.13 Leveraging the ICJS platform, the National Database on Sexual Offenders (NDSO), purposed to specifically impact and reduce crime and violence against women through identification of known and habitual sexual offenders was launched in September, 2018. The NDSO is available 24x7 to all LEAs and enables antecedent verification and speedy detection in case of sexual offences. Data of over 7.4 lakh offenders is available on NDSO.

### **Investigation Tracking System for Sexual Offences (ITSSO)**

14.14 Particularly in the case of Section 376 of the Indian Penal Code, 1860 (Rape) offences,

where the Hon'ble Supreme Court of India has mandated completing investigations within 2 months from the date of first report, the MHA has developed a Portal to track progress in detection and resolution of sexual offences based on CCTNS data and periodic MIS. Investigation Tracking System for Sexual Offences (ITSSO) Portal, a module under ICJS was launched on 19.02.2019. It is a cloud - based analytics portal available for the LEAs with drill-down feature starting from national level up to FIR level. It can be used to generate reports and dashboards on ageing of cases and has the ability to flag pendency at district and police station level to expedite resolution.

14.15 Going forward, the MHA has identified several new initiatives with enhanced technology capacity for CCTNS project, including National Automatic Fingerprint Identification System (NAFIS) and data analytics to empower the investigator and the decision hierarchy of the police.

14.16 The MHA has conducted a study to identify the best police stations in the country by introducing a level of objectivity and analysis into the process of ranking. Data inputs from CCTNS formed the core of this selection process which was supported by on-ground survey and citizen assessment. The criteria of selection included recording of sexual offences against women and children and their resolution within 60 days from registration, recording and resolution of crimes against SCs and STs and property offences. All States and UTs participated in this exercise. The top 3 police stations in the country for 2019-20 are Aberdeen Police Station, Andaman & Nicobar Islands followed by Balasinor Police Station, Gujarat and AjkBurhanpur Police Station, Madhya Pradesh.

## **Emergency Response Support System (ERSS) Project**

14.17 With a view to enable active use of technology to strengthen emergency response services, especially for safety of women in public places, MHA is implementing a project titled 'Emergency Response Support System (ERSS)', with an estimated cost of ₹ 385.69 crore under the Nirbhaya Fund. Government of India (GoI) (Department of Telecommunications (DoT), Ministry of Communications), has notified 112 as the emergency number for the country for addressing all kinds of emergencies. The mandate of ERSS is to provide an operational platform which would support linking of various emergency service providers in States/UTs to 112 emergency number. The Project has the following objectives:

- (a) Provide a convenient and standardized 'single emergency response number - 112' integrated with all existing numbers like Dial 100, 108 etc.
- (b) Provide a 24x7 capacity to receive input from various sources including Voice Calls, SMS, Emails, Panic Buttons in phones, public transport and other locations etc.
- (c) Provide a 24x7 system for dispatch of field resources (Police, Ambulance etc.) to the location of incidence through:
  - (i) Identification of location of person in distress.
  - (ii) Computer Aided timely dispatch of nearest field resources (one or more GPS enabled Emergency Response Vehicles) to mitigate or prevent escalation of distress.
- (d) Provide standardized, user-friendly




technology products like Mobile Apps etc. with a Pan-India footprint.

- (e) Integration with other emergency systems.

14.18 Under the ERSS Project, MHA is extending financial assistance to all States/UTs

to operationalize 112 or integrate existing systems with 112, procure necessary hardware and software, and support limited number of Emergency Response (ER) vehicles fitted with GPS-enabled Mobile Device Terminals (MDTs) to provide 112 based emergency operations in the States/UTs.



A Mobile Data Terminal (MDT) showing the Case Details with option to update status of response (Source: CDAC)

14.19 In order to streamline implementation, MHA engaged C-DAC as a Total Service Provider (TSP) to develop and deploy a Contact Centre Solution Stack comprising of Computer Telephony Integration (CTI), Automatic Call Distribution (ACD), Computer Aided Dispatch (CAD), and Case Record Management (CRM). Additionally, C-DAC has developed a '112 India

Mobile App' providing features like continuous sending of distress signals with location data (to trace moving devices), shout facility to volunteers and the requisite back-end software.

**Achievements in FY 2019-20**

14.20 This service has been operationalized in 28 States/UTs in the country.

**States and Districts where ERSS has Commenced**

| S.No. | State/UT         | Districts in which ERSS has been launched |
|-------|------------------|---|
| 1.    | Himachal Pradesh | All districts                             |
| 2.    | Nagaland         | Kohima, Dimapur, Mokokchung               |

|     |                                     |  |
|-----|-------------------------------------|--|
| 3.  | Maharashtra                         | Mumbai   |
| 4.  | Andhra Pradesh                      | Vijayawada, West Godavari, Guntoor Urban, Guntoor Rural, Kurnool   |
| 5.  | Chhattisgarh                        | Raipur, Durg, Rajnandangaon, Kabirdham, Bastar (Jagdalpur City), Sarguja, Bilaspur, Janjgir Champa, Korba, Raigarh and Mahasamund. |
| 6.  | Gujarat                             | Aravali, BanasKantha, Gandhinagar, Mahesana, Mahisagar, Patan, Sabarkantha   |
| 7.  | Jammu and Kashmir                   | Srinagar, Jammu, Awantipora, Anantnag, Baramullah, Sopore, Ganderbal, Bandipora, Kulgam  |
| 8.  | Ladakh                              | All districts  |
| 9.  | Kerala                              | All districts  |
| 10. | Punjab                              | All districts  |
| 11. | Rajasthan                           | All districts  |
| 12. | Tamil Nadu                          | All districts  |
| 13. | Telangana                           | All districts  |
| 14. | Uttarakhand                         | All districts  |
| 15. | Andaman and Nicobar Islands         | All districts  |
| 16. | Puducherry                          | Puducherry   |
| 17. | Madhya Pradesh                      | All districts  |
| 18. | Dadra and Nagar Haveli              | All districts  |
| 19. | Daman and Diu                       | All districts  |
| 20. | Uttar Pradesh                       | All districts  |
| 21. | Lakshadweep                         | All districts  |
| 22. | Mizoram                             | All districts  |
| 23. | Arunachal Pradesh                   | Papumpare city, Papumpare rural - Yupia, Eastsiang, Pasighat   |
| 24. | Chandigarh                          | All districts  |
| 25. | National Capital Territory of Delhi | All districts  |
| 26. | Goa                                 | All districts  |
| 27. | Karnataka                           | All districts  |
| 28. | Tripura                             | All districts  |



**Hon'ble Union Home Minister, Sh. Amit Shah launched the ERSS 112 system in Chandigarh on 20.09.2019**

(Source: UT of Chandigarh)



**Hon'ble Minister of State for Home Affairs, Sh. G. Kishan Reddy launched the ERSS 112 system in Delhi on 25.09.2019**

(Source: Delhi Police)



## Awareness Activities for ERSS/112

14.21 MHA has undertaken awareness campaigns to popularize use of ERSS and the '112 India Mobile App' in print, electronic and digital media and advised all States/UTs to popularize its benefits. This includes News Ticker on all News channels, 112 awareness SMS campaign, Social Media Posts on Twitter, Doordarshan National Talk show- New India Sankalp, Delhi Metro Campaign with UN

Women - External wrapping and advertisements of inside panels of Yellow Line metro, 112 promotional stall set up at Police Technology Exhibition at Kevadiya, Gujarat, 112 promotional videos on Youtube channel, interactions with college students of Miranda House and Lady Shri Ram College at Delhi and regional promotional activities in print and electronic media conducted by every State/UT where ERSS has been operationalized.



**Joint Secretary (WS) in the MHA, Smt. Punya Salila Srivastava, Resident Coordinator, Smt. Shoko Noda and UN Women Deputy Country Representative, Smt. Nishtha Satyam flagging the #Orange the World Metro wrapped to promote 112 services to end violence against women on 15.11.2019**

(Source: UN Women)

14.22 Today, 112 services are offered in 28 States/UTs and have resulted in over 1 dispatch every minute since its launch. Some of the innovations and best practices across States/UTs are enumerated below.

### 14.23 Telangana

- a) 112 ERC has been converged with multiple agencies, through a conference calling facility. This currently covers 101 (fire services), 108



(medical services) and 181 (women helpline).

- b) Integration with panic buttons installed in private cab hailing services like Ola, Tora, Move in Sync and Prydo. Panic Buttons installed in buses operated by Telangana Tourism Department also call 112 when pressed.
- c) A first is the use of 112 First Responder smart phone app, to expand the response fleet by over 1,000 motorbike borne police personnel to address escalation in demand for services in peak hours.

### **Uttar Pradesh**

14.24 UP Dial 112 ERC operating out of Lucknow is providing language training in dialects to ensure clear communication, timely dispatch and support of citizens in distress across the State.

### **Chandigarh**

14.25 Chandigarh 112 is providing instant information access on events to respective Beat Officers using e-Beat App. This has resulted in two-way benefits - sharing of prior knowledge into the system as well as maintaining a track to ensure timely delivery of assistance and follow-up actions.

### **Delhi**

14.26 Event data pertaining to crimes is seamlessly shared with CCTNS to ensure timely registration of FIRs and commencement of investigations.

### **Chhattisgarh**

14.27 Promotion of 112 and its emergency

services through Police Stations, accessing the networks of its officers to ensure routing of all calls to 112 and a sense of responsibility among responding officers, motivating them to outperform in the field when needed.

14.28 Some of the successes achieved by 112 are captured in the following real stories:

- (a) In Andaman & Nicobar Islands, a team of international tourists from Israel lost their way and were stranded in Elephanta Beach. The team included 05 children and 02 women. They were rescued by boat within 2 hours, while the ERC continued communications to minimize stress and anxiety.
- (b) Ms. Swarnlatha in Telangana called 112 at 11:42 pm to inform that her husband was intending to beat her with an iron rod, which accidentally fell on her aged mother, causing grievous injury. A vehicle was dispatched at 11:43 pm, and 181 (women helpline) was also informed of the need for rescue and medical assistance. The team reached Ms. Swarnlatha in 12 minutes and rescued both the women.
- (c) During Kerala floods, an isolated family of 14 in a village, stuck in a house in Kozhikode District called 112 for help and rescue. Kerala 112 coordinated with the District Disaster & Rescue Force (Kozhikode) to ensure timely rescue of all 14 family members including senior citizens and children.



**Call takers using location based tracking at Emergency Response Center,  
Andaman & Nicobar Islands**

(Source: WS Division)

- (d) Ms. Komal from Sheetla Mata in Amritsar informed 112 that her parents have sold her in marriage against her consent. She turned out to be a minor, thereby making it a case of human trafficking. She was rescued on time and sent to Nari Niketan while an FIR was lodged and all the accused persons were arrested after the case was transferred to the Sheetla Mata Police Station.

### **Safe City Projects**

14.29 MHA has approved Safe City projects in 8 large cities, i.e. Ahmedabad, Bengaluru, Chennai, Delhi, Hyderabad, Lucknow, Kolkata, and Mumbai with a view to enhance the city infrastructure to ensure a safe and secure environment for women and children in public

places. The projects have been prepared by State Governments, taking into account the need for identification of hot-spots for crimes against women for development of critical assets in urban areas including infrastructure, technology adoption and capacity building in community through awareness programmes. The projects are being funded as a Centrally Sponsored Scheme (CSS), with funding by Centre and State in 60:40 ratio. A total of ₹ 3,080.16 crore has been approved for these projects with funding from Nirbhaya Fund and MHA budget.

14.30 In preparing the Safe City projects, the Ministry of Women & Child Development (MWCD), Ministry of Housing and Urban Affairs (MoHUA) and Ministry of Electronics & Information Technology (MeITY) have been consulted. It has been prepared by Police Commissioners of respective cities in

consultation with Municipal Commissioners, and comprise a mix of solutions relevant for the city and its communities. *Inter-alia*, some of the assets being developed/supported under the Safe City Projects initiative are:

- (a) **An integrated approach including moveable and immovable assets** in city infrastructure like GIS linked mapping of crime hot spots, smart LED street lighting to reduce dark spots, installation of modern CCTV cameras connected to Command/Control centres with capacities like Automated Number Plate Recognition (ANPR) cameras, development of safe zone clusters in identified crime hot spots including installation of toilets, installation of Panic Buttons in public places and transportation, transit dormitories for women and children, among others. Some assets to address gaps in existing ecosystems as well as to integrate with plans in Smart City projects are also included.
- (b) **Critical Human Resource assets** like the development and deployment of all-women patrol teams such as SHE teams, teams for First Responder Vehicles like the Abhayam vans in Ahmedabad, development and resourcing of all women Police Stations, deployment of women Counsellors in Police Stations to increase accessibility and empathy, among other, based on the successful Bharosa Model of Hyderabad, setting up of such One-Stop Crisis Centres in other cities is being supported. Better investigative resources like Forensic & Cyber Crime Cells are also included in some of the cities.
- (c) **Critical soft assets** like gender sensitization awareness campaigns, legal literacy campaigns and capacity building and other service providers in collaboration with community and civil society organizations have also been included in some of the cities.

### **Strengthening of DNA facilities in State Forensic Labs**

14.31 DNA analysis is one of the time-tested scientific forensic technologies used in investigation of crime and is highly relevant in cases of sexual offences and other heinous offences. As part of a strategy to facilitate greater efficiency in investigations and secure higher convictions in cases of sexual offences, the Government has undertaken modernizing of not only its Central Forensic Sciences Laboratories (CFSLs) but is also assisting States/UTs in capacity building of DNA analysis facilities in FSLs on a mission mode.

14.32 As part of Nirbhaya Fund scheme, MHA has approved projects for strengthening DNA analysis facilities in 13 States at a total cost of ₹ 131.09 crore in Phase-I of the project. The States have been prioritized on the basis of pendency of cases. The FSLs being upgraded are located at:

- a. Chennai and Madurai in Tamil Nadu;
- b. Agra and Lucknow in Uttar Pradesh;
- c. Mumbai, Maharashtra;
- d. Kolkata, West Bengal;
- e. Sagar, Madhya Pradesh;
- f. Shimla and Dharamshala, Himachal Pradesh;
- g. Mohali, Punjab;

- h. Srinagar, J&K;
- i. Agartala, Tripura;
- j. Pangei, Manipur;
- k. Aizwal, Mizoram;
- l. Jaipur, Rajasthan;
- m. GNCT Delhi

14.33 The project is being funded from Nirbhaya Funds Scheme. The assistance will enable States to procure and use advanced scientific equipment and develop their

infrastructure. Items proposed to be added to FSLs under the approved projects have been identified by the States themselves through a process of gap-analysis, and include Autoclave and Automated DNA Extractor Systems to isolate DNA from collected samples, DNA Sequencer, Centrifuges, Real-time PCR, Genetic Analyzer equipment to facilitate detection and matching of samples with collected evidence during investigation. The project also provides for States/UTs to engage expert scientists for analysis of crime exhibits for timely support to Investigating Officers in sexual assault cases.

\*\*\*\*\*



15.1 After the erstwhile State of Jammu & Kashmir was reorganized into the Union territory of Jammu and Kashmir and Union territory of Ladakh as per the Jammu and Kashmir Reorganization Act, 2019, the Department of Jammu and Kashmir Affairs has also been restructured and renamed as the Department of Jammu, Kashmir and Ladakh Affairs.

15.2 The Department of Jammu, Kashmir and Ladakh Affairs deals with all matters relating to the UT of Jammu and Kashmir & UT of Ladakh, including Counter-terrorism within Jammu and Kashmir and coordination with respect to subjects/matters except those specifically allotted to any other Ministry/Department of the Government of India. The Department also coordinates with various Ministries/Departments for the accelerated implementation of various Flagship schemes and Individual Beneficiary Centric Schemes of Government of India, Major projects of economic importance including the Prime Minister's Development Package (PMDP) in Jammu, Kashmir & Ladakh.

### **Changes in Constitutional Provisions - Article 35A and Article 370**

15.3 Since the Constitution came into force on 26<sup>th</sup> January 1950, as per the temporary provisions with respect to the erstwhile State of Jammu and Kashmir contained in Article 370,

only the provisions of Article 1 and Article 370 were applied to the State. However, based on the provisions contained in Article 370 (1), certain other provisions of the Indian Constitution had been made applicable to the erstwhile State by issuance of Constitution Orders by the President of India from time to time, based on consultation or concurrence of the State Government as the case may be. Even after 70 years of independence, many provisions of the Indian Constitution relating to Fundamental Rights, States, Panchayats, Municipalities, Cooperative Societies, Services, Elections etc. were either not made applicable or were applied with exceptions and modifications. As a result, the people of Jammu and Kashmir could not reap full benefits of various Constitutional rights that were being enjoyed by rest of citizens in the country.

15.4 Further, addition of a new Article 35A through a Constitution Order issued on 14<sup>th</sup> May, 1954 under Article 370 (1) had imposed restrictions upon other citizens while conferring special rights and privileges to the permanent residents of Jammu and Kashmir with respect to employment under the State Government, acquisition of immovable property in the State, settlement in the State or rights to scholarships and such other forms of aid as the State Government may provide. All these constitutional ambiguities including Article 35A

had hampered complete integration of the people of Jammu and Kashmir with rest of the country, fostered a separatist mindset that bred terrorism supported and fuelled from across the border and impeded overall growth and development despite continuous and huge support from Government of India.

15.5 The Constitution Order issued by the President of India on 5<sup>th</sup> August, 2019 under Article 370(1) based on the concurrence of the State Government addressed these long pending issues. While superseding all previous Constitution orders, this order also applied all provisions of the Constitution to the State of Jammu and Kashmir with all its amendments, without any modifications or exceptions, thereby removing all the constitutional ambiguities.

15.6 Simultaneously, based on recommendation of the State Government and exercising its powers of the State Legislature during the President's Rule, the Parliament passed a resolution recommending the President of India to issue a Declaration under Article 370(3). Based on this recommendation by the Parliament, the President of India issued a Declaration on 6<sup>th</sup> August, 2019 making all clauses of Article 370 cease to be operative while applying all provisions of the Constitution of India to the State of Jammu and Kashmir in its entirety notwithstanding anything contrary contained in Article 152 or Article 308 or any other provision of the Constitution of Jammu and Kashmir. After the issuance of this Declaration and other sequential steps, the entire country now has One Constitution and One Flag.

### **The Jammu and Kashmir Reorganization Act, 2019**

15.7 Considering the long pending demand of the people of Ladakh, the Parliament had also

passed the Jammu and Kashmir Reorganisation Bill, 2019 on 5<sup>th</sup> and 6<sup>th</sup> August 2019. After receiving assent of the President of India on 9<sup>th</sup> August 2019, the Jammu and Kashmir Reorganisation Act, 2019 carved out a new Union Territory of Ladakh without Legislature and a new Union Territory of Jammu and Kashmir with Legislature from the erstwhile State of Jammu and Kashmir. The Central Government issued a notification on 9<sup>th</sup> August, 2019 notifying 31<sup>st</sup> October, 2019 as the appointed date from which these two new Union Territories would come into existence. Through the Jammu and Kashmir Reorganisation Act and other sequential steps, delimitation of Constituencies has been enabled and all Central Laws have been made applicable to both the Union Territories with suitable amendments while corresponding State laws were repealed. The Lieutenant Governor in both the Union Territories have also taken charge on 31<sup>st</sup> October 2019.

15.8 As Legislative Assembly of the Union Territory of Jammu and Kashmir is to be constituted after delimitation, the President of India has issued the proclamation under section 73 of Jammu and Kashmir Reorganization Act on 31<sup>st</sup> October, 2019 for administering the Union Territory of Jammu and Kashmir.

15.9 Considering the records of the Survey of India and geographical aspects, the area of Leh district of the Union Territory of Ladakh was defined on 2<sup>nd</sup> November, 2019. In addition to its existing area, the district of Leh now also constitutes areas of four districts of the then existing State of Jammu and Kashmir viz. Gilgit, Gilgit Wazarat, Chilhas and Tribal Territory which are under illegal occupation of Pakistan. Revised maps published by the Survey of India are available at <http://www.SurveyofIndia>

[.gov.in/pages/display/235-political-map-of-india](http://.gov.in/pages/display/235-political-map-of-india).

### Security Situation in Jammu and Kashmir

15.10 Jammu and Kashmir has been affected by terrorist and secessionist violence that is sponsored and supported from across the

border. Since the advent of militancy in Jammu and Kashmir in 1990, 14,054 Civilians and 5,294 personnel of Security forces have lost their lives till December, 2019. The trends of terrorist violence in Jammu and Kashmir during the last few years and current year are shown in the table given below:

| Year | Incidents | SFs killed | Civilians killed | Terrorists killed |
|------|-----------|------------|------------------|-------------------|
| 2014 | 222       | 47         | 28               | 110               |
| 2015 | 208       | 39         | 17               | 108               |
| 2016 | 322       | 82         | 15               | 150               |
| 2017 | 342       | 80         | 40               | 213               |
| 2018 | 614       | 91         | 39               | 257               |
| 2019 | 594       | 80         | 39               | 157               |

15.11 Militancy in Jammu and Kashmir is intricately linked with infiltration of terrorists from across the border. As per reports,

infiltration attempts and net infiltration in J&K since 2014 are indicated in the table below:

| Year                              | 2014 | 2015 | 2016 | 2017 | 2018 | 2019 |
|-----------------------------------|------|------|------|------|------|------|
| <b>Infiltration attempts</b>      | 222  | 121  | 371  | 419  | 328  | 216  |
| <b>Net Estimated infiltration</b> | 65   | 33   | 119  | 136  | 143  | 138  |

15.12 In order to ensure synergized and concerted action against terror financing and other terror related activities in Jammu and Kashmir, a Multi Disciplinary Terror Financing Monitoring Group (TMG) was constituted in March, 2019 by Government of India.

15.13 The security situation in Jammu and Kashmir is monitored and reviewed by the Government of Jammu and Kashmir, Army,

Central Armed Police Forces (CAPFs) and other security agencies. The Ministry of Home Affairs also monitors the security situation closely and continuously in tandem with the Government of Jammu and Kashmir and the Ministry of Defence. Government of India has adopted a multi-pronged approach to contain cross-border infiltration. This includes multi-tiered deployment along the International Border /

Line of Control, border fencing, improved intelligence and operational coordination, equipping Security Forces with advanced weapons and taking pro-active action against infiltrators.

15.14 The Government of India has provided ₹ 8192.29 crore (including ₹ 786.64 crore in 2019-20 till 31.12.2019) to the Government of Jammu and Kashmir under Security Related Expenditure (Police) scheme since its inception.

### **Skilling and enhancing employment opportunities**

15.15 Under the Scheme, Special Industry Initiative for Jammu & Kashmir titled 'UDAAN' implemented by the National Skill Development Corporation (NSDC) in Public-Private Partnership mode, 48,584 candidates were selected for training, 44,369 candidates had joined training, 38,798 had completed training and 23,902 candidates were offered jobs in the Corporate Sector. In the UT of Ladakh, under UDAAN scheme, 458 candidates joined training, 403 candidates were trained and 158 candidates were offered jobs in the Corporate Sector. The Scheme was extended twice and finally the Scheme was completed w.e.f. 31<sup>st</sup> December, 2018.

15.16 After the successful completion of the UDAAN scheme, the rural and urban youth including school drop outs are now being imparted job-oriented training in various sectors such as ITeS, Sales and Customer Service and Hospitality etc. under the 'HIMAYAT' scheme being run by the Ministry of Rural Development for Jammu and Kashmir and Ladakh regions. In order to step up efforts under HIMAYAT, Phase-II of the scheme is being implemented under the Prime Minister's Development Package (PMDP) 2015. The initial period of 5 years has been extended up to 2022

and the total outlay has been increased to ₹ 1781.66 Crores. As per the approved Action Plan for 2019-22, the target is to train 1,43,299 youths in Jammu, Kashmir and Ladakh. Under this Scheme upto 29<sup>th</sup> Feb, 2020, 13728 candidates have been trained, 7801 youths are undergoing training and 4,968 youth have got employment.

15.17 Under Pradhan Mantri Kaushal Vikas Yojana (PMKVY) for skilling and enhancing employment opportunities for the youth in J&K and Ladakh, various other courses have been started relating to Agriculture, Automotive, Apparel, Make-ups & Home Furnishing, Beauty & Wellness, Banking, Financial Services & Insurance, Capital Goods, Construction, Domestic Workers etc.

### **Bharat Darshan/Watan Ko Jano Program**

15.18 In order to give exposure to the youth about the social and cultural diversity of India and also to show them cultural and socio-economic development taking place in other parts of the country, Bharat Darshan/Watan Ko Jano Program is organized with the help of CAPFs in UT of J&K and UT of Ladakh. About 9,829 Youth have participated in the programme till 31.12.2019, of which 4617 children/youth have taken part in the year 2018-19.

### **Women empowerment**

15.19 Government of India has set up a center in District Kupwara with the help of SEWA. In this centre 5,102 women have been trained including 1,570 Master Trainers in various livelihood crafts. Two more centers at Ganderbal and Leh with Sub Centre at Kargil have also been approved for training of 4,500 women and 590 Master trainers out of which 1,913 women and 250 Master Trainers have already been trained.



## Border Population

15.20 In order to mitigate the hardships being faced by the people living on IB/LOC due to Cross Border Firing/Ceasefire violations from across the border, the following measures have been taken for relief/compensation of the Border Population:

- a) An amount of ₹ 415.73 crore has been sanctioned by Government of India for the construction of 14,460 bunkers in the five border districts of Kathua, Samba, Jammu, Rajouri and Poonch. An amount of ₹ 369.17 crore has been released and 6,769 bunkers have been completed and work is going on in 1,332 bunkers as on 31<sup>st</sup> March 2020.
- b) Reimbursement of damages to Houses, Agriculture, livestock etc has been approved in line with NDRF guidelines.
- c) Compensation amount for milch animals has been enhanced ₹ 50,000/- without any limit being fixed on the number of such animals.
- d) Ex-gratia cash relief of ₹ 5 lakh to the Next of Kin (NoKs) of victims in case of death or to the victim for suffering more than 50% disability is also being reimbursed to the Government of Jammu and Kashmir.

15.21 Due to cross border firing from across the border, the people living near the IB also had to frequently move to safer areas resulting in loss of education and employment opportunities. The Jammu and Kashmir Reservation Act, 2004 was accordingly amended to include the people living near the IB along with the people living near the LoC in the 3% reservation.

15.22 In order to enhance employment opportunities for the Border Population, two new Border Battalions and recruitment of 2,000 new SPOs from Border districts has been sanctioned. In addition, provision of 60% reservation from Border Districts has been made in the recruitment of 5 new India Reserve Battalions and 2 new women Battalions.

## Support to Migrants, Displaced Persons and Refugees

15.23 Due to onset of militancy in the early 1990s, 64,827 Kashmiri Pandit families along with some Sikh and Muslim families migrated from Kashmir Valley to Jammu, Delhi and other parts of the country. Similarly, nearly 1,054 families from the hilly areas of Jammu migrated to Jammu plains. As per the records of registration available with the Relief and Migrant Commissioner, Government of Jammu and Kashmir, at present, 43,618 Kashmiri migrant families are registered in Jammu. Nearly 1,054 Jammu Migrants are also living in Jammu. It is estimated that around 19,338 families are settled in Delhi/NCR and 1,995 in a few other States/UTs in the country.

15.24 Under the Scheme for Relief and Rehabilitation, the Ministry of Home Affairs reimburses the expenditure incurred by the Government of Jammu & Kashmir on monthly cash relief of ₹ 3250/- per person with a ceiling of ₹ 13,000/- per family to eligible Jammu and Kashmiri migrants. In case of Kashmiri migrants settled in Delhi, the Government of NCT of Delhi shares a monthly cash relief of ₹ 1,000/- per person, while the remaining expenditure of ₹ 2,250/- per person is reimbursed by this Ministry.

15.25 With a view to settle Kashmiri migrant

youth who get State Government jobs, construction of 6,000 transit accommodations at an outlay of ₹ 920 crores has been approved for accommodating 3000 Kashmiri migrants employed under Prime Minister's Package for Return and Rehabilitation of Kashmiri migrants (PMRP), 2008 and for 3000 additional Kashmiri migrants under PMDP-2015. Under the Scheme, 865 dwelling units have been constructed in districts of Kulgam and Budgam and 208 flats are under construction.

15.26 Financial Assistance of ₹ 5.50 Lakhs is also being disbursed to the 36,384 displaced families from PoJK and Chhamb settled in Jammu and Kashmir. A total of ₹ 1321.80 crore has been disbursed to 30,455 beneficiaries till 31<sup>st</sup> March 2020. The Government of India has further approved similar financial assistance for inclusion of those Displaced Persons (DP) families, out of 5,300 DP families of POJK 1947, who initially opted to move outside the erstwhile State of Jammu and Kashmir but later on returned and settled in Jammu and Kashmir. Accordingly, out of the above disbursement of ₹ 1321.80 cr, a sum of ₹ 4.42 Cr was disbursed to 85 Displaced persons under the new category of 5,300 DPs referred above.

15.27 Financial assistance of ₹ 5.5 Lakh per family to 5,764 families who migrated from several areas of West Pakistan, in the aftermath of the partition of 1947, and settled in different parts of the Jammu region has also been approved by the Government of India with an outlay of ₹ 317.02 Crores.

### **Establishing Grassroots Level Democracy in Jammu and Kashmir**

15.28 The recently held local body elections in Jammu and Kashmir have a historic significance in

many aspects. The local body elections re-established the long overdue grassroots level democracy in Jammu, Kashmir and Ladakh regions. Provision of direct elections for Sarpanches of the Panchayats had also been restored to ensure accountability. Under the 73<sup>rd</sup> Amendment of the Constitution of India all the functions and functionaries have been transferred to the Panchayats including institutions like Primary Health Centers, Primary Schools, Anganwadi Centers to name a few.

15.29 Panchayat Elections for 4,483 Sarpanches and 35,029 Panches were held after seven years. Urban Local Body Elections in 1,145 Urban Local Body wards of 79 municipalities were held after 13 years. 74 percent voter turnout (out of total 58 Lakh voters) was witnessed in the peaceful Panchayat elections. While giving higher financial powers, requisite funds are also being devolved to these local bodies.

15.30 The first ever elections for the Chairpersons of 316 Block Development Council elections were held and 307 Chairpersons were elected with nearly 98% polling from amongst the Electoral College.

### **Providing proactive, responsive and transparent Administration**

15.31 In order to provide funds, function, functionaries to the newly formed Panchayats and to resolve public grievances, “**Back to Village**” program has been started under which senior officials visit the villages.

15.32 With a view to bring greater transparency, Anti-corruption Bureau (ACB) has been established. Both the new Union Territories have signed MoUs with Government e-Marketplace (GeM). For ensuring complete penetration of GeM in all Government procurements, Capacity

building and training programs are being organised.

15.33 2,263 various projects of the Government of Jammu & Kashmir have been languishing for many years amounting to ₹ 6,653 crores under various sectors. Out of these, 209 projects amounting to ₹ 250 crores have already been completed.

### **Prime Minister's Development Package (PMDP)**

15.34 Hon'ble Prime Minister announced a development package of ₹ 80,068 crore comprising of 63 major projects in critical sectors namely Road, Power, New and Renewable Energy, Tourism, Health, Education, Water Resources, Sports, Urban Development, Defence, Textile etc.

15.35 As on 31<sup>st</sup> March 2020, an amount of ₹ 63,092 crores has been sanctioned by various ministries and ₹ 32,285 crores has been released under the package. Further, out of 63 projects, 17 have been completed/substantially completed and others are at various stages of implementation in the UT of Jammu & Kashmir and UT of Ladakh.

### **Other Development Initiatives**

15.36 In addition to two AIIMS being established in Sambha and Avantipora, 5 new Medical colleges have been started with additional 500 seats. Modernization of all hospitals is being carried out at an outlay of ₹ 900 crore.

15.37 Work has started for Ladakh University, 2 new degree colleges, a new Airport Terminal and up-gradation of District Hospital in UT of Ladakh. To promote tourism in Ladakh, 5 new tourist circuits and 5 new trekking routes have also been opened.

### **Shri Amarnathji Yatra**

15.38 Shri Amarnathji Yatra, 2019 commenced on 01.07.2019 and continued till 02.08.2019. The Yatra went off peacefully. A total of 3,42,883 Yatris visited the Holy Cave in 2019 as compared to 2,85,006 in 2018.

### **Subsidised Helicopter Services**

15.39 The ongoing scheme of subsidized helicopter services in Jammu, Kashmir, Ladakh and Himachal Pradesh provides connectivity to remote areas that are inaccessible by road or even when connected by road, remain cut off during winter due to heavy rain/snowfall. As per the Scheme, Government of India is sharing 75% of subsidy and remaining 25% share of subsidy is borne by the concerned Government.

### **Union Territory of Jammu & Kashmir**

15.40 As per the Census of India, 2011, the population of Union territory of Jammu and Kashmir is 1,22,67,013. There are 22 districts namely Punch, Riasi, Udhampur, Jammu, Kathua, Rajouri, Ramban, Doda, Kishtwar, Samba in the Jammu Division and Muzaffarabad, Mirpur, Anantnag, Baramula, Kupwara, Bandipura, Ganderbul, Srinagar, Budgam, Pulwama, Shupiyan and Kulgam in the Kashmir Division.

### **Economy**

15.41 The per capita income at current prices during 2018-19 for the UT of J&K is estimated at ₹ 92,263 as compared to ₹ 83,717 in 2017-18 showing a rise of 10.21%. The Gross State Domestic Product (GSDP) at current prices for 2018-19 is estimated to be ₹ 1,54,441.41 crore as against the estimate of ₹ 1,38,487.63 crore for 2017-18, showing an increase of 11.52% during the year.

## Industries

15.42 The Industries Sector plays a substantial role in the economic development of UT of J&K and in generating major employment opportunities for the unemployed youth. The Department has been implementing various programmes/schemes for public benefit which are as under:-

- **Implementation of Prime Minister's Employment Generation Programme (PMEGP):** The Scheme generates employment opportunities in rural as well as urban areas through setting up new self-employment ventures/projects / micro enterprises. Under the Scheme financial assistance of ₹ 25.00 lakh for Manufacturing Sector and ₹ 10.00 lakh for Service Sector is provided to set up new enterprises.
- **Implementation of Central/State Package of Incentives:** Central Package incentives like Capital Investment Subsidy, 3% Central Interest Subsidy, and Transport subsidy are provided to the industrial units. Under State Package, land on Concessional rates, 30% Capital Investment Subsidy and 3% interest subsidy etc. are provided to the industrial units to encourage setting up of units.
- **Establishment of MSME Cluster:** Different locations have been identified for establishment of MSME Clusters for identified products viz. a/Cricket Bat, b/Wool, c/Food Processing, d/Laundry and e/Bamboo under MSE-CDP.
- **Establishment of New Industrial Estates/Parks:** Department of Industries & Commerce is in the process of

identifying land for development of New Industrial Estates/ Parks. During the current year 2019-20, the Department is in the process of acquiring nearly 32,167 Kanals of land for the purpose of new Industrial Estate/Parks.

- **Ease of Doing Business:** The Department aims to continue with the reform process in the sectors identified by DPIIT under Ease-of-Doing-Business by way of electronic systems.
- **UT of J&K Rural Employment Generation Programme (JKREGP):** To harness the energy and enthusiasm of the youth of UT of J&K for establishment of productive enterprise in micro industrial sector and to create employment opportunities for educated, unemployed youth in rural areas of UT of J&K, a credit linked subsidy programme namely UT of J&K Rural Employment Generation Programme (JKREGP) is being implemented.
- **Handicraft/ Handloom Sectors:** UT of J&K is famous for the weaving of specialized fabrics like Pashmina, Kani and Raffle shawls, blankets, Lois, Chashme Bulbul blankets, cotton, Arabian Rumals, Mufflars, Tweeds, linen and Silk fabrics. Handloom of UT of J&K is known globally for its fineness and elegance. The Department, besides handholding the weavers, provides marketing support to them through State owned sales outlets and National Level Special Expos.

## Agriculture

15.43 With a vision to double the farmers



income by 2022, a High Level Task Force Committee has been constituted in the Department of Agriculture Production to prepare a strategy to make agriculture a sustainable & remunerative economic activity and to adopt a Product Based approach for promoting Area Specific Cropping Systems.

15.44 Promotion of Organic Farming, Market Intervention in Cereals, Vegetable, Saffron, Honey etc., and Precision Soil Health Management through Soil Testing, Quality Seed Production and Distribution, Integrated Farming System are being practiced for the welfare of farming Community. To enhance the production and productivity of Saffron, Irrigation facilities through drip systems are being promoted besides linking its produce through e-marketing.

15.45 The distribution of Soil Health Cards among the farmers is a step to improve the economics of cultivation. 58,014 Soil Health Cards (SHCs) have been distributed during 2019-20, till 31<sup>st</sup> January 2020. Under Farm Mechanization Scheme, 16,262 farmers have been distributed farm machinery during 2019-20.

### **Forest, Ecology & Environment**

15.46 The Forest Department of UT of J&K has planted 20.29 lakh plants covering an area of about 4657.17 hectares under plantation.

- On 8<sup>th</sup> of July, 2019 the department launched an integrated plantation initiative under "Green Jammu & Kashmir Drive", wherein Panchayats, Civil Society, Educational institutions, Para Military Forces were involved and a total of about 20.07 lakh plants have been planted in Jammu Region so far.
- A state-of-the-art Zoo is coming up at Khanpur, Nagrota-Jammu. The project is

expected to be a major attraction for the tourists coming to Jammu, especially those coming for pilgrimage to Shri Mata Vaishno Devi Ji.

- The Conservation and Management of world famous fresh water Wular Lake has been taken up with an estimated cost of ₹ 200.00 crore as per the two year Action Plan for 2019-20 and 2020-21.
- Under eco-tourism initiative, 11 trekking routes have been identified in UT of J&K for promotion of Eco-tourism through trekking in Wildlife areas for livelihood improvement and preservation of wildlife.
- Three new areas, namely "Tral Wildlife Sanctuary, Bani Wildlife Sanctuary & Gambhir Mughlan Wildlife Conservation Reserve" have been notified as "Wildlife Protection Areas" by the Government for protection and conservation of Wildlife.
- About 305.69 Qtls of banned polythene have been seized during the year 2019-20 by Pollution Control Board.
- Lakhanpur Forest Check Post has been inaugurated for checking the menace of polythene smuggling and other banned items in UT of J&K.

### **Welfare**

15.47 The Government has taken special care of the marginalized and vulnerable sections of the Society. 100% pension coverage across all 20 districts for Physically Challenged persons and old persons above 70 years of age, has been envisaged for the year 2019-20. In the remaining quota available, preference will be given to women applicants above 60 years of age.

15.48 Government of J&K provides financial assistance of ₹ 1,000/- per month as widow pension to women above 40 years of age in distress. Similarly, one time grant of ₹ 25,000+ Cost of 5 gram of Gold (subject to maximum of ₹ 40,000) is provided to the girl (above 18 yrs) whose marriage is to be solemnized soon and whose family income is not more than ₹ 75,000- per Annum.

15.49 People in the age group of 60 years and above are given pension of ₹ 1,000 per month. Pension @ ₹ 1,000 per month is paid to physically challenged persons (18 years and above with 40% disability). Under National Family Benefit Scheme one time assistance of ₹ 20,000 is provided to the next of kin at the death of sole bread earner.

### Education

15.50 A number of initiatives have been taken for universal access and retention, bridging gender and social category gaps in education, enhancement of learning levels of children and inclusive education:-

- A number of pre-primary schools (Kindergartens) are being opened in the State.
- To provide same level of educational opportunities for Children with Special Needs (CWSN), survey was conducted and presently 19,511 CWSN are enrolled in Government Schools of UT of J&K.
- 30,142 children of nomadic population were provided teaching facility in 1,417 seasonal centres.
- Jammu & Kashmir Knowledge Network (JKKN) is an initiative of Education Department to connect school children of UT of J&K to the world of knowledge

through internet, for enhancing learning levels. Under this initiative, more than 500 schools will be connected for 2-way interactive lectures from across the world.

- All Government and Private schools (28,327 schools) have been covered under GIS Mapping in the UT of J&K.

### Higher Education

15.51 The Central Government funded Prime Minister Special Scholarship Scheme (PMSSS) for UT of J&K was started in the academic year 2011-12 to encourage the youth of UT of J&K to pursue higher studies outside the State of UT of J&K.

15.52 5,000 fresh Scholarships per annum are targeted to build capacities of the youth of UT of J&K to enable them to compete as well as to meet the expenditure towards academic and maintenance Charges.

### Health & Medical Education

15.53 Under the Department of Health & Medical Education, following steps are being taken:-

- Govt. of India has sanctioned funds for establishment of a State Cancer Institute at Govt. Medical College, Jammu at an approved cost of ₹ 120.00 crore, and work on ground has commenced.
- A 500-bedded Paediatric Hospital at Bemina & 200 bedded Maternity Hospital at Gandhi Nagar, Jammu are being made functional.
- Five (05) Govt. Medical Colleges have been made functional at Anantnag, Baramulla, Rajouri, Doda and Kathua and classes have started in four Colleges for 1<sup>st</sup> year M.B.B.S Courses. The M.B.B.S

intake in Jammu & Kashmir has increased from 500 to 985.

- Under Ayushman Bharat-Pradhan Mantri Jan Arogya Yojna (AB-PMJAY), 11.46 lakh beneficiaries have been registered on beneficiary identification system, 11.45 lakh golden cards issued, 230 hospitals empanelled and more than 78,000 cases have been processed.
- Under Pradhan Mantri National Dialysis Programme, Dialysis Centres were established/made functional at Jammu, Udhampur, Rajouri, Kathua, Srinagar, Anantnag, Baramulla, Pulwama, Poonch, Kishtwar, Kulgam, Kupwara & Doda.
- The Medical Education department proposes to establish two (02) Medical Universities, one each at Jammu & Srinagar, to cater to the needs of ten (10) Medical Colleges, Nursing Colleges, Paramedical Colleges etc.
- Health Care Investment Policy 2019 was adopted in UT of J&K for promoting private parties and entrepreneurs to setup health care infrastructure in UT of J&K. Two (02) Medi-cities are being established, one each in Jammu and Kashmir for which 300 Kanals of land has been identified at Vijaypur (Samba) and Awantipora (Pulwama) respectively. The operational guidelines are being finalized.
- AIIMS at Vijaypur, Jammu and Awantipora, Kashmir shall be established by 2023 and 2025 respectively, whereas the M.B.B.S classes for these institutions in makeshift arrangements shall be started from the next academic session.

- To reduce the Infant Mortality Rate (IMR), the UT of Jammu & Kashmir has prepared an action plan, so that IMR is reduced to single digit by 2022.

## Power

15.54 **Ujh Multi-Purpose Project:** The ₹ 5,850.00 crore Ujh MPP is targeted to provide assured irrigation of around 31,380 h.a. in Kandi belt and 196 MW of power to UT of J&K. No significant progress was made in approval/sanctioning of the project in previous years. The Advisory Committee of MoWR, RD&GR, GoI at its 139th meeting held on 07-01-2019 accorded approval to the project.

15.55 **Shahpur Kandi Dam:** Work on long stalled Shahpur-Kandi project was restarted after a fresh agreement was signed on 08.09.2018 between Governments of erstwhile J&K and Punjab. The work on ₹ 2,793 crore project had been stalled for last few years which on completion would provide assured irrigation of 53,927 hectares and 470 MU p.a. of electricity at a low cost to Jammu & Kashmir. Besides the project will also bring more employment opportunities for the local population.

15.56 **Har Ghar Nal Se Jal:** The UT of J&K Government has now envisaged to connect each and every household of the UT with Piped Water Supply by Dec 2022. To provide piped water supply to the remaining 10.35 lakh functional HH connections, the UT of J&K government has prepared an ambitious project of ₹ 10,245 crore to be implemented in three phases. During last financial year 2019-20, more than 2.93 lakh rural house holds were connected through functional house hold connections(FHTC).

## Energy

15.57 With a view to achieve the objective of

24X7, quality power supply for all in the UT of J&K, Ministry of Power, Government of India has launched following centrally sponsored schemes for electrification, strengthening and reforming of Transmission and Distribution Sector:

- Under Saubhagya Scheme or Pradhan Mantri Sahaj Bijli Har Ghar Yojana, UT of J&K was the first state in country to achieve 100% electrification of 175138 un-electrified households on 31.03.2019 at a cost of ₹ 799.64 crores. The UT of J&K was awarded 'Saubhagya Excellence Award' for achieving this feat.

### Urban Development

15.58 Swachh Bharat Mission: All the 78 Urban Local Bodies of UT of J&K have been declared as Open Defecation Free (ODF).

15.59 Smart City Mission: Two smart cities viz Srinagar & Jammu have been approved with total project costs of ₹ 3,815.98 Crore and ₹ 3,654.00 Crore respectively.

15.60 Under Pradhan Mantri Awas Yojna (PMAY)-HFA(U), 52,210 houses have been sanctioned, 43,281 have been uploaded on the MIS portal of the mission, 26,381 houses have been geo-tagged/started and 4,237 houses have been completed.

15.61 Energy Efficient LED Street Light project, installation of intelligent traffic light system in Jammu and Srinagar, Pollution abatement at River Devika in Udampur, and Waste to Energy plant are some of the other steps taken towards Urban Development in Jammu and Kashmir.

### Road Connectivity

15.62 **Languishing Programmes (JKIDFC):** 130 projects which include 62 Bridges & 63 Roads and 5 buildings stand completed under this programme ending March 2020 incurring an expenditure of ₹ 252 crore.

15.63 **Pradhan Mantri Gram Sadak Yojna(PMGSY):** During 2019-20, 1,159 kms of road length has been achieved providing coverage to 145 habitations and 880 kms of road length has been blacktopped.

Under the bridge programme, 70 bridges have been completed during 2019-20. Apart from PMGSY, 1241km road length has been blacktopped under other programmes like UT Schemes, NABARD, CRF etc.

15.64 **New Initiatives:** Under PMGSY-II, 133 road and bridge projects have been sanctioned by the MoRD, Govt. of India for up-gradation covering a length of 704.55 Kms, at an estimated cost of ₹ 790.48 crore in UT of J&K and UT of Ladakh.

### Transport Department

15.65 The UT of J&K has introduced a subsidy scheme for replacement of buses that are more than 15 years old. Under this scheme a provision of ₹25 crore has been made for providing subsidy of ₹ 5 lakh per bus.

15.66 A Road Accident Victims Fund has been created on 08-01-2020 for grant of ex-gratia/monetary assistance to victims of Road Accidents.

15.67 Motor Vehicle Department of UT of J&K has switched over to **VAHAN and SARATHI**, web-enabled online application portals for vehicle/driving license etc.

### Rural Development

15.68 The election to the Block Development Councils (2<sup>nd</sup> tier) was successfully conducted in Oct, 2019 for the first time in the history of UT of J&K and as a result 276 Block Development Council(s) stands constituted. Within three months of constitution of Panchayats, training



programmes have been conducted for Panches and Sarpanches.

15.69 The monthly Honorarium of the Chairpersons of the Block Development Councils has been sanctioned to the tune of ₹ 15,000 (Rs. Fifteen thousand only) w.e.f. 02-12-2019 (one of the highest in the Country). The monthly honorarium of the Sarpanches of the UT of J&K has been enhanced from ₹ 2,500 to ₹ 3,000 per month w.e.f. December, 2019.

15.70 In a first of its kind, UT of J&K launched an ambitious “**Back to Village**” **B2V1** programme wherein, one Gazetted Officer of UT of J&K is allocated to each Panchayat.

15.71 The 2<sup>nd</sup> Phase of “**Back to Village**” (**B2V2**) Programme has also been launched, wherein one Gazetted Officer is deployed to each of Halqa Panchayats of the UT of J&K. The Chief Electoral Officer, UT of J&K has been requested to make necessary arrangements for holding the elections to those Halqa Panchayats which have not been constituted in accordance with the Provisions of UT of J&K Panchayati Raj Act, 1989.

15.72 **Himayat:** In the UT of J&K, 65 projects have been sanctioned with a target of skilling 90,792 youths. There are 79 active training Centers in which 21,889 candidates were enrolled. 14,539 Candidates were trained under the programme. Hon'ble Prime Minister while addressing the nation in recent "Mann Ki Baat" interaction, praised the achievements of 'Himayat Programme' in skilling the youth of UT of J&K and providing them employment.

15.73 **Swatch Bharat Mission Grameen (SBM-G):** The State has been declared 'ODF' on Sept 15, 2018. 15,81,085 IHHLs have been constructed in the UT of J&K for rural households. 2903 Community Sanitary Complexes (CSCs) have been constructed under SBM (G).

15.74 **Integrated Watershed Management Programme (IWMP):** During 2019-20 (upto March 2020), 828 works of various nature totaling an amount of ₹ 32 crore have been executed / completed.

## UNION TERRITORY OF LADAKH

### Introduction

15.75 Ladakh became a Union territory (without legislature) on 31<sup>st</sup> October, 2019. It is the largest Union territory of the country in terms of area. The UT of Ladakh forms the northern most tip of India and is the coldest, most elevated as well as sparsely populated region in the country with altitudes ranging from 2300 to 5000 mtrs. The winters are always severe and make the region inaccessible as the road links from Srinagar as well as Himachal Pradesh remain closed due to closure of the Zojila and Rohtang passes. The town of Drass is the second coldest place in the world. The rainfall is scanty and negligible, which contributes towards making the region a cold desert. The high mountain peaks ranging from 18000 ft to 26000 ft in the region are oriented in parallel ranges namely the Karakoram and the Zaskar ranges. The UT of Ladakh comprises of two districts namely Leh and Kargil. Ladakh is connected to mainland via 02 highways, NH03- Leh- Manali Highway, NH 1D- Leh-Srinagar highway. The total population of Ladakh as per 2011 census is 2,74,289. The major languages spoken by the people of Ladakh are Ladakhi/Boti, Balti, Purgi and Dardi/Sheena. The majority of the population of Ladakh are Scheduled Tribes viz Balti, Beda, Bot, Brokpa, Changpa, Garra, Mon and Purigpa.

### Industries and Commerce

15.76 The District Industries Centres(DIC), Leh and Kargil have been established with the aim of promoting Micro, Small and Medium

Enterprises, which contribute significantly to the economic growth of the region. They also aim to improve industrial infrastructure, promote skill development and provide financial support in the form of incentives to the prospective entrepreneurs. There are 4 Industrial Estates set up in Ladakh where 256 entrepreneurs have been allotted land.

### **Handicrafts and Handloom**

15.77 Handicrafts and Handloom constitute an important and significant part of the unorganized sector of the local economy. These sectors are mainly rural based. Department of Handicrafts and Handloom imparts elementary/ advanced training courses and skill up-gradation in different crafts of Ladakh viz: Wood Carving, Ladakhi Garment Making, Embroidery, Thangka Painting, Clay Moulding, Hand knitting, Carpet Weaving, Namda Making, Papu Shoe Making, Silver Filigree, Pottery etc.

### **MG-NREGA**

15.78 The department of Rural Development has issued 35300 job cards to the registered households during the financial year 2019-20. An expenditure to the tune of ₹ 6775.93 lakh has been incurred upto March-2020 and 19.03 lakhs person-days have been generated against a target of 20.50 lakhs person-days of which 11.54 lakh person-days are for women. As many as 4150 works of diverse nature have been completed, as on date.

### **Prime Minister Awaas Yojna (PMAY)**

15.79 Under PMAY (Gramin), ₹ 1533 lakh have been directly transferred to the accounts of beneficiaries through e-FMS as financial assistance and for ensuring residential security in safe and sustainable houses. Total 1223 nos. of

houses have been constructed against the target of 1278 houses. Under the PMAY (Urban) against the total demand of 2330 houses, 1777 houses were sanctioned and 342 houses have been constructed.

### **Swachh Bharat Mission**

15.80 Both the Districts of Ladakh have achieved "Open Defecation Free" status during the year 2016-17 and have also completed the target set under the Left Out Beneficiaries (LOBs) during the year 2019-20. The administration of UT is now focusing towards Solid & Liquid Waste Management and achieving ODF+ status. There are 7 SLWM Projects in Ladakh, as on date.

### **Education**

15.81 There are 1017 schools in the UT of Ladakh out of which 113 are private schools, and 56765 students are enrolled from Pre-primary to Higher Secondary level in these schools. 780 children with special needs have been enrolled in Schools. 1247 students have been enrolled for Vocational Education in Higher Secondary Schools. 38 schools are running Information and Communication Technology (ICT) programmes and 108 elementary schools have Computer Aided Learning (CAL) centers. The UT has six degree colleges, two Polytechnic Colleges and two Industrial Training Institutes. University of Ladakh is also established with the existing six (06) Degree colleges, three (03) each in Leh and Kargil districts, as its constituent colleges.

### **Food Civil Supplies & Consumer Affairs**

15.82 The Food Civil Supplies & Consumer Affairs department plays an important role in distribution of ration and other essential commodities like LPG, Kerosene Oil etc. The Department faces the challenges of ensuring sufficient ration stock and distribution of ration

in snow bound areas, especially during winter. The Department is taking pro-active measures for modernization of the Public Distribution System by installing Point of Sale Machines (POS) and Electronic Weighing Balance in all the Sale Centers.

### **Drinking Water**

15.83 The present demand of drinking water in Leh and Kargil towns is 9 MLD and 5.50 MLD respectively which is being supplied through piped water and tanker services. Under the 'Jal Jeevan Mission' various projects have to be taken up for improvement and augmentation of water resources. Every household is to be provided with tap water in adequate quantity and quality.

### **Employment**

15.84 During the year 2019, the Employment Department has provided career counseling to 1750 students in schools and registered 5699 job seekers. Prospective Entrepreneurs are also encouraged through institutional financial assistance in the form of subsidized loans and capacity building trainings.

### **Agriculture**

15.85 Research Institutes like DIHAR (Defense Institute of High Altitude Research), HMAARI (High Mountain Arid Agriculture Research Institute), KVK and CAZRI (Central Arid Zone Research Institute) play a pivotal role in providing training to farmers, introduction of new techniques, precision farming and green house cultivation.

15.86 To achieve the goal of organic farming in Ladakh the agriculture Department has initiated procurement and distribution of organic manure like Vermi-compost/ compost to the farming community. The vegetable production of Pea

Arkle variety as a cash crop has increased manifold, as a result.

### **Animal & Sheep Husbandry**

15.87 In Ladakh, the yearly production of wool is 293 MT while the world's finest Pashmina production is 51.8 MT, and Milk production is around 300 Lakhs Liters per year. Conservation and genetic up gradation of germplasm of Double Humped Camel, Zanskari Horse, Yaks and Pashmina are being carried out.

15.88 Various beneficiary oriented schemes like DEDS (Dairy Entrepreneurship Development Scheme), livestock Insurance are under implementation to increase the livelihood of livestock rearers and to make Ladakh self sufficient in milk and dairy products. PVCF and backyard poultry schemes are being implemented which provide protein sources through poultry and egg.

15.89 Ladakh is also credited for its maximum population of Yaks in India.

### **Civil Aviation**

15.90 The topography, area and climatic conditions of UT of Ladakh are very tough and unique, as it remains cut off from rest of the country for almost 6 months. Therefore, air connectivity throughout the year in Ladakh is a basic necessity for both tourists and local populace.

15.91 Ladakh presently has one major Airport at Leh. Due to huge influx of tourists and local visitors both in winter as well as in summer, a new terminal building is now being constructed which was inaugurated by Hon'ble Prime Minister on 3<sup>rd</sup> Feb 2019.

15.92 Kargil has one small Airport and presently the Indian Air Force operates AN-32

aircrafts for civilian passengers. Under Regional Connectivity Scheme (UDAAN), the Ministry of Civil Aviation, Govt. of India has approved the Airports of District Kargil and Thoise (Nubra Valley) for operation of civil aircrafts, which will further help the people of Kargil and Nubra.

### **Forests**

15.93 Ladakh region is devoid of natural trees apart from sparse juniper patches and seasonal herbs. Afforestation activities are taken up under community plantation, departmental plantation, Institutional plantation and silvopasture. Under these components, plantation of willow, Poplar, Robinia and Seabuckthorn is undertaken on community land and forest/ state land.

### **Health & Medical Services**

15.94 There are 02 District Hospitals, 03 Sub-District Hospitals and 43 Primary Health Centres in Ladakh. Under Pradhan Mantri Jan Arogya Yojna, 41,156 Golden Health Cards stand distributed to the eligible beneficiaries.

### **Power Development**

15.95 In order to provide round the clock Power supply throughout the year, 334 KM of 220 KV S/C Transmission line with GIS sub stations at Drass (50 MVA), Kargil (100 MVA), Khalsi (50 MVA) and Leh (100 MVA) was commissioned and inaugurated by the Hon'ble Prime Minister in February 2019.

### **Horticulture Development**

15.96 In Ladakh, fruit trees are grown over an estimated area of 3091.09 Hectares. Apricot, Apple, Pear and Walnut have been under cultivation since long. In recent years other fruits

like High Density Apple, Peach, Plum, Almond, Grapes, Strawberry are also being grown in Ladakh. The annual estimated fruits production of Ladakh is 20015.38 MT of fresh fruit and 247.06 MT of dry fruits with an annual estimated turnover of ₹8509 lakh.

15.97 To increase the area under orchard, 35,000 fruit plants have been procured and different improved varieties have been distributed to the beneficiaries.

15.98 Approval of ₹ 789.33 lakh for establishment of a Centre of Excellence for Seabuckthorn and temperate fruits in Ladakh at the Model Orchard cum Nursery, Nimoo has been accorded on 17.01.2019 by the Empowered Monitoring Committee of Ministry of Agriculture and Farmers Welfare and Cooperation, Govt. of India.

15.99 Solar Dryers cum Space Heating System are being installed in Leh and Kargil districts.

### **Tourism**

15.100 Major Tourist places in Ladakh are Drass Valley, Kargil Town, Suru Valley, Zaskar Valley, Nubra Valley, Leh Town, Aryan Valley, Changthang Area, High Altitude Lakes etc. During 2019, 2,79,937 tourists visited Ladakh out of which, 38,429 were foreigners.

15.101 Projects amounting to ₹ 3,585.08 lakhs are under execution under Swadesh Darshan through NBCC. Construction of Convention centres and Trans-Himalayan centres is also under execution.

15.102 Besides, winter sports related activities are also being organized in the region to promote tourism in the area.

\*\*\*\*\*



## Chapter-16

# REGISTRAR GENERAL AND CENSUS COMMISSIONER, INDIA

16.1 The Office of Registrar General & Census Commissioner, India (ORG&CCI) is an attached office of the Ministry of Home Affairs (MHA). The Headquarters is located at New Delhi with its regional Directorates located in all the States/Union Territories (UTs). A new office

building for ORGI Headquarters named Janaganana Bhawan is under construction. The Hon'ble Union Home Minister has laid the foundation stone of the office building of ORGI on 23.09.2019. The office is presently functioning from NDCC-II Building.



**Hon'ble Union Home Minister, Shri Amit Shah laying the foundation stone of Janaganana Bhawan at 2A, Man Singh Road, New Delhi**

(Source: ORGI)

16.2 The office of RGI is primarily responsible for the following activities:

(a) **Housing & Population Census:** The Census Commissioner, India is the

statutory authority vested with the responsibility of conducting the Housing & Population Census in India under the Census Act, 1948 and Rules framed thereunder. Planning, coordination and supervision of the field activities; data processing; tabulation, compilation and dissemination of Census results are the responsibilities of the ORG&CCI.

- (b) **Civil Registration System (CRS):** The Census Commissioner, India is also designated as Registrar General, India under the Registration of Births & Deaths Act, 1969, which provides for the compulsory registration of births and deaths. In this role, he coordinates the functioning of the civil registration and vital statistics system in the country through all States and UTs.
- (c) **Sample Registration System (SRS):** Implementation of Sample Registration System, wherein large scale sample survey of vital events is conducted on a half-yearly basis, is also the responsibility of the ORG&CCI. SRS is an important source of vital rates like Birth Rate, Death Rate, Infant Mortality Rate (IMR) and Maternal Mortality Rate (MMRt) at the State-level in the country.
- (d) **National Population Register (NPR):** In pursuance to provisions contained in Citizenship (Amendment) Act, 2003, the National Population Register is prepared by collecting information relating to all persons who are usually residing in the country.
- (e) **Mother Tongue Survey:** The project surveys the mother tongues, which are

returned consistently across two and more Census decades. The research programme documents the linguistic features of the selected mother tongues.

- (f) The Internal Finance Unit (IFU) known as "Finance Section" of ORG&CCI has been created to examine the financial proposals of ORGI and the Directorates of Census Operations (DCOs) located in all States/UTs across the country. This is functioning under IFA appointed by the Finance Division of MHA, under strict observance of the terms and conditions, as stipulated in MHA.

### Population Census

16.3 India has a long tradition of having regular decennial Population Censuses since 1872. Last Population Census was conducted in 2011. The next decennial Census is to be conducted in 2021. This will be the 16<sup>th</sup> Census in the continuous series from 1872 and 8<sup>th</sup> Census since independence. The intention of conducting Census during the year 2021 has already been notified in the Gazette of India in March, 2019. The reference date for the Census 2021 shall, except for the snow bound non-synchronous areas of Jammu & Kashmir (J&K), Ladakh, Himachal Pradesh and Uttarakhand, be 00.00 hours of the first day of March, 2021. For the snow bound non-synchronous areas of J&K, Ladakh, Himachal Pradesh and Uttarakhand, the reference date shall be 00.00 hours of the first day of October, 2020.

16.4 Population Census is the largest administrative exercise in the country. Like the previous Censuses, the Census 2021 shall be conducted in two phases, viz., (a) Houselisting & Housing Census during April-September, 2020

and (b) Population Enumeration during 9<sup>th</sup> to 28<sup>th</sup> February, 2021 followed by a Revision Round from 1<sup>st</sup> to 5<sup>th</sup> March, 2021. The Houselisting & Housing Census, besides providing an unambiguous frame for the 2<sup>nd</sup> phase of Population Enumeration, would provide very useful data on housing conditions, amenities available to the households and assets possessed by them. In the second phase, data are collected on various demographic, socio-cultural, economic parameters along with migration and fertility characteristics of individuals.

16.5 Timely processing of voluminous data collected at each Census, generating results for the country for use in planning of various socio-economic programmes has always been a challenge. Speedy processing and compilation of Census data has necessitated adopting the latest available IT systems/technology at each Census in the past. Though the data collection from the field across the Censuses was hundred percent, its level of digitization varied from 5% to 45% for some parameters till 1991. After the advent of sophisticated IT tools like Optical Mark Reader (OMR)/Optical Character Recognition (OCR)/Intelligent Character Recognition (ICR) etc., nearly 100% data was captured through these IT tools for the first time during Census 2001 and the same was continued for the Census 2011.

16.6 The conduct of decennial Population Census in India being a gigantic task, various preparatory works for the Census 2021 are being taken up well in advance. Some of the important activities undertaken during the current year are:

- (a) Jurisdictional changes made after Census 2011 have been compiled in consultation with the concerned departments in States/UTs so as to finalize the list of

Administrative units for both rural and urban areas for Census 2021;

- (b) The deliberations with the concerned Ministries and Departments of the Government of India (GoI) have been made for reviewing the earlier Census questionnaires and finalize the same for the Census, 2021;
- (c) Mobile Apps developed in-house for collection of data through Smart phones;
- (d) The Census Management & Monitoring System (CMMS) Portal developed for monitoring and management of various census related activities;
- (e) In order to avoid the descriptive responses for the Census Questions on (i) Relationship to head, (ii) Scheduled Caste (SC)/Scheduled Tribe (ST), (iii) Mother tongue and Other languages known, (iv) Occupation, (v) Nature of industry, trade or service, and (vi) Birth place/Place of last residence, a 'Code Directory' has been prepared so that the enumerators can codify data in the field and the data can be processed and released in a shorter time;
- (f) A Technical Advisory Committee (TAC) was constituted, comprising experts on the subject, demographers, representatives from concerned Government Departments etc. under the Chairmanship of the Registrar General & Census Commissioner, India to advise on various issues in connection with Census 2021. The TAC and its Sub-Committees formed on 'Development of Census Questionnaires' and on 'Use of Technology for Census 2021' have met at several occasions to deliberate and finalize the

- technology and questionnaires for the Census 2021;
- (g) A Data User Conference was organized on 9<sup>th</sup>-10<sup>th</sup> April, 2019, with main agenda for intensive deliberations on methodology to be adopted, proposed questionnaires and the tabulations for the ensuing Census 2021. The representatives from various Central Ministries, State Governments, Universities, reputed Institutes, international agencies, Non-Governmental Organisations (NGOs), data users and other stakeholders attended the Conference. Based on the suggestions and feedback received, from the Ministries and the members of the TAC/Sub-Committees of TAC during the Data Users Conference, draft Census questionnaires for the Census 2021 were developed.
- (h) A notification vide S.O. No. 2221 (E) dated 25<sup>th</sup> June, 2019 was published on 28.6.2019 in the Gazette of India for conducting the pre-test of Census of India, 2021. The pre-test has been conducted during the notified period i.e. 12.08.2019 to 30.09.2019, in more than 5,000 selected enumeration blocks covering about 30 lakh population in all the States/UTs. The pre-test being the full-dress rehearsal of the main Census, the in-house developed Mobile apps, CMMS Portal, Methodology and Census questionnaires proposed for Census 2021 were tested during the exercise. The results of the pre-test were very encouraging as about 95% of enumerators submitted digital data. The CMMS portal also facilitated to manage various activities during the pre-test and monitor the field activities on a real time basis.
- 16.7 Subsequently, TAC met on 30.09.2019 to discuss issues related to Mobile Apps, CMMS portal, pre-test results, Methodology & Census questionnaires and finalized the Census questionnaires and methodology.
- 16.8 Based on the experiences gained during the pre-test exercise, the following new initiatives are being adopted for the next Census to facilitate quick release of Census data:
- (a) Mix-mode approach for data collection: The data collection in the forthcoming Census is planned to be done in a mix-mode manner. An enumerator can collect and submit data directly through Mobile App, using her/his smart phone or she/he can use paper schedule to collect data and submit the same through Mobile App. Alternatively, the enumerator can also use paper schedule only to collect and submit the data. In addition to this, it is planned to have online option for self-enumeration during 2<sup>nd</sup> phase (Population Enumeration) for the households, who would provide their mobile number during first phase of Houselisting & Housing Census;
  - (b) Enumerators to be incentivized to use their own smart phone for collection of data;
  - (c) The CMMS portal is planned to be used for monitoring and management of various Census activities like appointment of Census functionaries including Enumerators and Supervisors and allocation of work, organization of



training for Census officials, progress of work in the field by each enumerator on a real time basis, auto-generation of some Census Records/Abstracts, processing for payment of training allowances /honorarium to Census functionaries etc.;

- (d) A Code Directory to be used by the enumerators in the field to codify descriptive responses pertaining to some questions which can cut-short the time lag for release of Census 2021 data;
- (e) There shall be online transfer of all types of payment to the Bank Accounts of respective Census functionaries through Public Financial Management System (PFMS) under Direct Benefit Transfer (DBT);
- (f) Census-as-a-service (CaaS) will deliver on-demand data to Ministries in a clean, machine-readable and actionable format besides providing data to the general public in freely downloadable form website and Application Program Interface (API) for query-based data retrieval.

16.9 The Union Cabinet has approved the expenditure of ₹ 8754.23 crore for the exercise of Census of India 2021.

### **Census Mapping Using Geographic Information System (GIS)**

16.10 The mapping activities are categorized into a) Pre-Census mapping and b) Post-Census mapping. The Pre-Census mapping activities include the preparation and updation of maps showing administrative units of the States/UTs, Districts, Sub-districts, Villages, Towns and Wards within Towns to ensure proper coverage

of the entire geographical area of the country. The Post-Census mapping activities include the preparation of administrative and thematic maps based on Census data for proper data dissemination and for bringing out various publications.

16.11 The Map resources include the administrative maps at all levels which are of immense use in governance activities. It is planned to use geo-referenced maps in the forthcoming Census 2021. Accordingly, a seamless village level geo-referenced database for the entire country has been prepared. For this exercise, maps generated by Survey of India are used as base. This geo-referenced administrative database will be utilized in future for all other mapping endeavors.

16.12 On having completed the geo-referencing of administrative database of 2011 up to Sub-districts showing villages, the following mapping projects/activities are presently going on:

- (a) Checking of the digital database is being done at some of the Directorates in States/UTs.
- (b) For maintaining synchronous State boundaries and uniformity of database across the country, sub-district level maps showing village boundaries of (2011) are being prepared by the States/UTs for Census-2021 and quality checking for this exercise is in progress.
- (c) The updating of Jurisdictional changes that occurred after Census 2011 is being carried out on geo-referenced database at topmost priority for up to date coverage of administrative setup for Census 2021.

- (d) e-book creation of Census Atlas 2011 is in progress.
- (e) Language database of Census 2011 released recently is being analyzed for preparing Language Atlas.

16.13 Geo-spatial technology using GIS tools is being used extensively to enhance the quality of Census mapping, quick retrieval, analysis and representation of various parameters spatially and to avoid any duplication or omission of information during Census 2021.

### **Mother Tongue Survey of India (MTSI)**

16.14 Mother Tongue Survey of India (MTSI) is a plan scheme of the 12<sup>th</sup> Five Year Plan period (2012-2017). This project is successfully completed with field videography of 576 Mother Tongues. Some spillover items are being carried out.

16.15 In order to preserve and analyse the original flavour of each indigenous Mother Tongue, it has been planned to set up a web-archive at the National Informatics Centre (NIC). For this purpose, proper editing in arranging the linguistic data by the in-house linguists is under process.

- (a) Linguistic Survey of India (LSI)

Linguistic Survey of India (LSI) is a regular research activity in ORG&CCI since the 6<sup>th</sup> Five Year Plan. In continuation to earlier publications under this project, the Volume on LSI-Bihar & Jharkhand is nearing completion.

- (b) Miscellaneous

Meetings held with Professor (Dr.) Chaithra Puttaswamy, IIT Kanpur, experts in C-DAC, Kolkata and Professors from Indian Institute of Technology (IIT),

Guwahati and Central Institute of Indian Languages (CIIL), Mysore to:

- (i) Make available the vast reserve of linguistic information in public domain.
- (ii) Make arrangements for proper archival, retrieval and maintenance of audio-visual language/mother tongue data.
- (iii) Apply in computational linguistic areas like Artificial Intelligence in processing of data.
- (iv) Apply a suitable speech-to-text conversion system for processing the data at an advanced level.
- (v) Gather knowledge about setting up a Speech Laboratory in the Language Division.

### **Documentation and Preservation of MTSI Data**

16.16 It is pertinent to mention here that the organisation such as NIC and National Film Development Corporation (NFDC) are rendering their exemplary services in documenting and preserving the linguistic data of surveyed Mother Tongues in audio-video files. Video-graphed speech data of Mother Tongues stand uploaded in the Main NIC Server for archiving purpose.

### **Data Dissemination**

16.17 The most important step after the enumeration exercise and data processing is the dissemination of the results for its use by Government Departments, Universities, Institutes of repute, scholars, students and other data users. With this objective, the ORG&CCI is

implementing an elaborate data dissemination plan to keep the data users informed about the utility and releases of different datasets from Census, like population, SCs & STs, literates, workers & non-workers, slum data, age data and data on housing and household amenities & assets.

16.18 The datasets are released at the Census of India website at <http://www.censusindia.gov.in> for free download. These are also made available on Compact Discs (CDs) and in some cases, as printed volumes.

16.19 Another major innovative step taken by ORG&CCI is to set up workstations for Research on Sample Micro-Data from Census. The ORG&CCI intends to allow researchers from Universities/Institutes to access sample micro-data from Census 2001 and Census 2011 for research purposes. To meet this objective, Census Workstations have been set up in 18 different Universities/Institutes across the country, the one established at Pt. Ravishankar Shukla University, Raipur being the last in this series which was inaugurated on 19.06.2019.

16.20 The Workstations are fully equipped with all the facilities for research on sample Micro Data from Census. They are fully air-conditioned and have the network of computer terminals for accessing the data. All published Tables from 1991 to 2011 Censuses in soft copy format, sample micro-data (1% at National level & 5% at State/UT/District level) on House listing for 2001 and 2011 Censuses and on Population Enumeration (limited parameters) for Census 2011 have been made available in the workstations. An official from the University/Institute is posted at the respective Workstation to provide access to the data available at the Workstation to the researchers after they get the

approval of the Steering Group for conducting their research work. The researcher is permitted to use the Statistical Package for the Social Sciences (SPSS) and Statistical Data Analysis (STATA) software available for tabulation. The Workstations also have high speed duplex colour laser printer for printing the approved outputs.

16.21 The ORG&CCI has taken another major initiative in digitising and archiving all old Census reports published since 1872 for use of posterity. More than 26 lakh pages of these old Census reports have been scanned and uploaded at Census website for free download and also made available for access at Census Directorates and Workstations in Universities/Institutes across India.

16.22 The ORGI and Directorates of Census Operations (DCOs) have participated in 11 State level book fairs namely, NBT Ajmer Book Fair, NBT Dharmshala Book Fair, Delhi Book Fair, NSS Government Achievements & Expo, Delhi, Kochi International Book Fair, Kalinga Book Fair, Bhubaneswar Book Fair, Ujjain Book Fair, Patna Book Fair, Udaipur Book Fair and Pune Book Fair organized by different agencies.

### **International Cooperation**

16.23 The decennial Census Operations in India have been carried out regularly since 1872. The expertise accumulated as such in conducting Census successfully in such a big and diverse country has helped in sharing our experiences with other countries and various international organizations, namely, Sinfonica, United Nations Economic and Social Commission for Asia and the Pacific (UNESCAP) and the United National's Children's Fund (UNICEF) and other UN agencies etc. During 2019-20, mentioned below are some of the important events portraying International Cooperation between

ORG & CCI and other countries / UN organizations:

- (a) A training Programme for Statisticians organized by Sinfonica, Tokyo, Japan during September 2-21, 2019 was attended by Smt. V.A. Warade, Joint Director from this office. The participation was funded by Sinfonica.
- (b) 5<sup>th</sup> Meeting of Regional Steering Group (RSG) for CRVS organized by the UNESCAP at Bangkok, Thailand during September 17-19, 2019 was attended by Shri Janardan Yadav, Additional Registrar General and Smt. Renu Shekhawat, Sr. Research Officer from this office. The expenses towards the participation of the officers for this meeting were borne by the GoI and UNESCAP.
- (c) Meeting of the Civil Registration of South Asia (CR8) organised by UNESCAP and the UNICEF Regional Office for South Asia (UNICEF-ROSA) at Kurumba Resort at Maldives during November 26-28, 2019 wherein Dr. Vivek Joshi, Additional Secretary & RG&CCI and Smt. Sandhya Singh, Deputy Registrar

General (CRS) participated. The expenses towards the participation of the officers for this meeting were borne by the GoI and UNESCAP.

### Internal Training

16.24 In April 2018, the office of RGI published the ORGI's Training Policy. Accordingly, the Training Division is arranging induction/promotional/ in-service/specialized training to personnel posted at ORGI as well as in various Directorates of Census Operations.

16.25 This office is intended to strengthen the in-house capacity of the officials by arranging necessary training(s) to them. With this intention, an intensive Training Needs Assessment (TNA) was conducted electronically. The requirement of in-service training on Administration & Establishment and the Statistical/Demographic Tools & Techniques, depending on their assigned work and field of functioning were identified through the TNA.

16.26 The following courses have been conducted in 2019 (April-December), wherein 136 officers/officials have been trained in basic as well as in-service course(s). The details of these batches are as under:

| S.No. | Course                                   | Level of Participants              | Duration   |            | No. of Participants |
|-------|--|------------------------------------|------------|------------|---------------------|
|       |  |                                    | from       | to         |                     |
| 1.    | Mandatory promotional training (3 weeks) | S. I. Gr. I (Group B Gazetted)     | 26.08.2019 | 13.09.2019 | 29                  |
|       |  |                                    | 11.11.2019 | 29.11.2019 | 35                  |
|       |  |                                    | 09.12.2019 | 27.12.2019 | 52                  |
| 2.    | Induction Training (4 weeks)             | Geographers (Group B Non-Gazetted) | 01.07.2019 | 26.07.2019 | 20                  |



## Trainings on Census 2021

16.27 The Census of India 2021, like the previous Censuses, will be held in two phases namely, Houselisting & Housing Census along with updation of the National Population Register (in 2020) and Population Enumeration (in 2021). A Pre-Test for testing Schedules, Methodology and Process is recently concluded. Elaborate arrangement of training for Census functionaries have been made. At the apex level, there will be 100 National Trainers, for whom trainings have been organized at National Statistical Systems Training Academy (NSSTA), Greater NOIDA and Institute of Secretariat Training and Management (ISTM), Delhi. They have been trained on both Census and Trainer Development Skills (TDS), enabling them to impart training to the next level, i.e. Master Trainers. About 1,900 Master Trainers are deployed for Census 2021 and they are being trained for the first Phase of Census at 20 different State Administrative Training Institutes

(ATIs) across the country in the months of November-December, 2019. They are also being trained both on Census and TDS so as to facilitate them to properly train the next level of trainers down the line i.e. Field Trainers (FTs). About 43,500 Field Trainers will be developed for providing training to the last and the ground level field functionaries i.e. Enumerators and Supervisors. The training on the first phase of Census for these FTs, who are generally lecturers in colleges and teachers in senior secondary schools will be held at the district level in the months of February-March, 2020. On being fully trained on Census and TDS, the FTs, in turn, will train about 30 lakh Enumerators and Supervisors during March-June, 2020 at the sub-district levels.

16.28 The following courses have been conducted for carrying out Census 2021, wherein officers/officials of ORGI and State Governments have been trained on Census methodologies and TDS course. The details of these batches are as under:

| Sl. No | Course   | Level of Participants            | Duration   |            | No. of Participants     |
|--------|--|----------------------------------|------------|------------|-------------------------|
|        |  |                                  | from       | to         |                         |
| 1.     | Training of National Trainers on Census Methodologies              | Group A officers                 | 13.05.2019 | 17.05.2019 | 98                      |
|        |  |                                  | 14.10.2019 | 18.10.2019 |                         |
|        |  |                                  | 21.10.2019 | 25.10.2019 |                         |
| 2.     | Training of National Trainers on Training Development Skills (TDS) | Group A officers                 | 07.05.2019 | 11.05.2019 | 98                      |
|        |  |                                  | 21.10.2019 | 25.10.2019 |                         |
|        |  |                                  | 28.10.2019 | 01.11.2019 |                         |
| 3.     | Training of Master Trainers on Census Methodologies & TDS          | Group B & C officers of the ORGI | 03.06.2019 | 18.06.2019 | 177<br>(in six batches) |

|    |   |                                   |            |            |                               |
|----|---|-----------------------------------|------------|------------|-------------------------------|
| 4. | Training of Census Enumerators and Supervisors            | State Government Primary Teachers | 06.08.2019 | 09.08.2019 | 6,800<br>(approx.200 batches) |
| 5. | Training of Master Trainers on Census Methodologies & TDS | State Government Officers         | 18.11.2019 | 31.12.2019 | 1,610<br>(in sixty batches)   |

## Population Projection Report

16.29 Population projection is a scientific attempt to peep into the future population scenario under certain assumptions using available data at a particular point of time. The assumptions made, with probability of their coming out to be true, form a critical input in this mathematical effort. Predicting the future course of human fertility and mortality is not an easy task, especially while looking ahead as time, as it is bound to be influenced by medical and health intervention strategies, food production and its equitable distribution, climatic condition, socio-cultural setting, politico-economic conditions and a host of other factors affecting the population dynamics. In order to provide population projections which can be used by the National Commission on Population, NITI Aayog and different other stakeholders, a Technical Group on Population Projections (TGPP) has been constituted under the Chairmanship of Registrar General & Census Commissioner, India, ORGI for preparing the Population Projections for India and its States for the period 2011-2036. Accordingly, TGPP Report for India and States, 2011-36 has been prepared.

16.30 While preparing the above report, ORGI adopted the Component Method which is a universally accepted method of making population projections because growth of

population is determined by fertility, mortality and migration rates. For twenty-one States and one UT, Component Method has been applied. These are Andhra Pradesh, Assam, Bihar, Chhattisgarh, NCT of Delhi, Gujarat, Haryana, Himachal Pradesh, J&K (UT), Jharkhand, Karnataka, Kerala, Madhya Pradesh, Maharashtra, Odisha, Punjab, Rajasthan, Tamil Nadu, Telangana, Uttarakhand, Uttar Pradesh and West Bengal. The projection of the seven north-eastern (NE) States (excluding Assam) has also been carried out as a whole using the Cohort Component Method. Based on the residual of the projected population of J&K (State) and J&K (UT), for which Cohort Component Method has been applied, projection of the Ladakh UT has been made. For the remaining State i.e. Goa and all UTs, Mathematical Method has been applied. The data used are of the Census of India 2011 and Sample Registration System (SRS). SRS provides time series data of fertility and mortality, which has been used for predicting their future levels.

## VITAL STATISTICS

### Civil Registration System (CRS)

### Implementation of the Registration of Births and Deaths (RBD) Act, 1969

16.31 The registration of births and deaths in

the country is done by the functionaries appointed by the State Governments under the RBD Act, 1969. The Registrar General, India coordinates and unifies the registration activities across the country while the Chief Registrars of Births and Deaths are the chief executive authorities in their respective States for executing the provisions of this Act and the rules and orders framed there under. In pursuance to Section 3 (3) of the RBD Act, RGI issues general directions/guidelines to the States on registration of births and deaths for effective implementation of the provisions contained in the RBD Act, 1969.

16.32 The proportion of total registered births and deaths has witnessed a steady increase over the years. The registration level of births for the country has increased to 84.9% in 2017 from 76.4% in 2008. On the other hand, registration level of deaths has increased from 66.4% in 2008 to 79.6% in 2017.

16.33 The level of total registration of deaths is lower than that of births in most of the States/UTs except that in Goa, Gujarat, Haryana, Kerala, Odisha, Punjab, Rajasthan, Sikkim, Tamil Nadu and in the UTs of Andaman & Nicobar Islands, Dadra & Nagar Haveli and Daman & Diu. Lower levels of death registration may

partly be attributed to non-reporting of domiciliary deaths and deaths of females and infants.

### Registration of Birth & Death within the Prescribed Time Limit

16.34 The registered births and deaths have been classified in four categories depending upon the period of registration. The four time periods considered for the purpose are: i) within prescribed time limit i.e. up to 21 days, ii) after 21 days but within 30 days, iii) after 30 days but within 1 year and iv) after 1 year of occurrence of event. Data for Registration within the prescribed time period of 21 days have been provided by 28 States/UTs for Births and 29 for Deaths during the year 2017. Bihar and Jharkhand have not provided data on time gap of birth and death. While Haryana has not provided time gap of Death data and not provided Birth Registration completed in prescribed limit separately. Further, Maharashtra, Uttar Pradesh, Sikkim, Manipur and Kerala have provided partial data for Birth due to availability of only partial data and hence, not considered while consolidating the data.

16.35 On the basis of data received from the States/ UTs, the percentage of registration achieved out of total registration undertaken in 2017 within prescribed time limit is as under:

#### Statement: Registration Completed within Prescribed Time Limit (21 days)

| Level (in %)  | Name of the States/UTs  |  |
|---------------|---|--|
|               | Birth   | Death  |
| More than 90% | Lakshadweep, Puducherry, Chandigarh, Gujarat, Dadra & Nagar Haveli, Mizoram, Punjab, Himachal Pradesh, Andaman & Nicobar Islands, Daman & Diu, Odisha, Goa, Tamil Nadu (13) | Lakshadweep, Chandigarh, Mizoram, Goa, Delhi, Puducherry, Gujarat, Punjab, Himachal Pradesh, Dadra & Nagar Haveli (10) |

|  |   |  |
|--|---|--|
| <b>More than 80% but less than or equal to 90%</b> | Madhya Pradesh, Andhra Pradesh, Delhi , Rajasthan (4)   | Andhra Pradesh, Odisha, Daman & Diu, Andaman & Nicobar Islands, Tamil Nadu, Madhya Pradesh, Telangana, Meghalaya (8) |
| <b>More than 50% but less than or equal to 80%</b> | Jammu & Kashmir, West Bengal, Tripura, Telangana, Karnataka, Assam, Chhattisgarh, Meghalaya (8) | Jammu & Kashmir, Chhattisgarh, West Bengal, Tripura, Karnataka, Rajasthan, Kerala, Assam, Uttarakhand (9)            |
| <b>Less than or equal to 50%</b>                   | Uttarakhand, Nagaland, Arunachal Pradesh (3)  | Nagaland, Arunachal Pradesh (2)  |

16.36 The above Statement shows that 13 States/UTs have achieved more than 90% registration of births within the prescribed time limit of 21 days. Further, 4 States/UTs are in the category of more than 80 to less than or equal to 90 percent, 8 States are in the category of more than 50 to less than or equal to 80 percent and remaining 3 States are under the category of less than or equal to 50 percent in completing the birth registration within time limit of 21 days.

16.37 In respect of death registration, the above Statement shows that 10 States/UTs have achieved more than 90% registration of death within the prescribed time limit of 21 days. 8 States/UTs are in the category of more than 80 to less than or equal to 90 percent, 9 States are in the category of more than 50 to less than or equal to 80 percent and remaining 2 States are under the category of less than or equal to 50 percent in death registration within prescribed time limit of 21 days.

16.38 In order to increase the capturing of registration of births and deaths so as to achieve universal registration of births and deaths, this office has decided to monitor the registration levels on a monthly basis and to calculate some of the vital rates through CRS data in all States and UTs, both at district and State level beginning the 2018. The vital rates generated through CRS are

exact and real data certified by registering authority. The Chief Registrar is required to ensure that month-wise data is compiled by the District Registrar for each District in his State and a copy of the same is also sent to the Directorate of Census Operations (DCO). The DCO and the office of Chief Registrar of births and deaths of all States/UTs submit the monthly report on registered births and deaths to the Office of Registrar General, India (ORGI).

16.39 Integrated IT application/portal is required for consolidation of District-wise and State-wise national level data for generation of Vital Statistics and accordingly CRS is being revamped to enable real time reporting, monitoring and consolidation.

### **Revamping of Civil Registration System (CRS) in India**

16.40 The CRS system is facing challenges in terms of timeliness, efficiency and uniformity leading to delayed and under coverage of Birth and Death in the country. To address the challenges faced by the system in providing prompt service delivery to the public, GoI has decided to introduce transformational changes in the Civil Registration System of the country through an IT enabled backbone leading to registration of Birth and Death in real time basis with minimum human interface. The changes



would be in terms of automating the process delivery points so that the service delivery is time bound, uniform and free from discretion. The changes would be sustainable, scalable and independent of the location. The project would be modular in nature consisting of conceptualizing the transformation roadmap, development of IT application along with its implementation, capacity building and maintenance.

### **Medical Certification of Cause of Death (MCCD)**

16.41 The scheme of Medical Certification of Cause of Death (MCCD) under the RBD Act, 1969 provides data on causes of Death, a prerequisite to monitoring health trends of the population. Data received in prescribed forms are tabulated as per the National List of Causes of Death based on Tenth Revision of International Classification of Disease (ICD-10). The MCCD 2017 report stands published on the official website and the data for the MCCD 2018 report is under collection.

16.42 As per the Annual Report on “Medical Certification of Cause of Death” for the year 2017, out of the total registered deaths of 64,26,595 in 35 States/UTs, a total of 14,11,060 deaths (8,73,368 Males and 5,37,692 Females) have been reported to be medically certified.

16.43 The coverage of MCCD is presently limited to selected hospitals/Government hospitals in urban as well as rural areas. Steps are being taken by the States to expand the scope of MCCD to all the medical institutions.

### **Sample Registration System (SRS)**

16.44 The Sample Registration System (SRS) is a large-scale demographic survey for providing reliable estimates of birth rate, death rate and other fertility and mortality indicators at the

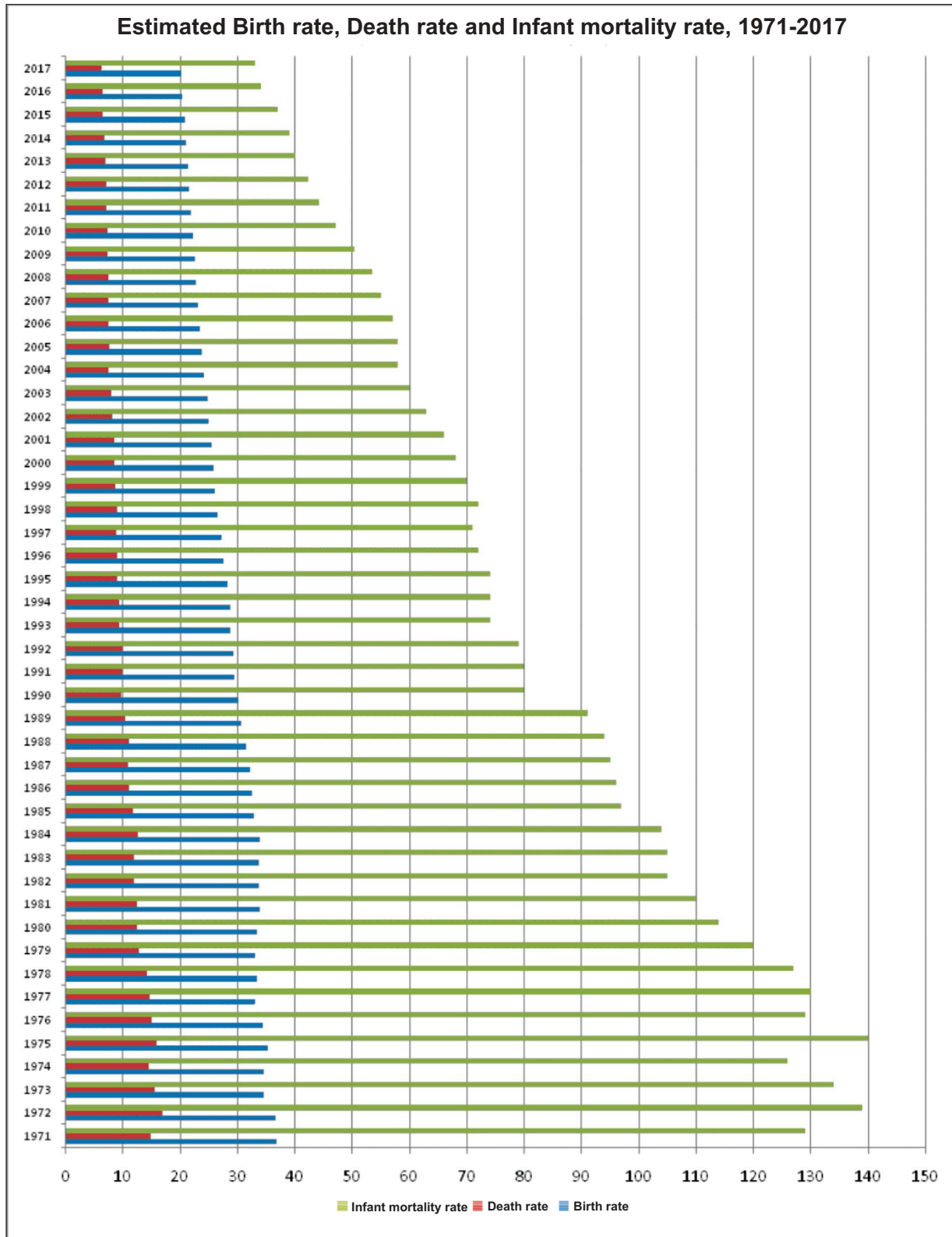
national and sub-national levels. The SRS is a dual record system that consists of continuous enumeration of births and deaths by resident part time enumerators and an independent retrospective half yearly survey by supervisors. The unmatched data for these sources are re-verified in the field. The survey was initiated by the ORG&CCI on a pilot basis in a few selected States in 1964-65; it became fully operational in 1969-70 covering about 3,700 sample units. With a view to monitoring the changes in vital rates, the SRS sampling frame is revised every ten years, apart from efforts for enhancing its scope and rationalizing the system. The instant SRS sample has 8,850 units (4,961 rural and 3,889 urban) spread across all States/UTs, which is based on the 2011 census and is effective from 01.01.2014. Based on the data collected, the SRS bulletin, SRS Statistical Report and SRS Based Abridged Life Tables are brought out annually.

16.45 The SRS Bulletin-2017, containing estimates of birth rate, death rate, and IMR for the year 2017 has been released for all States/UTs, for rural and urban areas separately, which are given at the Annexure-XV. Salient findings at national level for the year 2017 are as under:

- (i) Crude Birth Rate (CBR) is 20.2 per 1000 population for all-India, with 21.8 for rural areas and 16.8 for urban areas. Among bigger States, CBR is the lowest (14.2) in Kerala and the highest (26.4) in Bihar.
- (ii) Crude Death Rate (CDR) is 6.3 per 1000 population for all-India, with 6.9 for rural areas and 5.3 for urban areas. Among the bigger States, Delhi has recorded the lowest (3.7) and Chhattisgarh the highest (7.5).
- (iii) Infant (< one year) Mortality Rate (IMR) is 33 per 1000 live births for all- India, 37 for rural areas and 23 for urban areas. Among

the bigger States, Kerala has recorded the lowest (10) and Madhya Pradesh has recorded the highest (47) IMR value.

16.46 The following graph depicts the estimated Birth rate, Death rate and Infant Mortality rate of India from 1971 to 2017.



16.47 In addition to the above, the SRS Statistical Report – 2017 containing *inter-alia*, estimates of various other Fertility and Mortality indicators like Under-Five Mortality Rate (U5MR), Sex Ratio at Birth, Total Fertility Rate has been released. Salient findings at national level for the year 2017 are as under:

- In 2017, U5MR for the country has shown a decline of 2 points over 2016 (37 in 2017 against 39 in 2016).
- Sex Ratio at Birth for the country has been estimated at 896 in 2015-17 as against 898 in 2014-16.
- Total Fertility Rate (TFR) for the country has come down to 2.2 in 2017 after being stable at 2.3 for the last four years from 2013 to 2016. During 2017, Bihar has reported the highest TFR (3.2) while Delhi has reported the lowest TFR (1.5). It is note worthy that the replacement level TFR, viz. 2.1, has been attained by 13 number of States/UTs viz. Delhi (1.5), West Bengal (1.6), Tamil Nadu (1.6), Andhra Pradesh (1.6), Jammu & Kashmir (1.6), Punjab (1.6), Himachal Pradesh (1.6), Telangana (1.7), Maharashtra (1.7), Kerala (1.7), Karnataka (1.7), Uttarakhand (1.9) and Odisha (1.9). On an average a rural woman (having a TFR of 2.5) at the National level has about one child more than an urban woman (having a TFR of 1.7).

16.48 The Special Bulletin on Maternal Mortality in India for 2015-17 under Sample Registration System (SRS) has been released. The Maternal Mortality Ratio of India has declined from 130 in 2014-2016 to 122 in 2015-17.

16.49 The SRS based Abridged Life Tables for

2013-17 have also been released. The expectancy of life at birth by sex and residence for India and bigger States for this period is given at the Annexure-XVI. The life expectancy at birth at national level is 69.0 years, an increase of 19.3 years during the last four decades. The expectancy at birth for males is 67.8 years whereas for females is 70.4 years. Among bigger States, the life expectancy is reported the highest in Kerala (75.2 years) and the lowest in Uttar Pradesh (65.0 years). The life expectancy at birth in rural areas is 67.7 years, being 66.4 years for males and 69.0 years for females. The life expectancy in urban areas is 72.4 years, being 71.2 years for males and 73.7 years for females.

### **National Population Register (NPR)**

16.50 The Government prepared a National Population Register (NPR) of all the 'usual residents' in the country in 2010 by collecting specific information of each resident. The NPR is prepared under various provisions of the Citizenship Rules, 2003, framed under the Citizenship Act, 1955. In 2015, a few fields such as Name, Gender, Date and Place of Birth, Place of Residence and Father's and Mother's name were updated and Aadhaar, Mobile and Ration Card Numbers were collected. To incorporate the changes due to birth, death and migration, there is a need to update it again. Accordingly, the Government has decided to update the NPR database along with House listing Phase of Census 2021 during April to September, 2020 as per convenience of the State/UT Governments. There will be three pronged approach for updating the NPR database, i.e. (i) Self updating wherein it is proposed to allow residents to update their own data fields after following some authenticative protocols in a web portal, (ii) Updating of NPR data in paper

format and (iii) Mobile mode. The notification for updation of NPR Database has been published in the Gazette of India on 31.07.2019. A pre-test on NPR updation has been undertaken in the selected areas of the States/UTs except Assam alongwith the pre-test of Census. The demographic and other particulars of each family and individual are to be collected/updated during the updation exercise of NPR. No documents or biometrics would be collected during updation of NPR in 2020.

16.51 The Union Cabinet has approved the expenditure of ₹ 3941.35 crore for updation of NPR.

### **Updation of National Register of Citizens (NRC) in Assam**

16.52 The NRC in the State of Assam is being updated as per the provisions of the Citizenship Act, 1955 and the provisions contained in the Schedule framed under Rule 4A (4) of the Citizenship (Registration of Citizens and Issue of National Identity Cards) Rules, 2003. The entire exercise of NRC Assam is being conducted as per the directions issued by Hon'ble Supreme Court from time to time.

16.53 The objective of the Scheme is to update the NRC 1951 in the State of Assam containing the names of persons whose names appear in any of the electoral rolls upto the midnight of 24.03.1971 or National Register of Citizens, 1951 and their descendants.

16.54 The Government of India, which is funding the NRC project, has approved the scheme of updation of National Register of Citizens (NRC), 1951 in the State of Assam. The approved cost of NRC updation in Assam is ₹ 1602.66 crore and ₹ 1388.13 crore has been released upto 2019-2020 for the purpose.

16.55 The stages of updation of NRC, 1951 in Assam are publication of Legacy data i.e. Electoral Rolls upto 1971 and NRC 1951, Application Form received from all residents, field verification by Verification Teams and office verification of documents appended by the residents along with their application forms, computerization of all the records and preparation of a citizenship register in Assam, draft publication of updated NRC, inviting claims and objections and disposal thereof by various levels of functionaries and publication of final NRC.

16.56 Total of 2,89,83,677 persons were found eligible for inclusion in the Complete Draft NRC published on 30th July, 2018. After publication of the draft NRC, the Citizenship Rules, 2003 prescribe inviting claims and objections and any person whose name is not included in the draft NRC can file a claim for inclusion of his/her name. Similarly, any person can file an objection against any alleged wrong inclusion. The process of receipt of claims and objections on draft NRC started on 25.09.2018 and completed on 31.12.2018.

16.57 The claims for 36,26,630 persons and objections against 1,87,633 persons were received. The process of disposal of claims and objections started from 15.02.2019 and continued till August, 2019. The biometric of the persons was also taken during the hearings at the time of verification of claims and objections.

16.58 An Additional Draft Exclusion List consisting of 1,02,462 persons, whose names were included in the Draft NRC published on 30.07.2018, but was subsequently found ineligible, was published on 26.06.2019.

16.59 After the disposal of claims and



objections, the hard-copies of the supplementary list of inclusions at the NRC Seva Centers, Circle Offices and Offices of the District Magistrates of the State and on-line family-wise list of exclusions were published on 31.08.2019 as per direction of the Hon'ble Supreme Court order dated 24.01.2019. A total of 3,11,21,004 persons are found eligible for inclusion in Final NRC leaving out 19,06,657 persons.

16.60 Any person not satisfied with the outcome of the decisions of claims and objections may prefer an appeal within a period of 120 days before the Foreigners Tribunal constituted under the Foreigners (Tribunal) Order, 1964. On the disposal of appeal by the tribunals the names shall be included or deleted, as the case may be, in the National Register of Indian Citizens in the State of Assam.

\*\*\*\*\*

### AWARDS AND DECORATIONS

#### Bharat Ratna Award

17.1 Instituted in 1954, Bharat Ratna is the highest civilian honour of the country. It is awarded in recognition of exceptional service/performance of the highest order in any field of human endeavor. Three Bharat Ratna were announced on 25.01.2019 and the decorations were presented to Shri Nanaji Deshmukh (Posthumously), Dr. Bhupendra Kumar Hazarika (Posthumously) and Shri Pranab Mukherjee by the President of India in an Investiture Ceremony held at Rashtrapati Bhawan, New Delhi on 08.08.2019. This award has been conferred on 48 persons so far.

#### Padma Awards

17.2 Padma Awards are conferred in three categories, namely, Padma Vibhushan, Padma Bhushan and Padma Shri. The awards are given in different disciplines/fields of activities viz. art, social work, public affairs, science & engineering, trade & industry, medicine, literature & education, sports, civil service and others. The decoration of Padma Vibhushan is awarded for exceptional and distinguished service in any field; Padma Bhushan for distinguished service of high order and Padma Shri for distinguished service in any field.

17.3 Prior to the year 2016, nominations for Padma Awards were received off-line i.e in hard copies. In order to make the nomination process simple and accessible to common citizens, nominations for Padma Awards are invited through online mode from the year 2016. Online nomination process has resulted in an exponential increase in the nominations received. As against, 2,311 nominations received in the year 2015, 46,555 nominations have been received in the year 2019. A large number of Padma Awardees now are unsung heroes selected from every nook and corner of the country.

17.4 Nominations for Padma Awards are also received every year from State Governments, Union Territory (UT) Administrations, Ministries/ Departments of the Central Government, Institutes of Excellence and recipients of Bharat Ratna/Padma Vibhushan Award. Besides these, a large number of recommendations are also received suo-moto from several Cabinet Ministers, Governors, Chief Ministers, Members of Parliament, Members of Legislative Assemblies, private individuals, organizations etc.

17.5 All these recommendations are placed before the Padma Awards Committee for its

consideration. The recommendations of the Padma Awards Committee are submitted to the Prime Minister and the President for their approval and the awards are announced on the eve of Republic Day.

17.6 The decoration of the Padma Awards announced on the eve of Republic Day, 2019 were presented to 112 awardees by the President of India in two ceremonies held at Rashtrapati Bhavan, New Delhi on 11.03.2019 and 16.03.2019, which included 04 Padma Vibhushan, 14 Padma Bhushan and 94 Padma Shri awardees. The names of the recipients are available on the Ministry's website [www.mha.gov.in](http://www.mha.gov.in).

### **Gallantry Awards**

17.7 The Ashoka Chakra series of Gallantry awards, administered by the Ministry of Defence are announced twice every year on the eve of Republic Day and Independence Day. Recommendations in respect of civilian citizens are processed in the Ministry of Home Affairs (MHA).

17.8 On the occasion of Independence Day, 2019, the President of India has approved the conferment of 06 civilian awards which includes 01 Kirti Chakra and 05 Shaurya Chakra.

### **Jeevan Raksha Padak Awards**

17.9 Jeevan Raksha Padak series awards were instituted in the year 1961. As the name of the award suggests, it is given to a rescuer for saving someone's life.

17.10 The awards are given in three categories, namely, Sarvottam Jeevan Raksha Padak is awarded for conspicuous courage under the circumstances of very great danger to the life of

the rescuer; Uttam Jeevan Raksha Padak for courage and promptitude under circumstances of great danger to the life of the rescuer and Jeevan Raksha Padak for courage and promptitude under circumstances of grave bodily injury to the rescuer in an act or series of acts of human nature in saving life from drowning, fire, accident, electrocution, landslide, animal attack, etc.

17.11 Nominations for the awards are invited every year from all States/UTs and Ministries/ Departments of the Government of India (GoI). These are considered by an Awards Committee. The recommendations of the Awards Committee are approved by the Prime Minister and the President.

17.12 The ceremony for these awards is held in the respective State Capitals of the awardees, where the awardee is presented with a medallion and a Certificate signed by the Home Minister. The awardees are also given a lump-sum monetary allowance at the rate of ₹ 2,00,000 for Sarvottam Jeevan Raksha Padak, ₹ 1,50,000 for Uttam Jeevan Raksha Padak and ₹ 1,00,000 for Jeevan Raksha Padak.

17.13 For the year 2018, the President has approved the conferment of 08 Sarvottam Jeevan Raksha Padak, 15 Uttam Jeevan Raksha Padak and 25 Jeevan Raksha Padak Awards. The names of the recipients are available on the Ministry's website.

### **Sardar Patel National Unity Award**

17.14 Government of India has instituted in the year 2019, the highest civilian award in the field of contribution to the unity and integrity of India in the name of Sardar Vallabhbhai Patel. The objective of the Sardar Patel National Unity Award is to recognize the notable and inspiring

contributions made by the citizens/ institutions/ organizations of India to promote the cause of national unity and integrity and to reinforce the value of a strong and united India.

### VIGILANCE MACHINERY

17.15 The Vigilance set up in the MHA (Proper) is headed by a Joint Secretary level officer, who acts as part time Chief Vigilance Officer (CVO) of the Ministry. The CVO in Ministry (Proper) is assisted by a Deputy Secretary, an Under Secretary and Vigilance Cell comprising of two Section Officers and supporting officers.

17.16 There are separate Vigilance Divisions in each organization under the administrative control of this Ministry. These Vigilance Divisions are headed by considerably higher-level officers to assist the respective Heads of the organizations. The CVO of the Ministry, being the extended hand of the Central Vigilance Commission, constitutes an important link between the Central Vigilance Commission and the Ministry including the organizations under it.

17.17 The Vigilance Cell is primarily responsible for disciplinary/vigilance activities of MHA, including the matters related to maintenance of Annual Property Returns, Annual Performance Appraisal Reports, etc. of officials posted in the Ministry. It also coordinates the vigilance activities, including the 'probity' related issues, with all the attached and subordinate organizations of the Ministry, so as to maintain discipline, efficiency, and integrity in the Ministry and its attached and subordinate offices/organizations. To strengthen the vigilance mechanism, MHA broadly took the following measures:

- a) Constant synergy is maintained with the Heads of the Divisions to ensure that a close watch is kept on the activities of the officials working in such Divisions.
- b) The officials posted in 'sensitive' positions are rotated on a regular basis. Fresh exercise to identify the 'sensitive' posts has been carried out. Similar exercises have been made by the organizations under the Ministry.
- c) For the officers and members of staff handling sensitive works, 'positive vetting' is being done through the Intelligence Agencies.
- d) Lists of 'officers whose integrity is doubtful' and 'Agreed List' are maintained. They are reviewed periodically in consultation with the concerned organizations and the Central Bureau of Investigation (CBI).
- e) The 'probity' related issues are monitored through regular meetings with the Vigilance functionaries of the attached and subordinate offices/ organizations under the Ministry. In this regard, a monthly report is also sent to the Department of Personnel & Training (DoPT).
- f) As a part of systemic improvement and preventive measures, digital transactions, electronic monitoring systems, etc. have been put in place, wherever necessary.
- g) The organizations like Sashastra Seema Bal (SSB) have introduced WhatsApp Number (9868505018), a Toll Free



Helpline Number (1903) to speed up reporting of corruption. Social media platforms have also been introduced in SSB to bring awareness.

- h) The vigilance/disciplinary cases in the Ministry arising out of complaints, reports, internal investigations etc. are given due priority, and wherever necessary, the cases against the delinquent officials are sent to the cadre authorities for further actions under the relevant Service rules. Similarly, the cases where the Ministry is competent to take action are given due attention to ensure the time-line prescribed by the Government.

17.18 Vigilance Awareness Week was observed from 28.10.2019 to 02.11.2019. As advised by the Central Vigilance Commission, employees of MHA were administered a 'Pledge' on 28.10.2019. A speech competition on the topic "Integrity - A Way of Life" was organized on 01.11.2019. The Vigilance Awareness Week was also observed in the attached/subordinate offices of the Ministry.

17.19 A Tabular statement in respect of vigilance and disciplinary cases dealt with in MHA and its attached and subordinate offices/organizations during the year 2019-2020 (from 01.04.2019 to 31.12.2019), is attached (Annexure-XVII).

### **RIGHT TO INFORMATION ACT, 2005**

17.20 Under the provisions of the Right to Information Act, 2005 (RTI Act), a nodal RTI Section was set up in MHA to coordinate the RTI-related work. This Section collects, dispenses and transfers the applications

seeking information under the RTI Act, 2005 to the Central Public Information Officers (CPIO)/Public Authorities concerned with the subject matter and submits quarterly returns regarding receipt and disposal of the RTI applications/appeals to the Central Information Commission (CIC).

- a) Details of the Ministry's functions along with its functionaries etc. have been placed on the RTI portal of the Ministry's website (<https://mha.gov.in>) as required under Section 4(1) of the RTI Act.
- b) All Deputy Secretary/Director level Officers have been designated as CPIOs under Section 5(1) of the Act, according to the subjects being handled by them.
- c) Senior Officers of and above Joint Secretary level have been designated as First Appellate Authorities in terms of Section 19(1) of the Act.
- d) To facilitate the receipt of applications under the RTI Act, 2005, a provision has been made to receive the applications at the Reception Counter of the Ministry in each of the four buildings viz. North Block, NDCC-II Building, MDC National Stadium and Jaisalmer House. The applications so received are further forwarded by the RTI Section to the CPIOs/Public Authorities concerned.
- e) During the year 2019-20 i.e. from 01.01.2019 to 31.12.2019, 3,485 applications and 232 First Appeals were received manually and 7,211 applications and 545 First Appeals were received on-line in this Ministry. These

were promptly transferred/forwarded to the concerned public authorities/ CPIOs for providing information to the applicants.

- f) As per para 1.4.1 of DoPT's guidelines issued vide their O.M. No. 1/5/2011-IR dated 15.4.2013, this Ministry has been uploading all RTI applications, appeals and replies of CPIOs and appellate authorities on the website regularly.

## SECRETARIAT SECURITY ORGANIZATION

17.21 The Secretariat Security Organization (SSO) is the nodal agency for the security of government buildings under the security cover of MHA. At present, there are 56 buildings under MHA security cover housing offices of various Ministries/Departments of GoI. These buildings are located at various places in Delhi in a radius of approximately 16 km.

17.22 Access control to government buildings under MHA security cover is regulated by SSO through Reception Organization. The Reception Organization comprising of 149 personnel is manning 58 Reception Offices located in 39 government buildings. Entry of visitors to these buildings is regulated through the various Reception Offices from where visitors passes are issued and a record kept thereof. Visitor passes are issued only after confirming from officers of a predetermined level if the visitor is to be allowed entry or otherwise.

17.23 SSO is responsible for formulation and execution of policies relating to security and access control of government buildings under MHA security cover. Presently security personnel of Central Industrial Security Force

(CISF) as well as Secretariat Security Force (SSF) are deployed for security of government buildings. On the basis of categorization of government buildings, security personnel of CISF or SSF are deployed for security of these buildings. Security of Rail Bhawan is being looked after by Railway Protection Force (RPF) under MHA Security Cover. A dedicated unit namely 'Government Building Security' (GBS) Unit has been created in CISF especially for armed security of government buildings under control of Administrative Division of MHA. The GBS Unit of CISF takes care of security of government buildings with Category 'A' (Highly-sensitive) and 'B' (Sensitive) and they are assigned with following tasks: -

- a) Access Control - To ensure that no unauthorized person, vehicle or material is allowed access to the government buildings, including their premises. Only bonafide personnel holding valid I/Cards issued by this Ministry are allowed entry. Apart from this, visitors holding valid temporary /daily visitors pass are allowed entry after checking/frisking including checking of their bags/ briefcases etc.
- b) Anti-terrorist Measures - The forces are primarily responsible for anti- terrorist measures in the buildings.
- c) Forcible entry/armed attack- To prevent/counter any attempt of forcible entry/armed attack on the buildings and take effective action against such forcible entry/armed attack as first responder.
- d) Intrusion - To deter, detect and

neutralize any kind of intrusion into the building.

- e) Exit Control - To prevent pilferage of government property from the building.

17.24 Secretariat Security Force (SSF) is a civilian unarmed force of MHA, with a sanctioned strength of 1,251, especially raised for security of government buildings. SSF is presently looking after the security of Category 'C' (Least-sensitive) buildings under MHA security cover. 447 vacancies of Constables have been reported to SSC through CRPF for filling up through CT/GD exam-2018.

### **Official Language**

17.25 An Official Language Division assists in implementing the provisions of the Official Language Act, 1963 (as amended in 1967), the Official Language (Use for Official Purposes of the Union) Rules, 1976 (as amended in 1987) and the other administrative instructions issued on the subject from time-to-time and in ensuring compliance with the Official Language Policy of the Government in MHA and its Attached and Subordinate Offices and providing translation of the material received from different Divisions and sections of MHA.

### **Implementation of the Official Language Policy**

17.26 Under the Chairmanship of Joint Secretary (CIC), an Official Language Implementation Committee has been constituted in MHA and all Deputy Secretaries/Directors are members of this committee. The Quarterly Reports, regarding progressive use of Hindi in the official work, received from the Sections are

reviewed in these meetings and remedial measures are suggested to remove the shortcomings.

### **Compliance with the Section 3(3) of the Official Language Act, 1963**

17.27 Compliance with Section 3(3) of the Official Language Act, 1963 (as amended in 1967) is being done fully and all the documents covered under this Section are being invariably issued both in Hindi and English. All the letters, received or signed in Hindi, are being replied to in Hindi. Efforts are being made to increase the correspondence in Hindi with the offices of the Central Government, State Government, UT Administration and the general public in the Regions 'A', 'B' & 'C'.

### **Official Language Inspection**

17.28 Out of 956 offices under MHA, the Inspection teams of the Joint Director and Assistant Directors of the Official Language Division of MHA carried out inspections in 01 office in Delhi and 26 offices located outside Delhi to assess the status of the use of Hindi during the year. During the year, the Department of Official Language has fixed the target of 25% of the total offices to be inspected.

### **Hindi Day/Hindi Fortnight - 2019**

17.29 Hindi Fortnight was organized in the Ministry from 01.09.2019 to 15.09.2019. During this period, 11 Hindi competitions were organized, in which a number of both Hindi speaking as well as non-Hindi speaking officers/staff of the Ministry participated with enthusiasm. In these competitions, a total of 65 participants have won cash prizes and have been awarded Certificates.



**Prize distribution by Shri Nagendra Nath Sinha, Secretary (Border Management), MHA**

(Source: CIC Division, MHA)

### **Training in Hindi Typing and Hindi Stenography**

17.30 In MHA, out of the total sanctioned posts of 37 Junior Secretariat Assistants, 16 are in position and out of them 12 are trained in Hindi typewriting at present. Simultaneously, out of total sanctioned posts of 98 Senior Secretariat Assistants, 56 are in position and out of them 03 are trained in Hindi typewriting at present. Apart from this, out of total sanctioned posts of 359 Assistant Section Officers, 311 are in position and out of them 12 are also trained in Hindi typewriting at present. Similarly, out of the total sanctioned posts of 197 Stenographers/Personal

Assistants/Private Secretaries, 153 are in position and 37 are trained in Hindi Stenography. A total of 50 Personal Assistants/Private Secretaries/Senior Private Secretaries have been nominated by MHA for Hindi Stenography/typing training.

### **Hindi Workshop**

17.31 01 Hindi workshop was organized on 13.09.2019 for officers and staff to motivate the officers/employees of the Ministry to do their official work in Hindi and to train them effectively to attempt and write notes and drafts originally in Hindi. A total of 36 officers/staff participated in this workshop.





**Hindi workshop organized during Hindi Fortnight, 2019**

(Source: CIC Division, MHA)

### **Hindi Salahkar Samiti**

17.32 The tenure of Hindi Salahkar Samiti of this Ministry has expired on 05.11.2019. After the formation of the new Lok Sabha, the process of reconstitution of this Committee is in progress.

### **Hindi Noting and Drafting Incentive Scheme**

17.33 Hindi Noting and Drafting Incentive Scheme was implemented during the year 2018-19 to motivate the employees to do their official work originally in Hindi in MHA, in which entries from 12 employees were received. After the evaluation, 02 employees were awarded the first prize of ₹ 5,000/- each, 02 were awarded the second prize of ₹ 3,000/- each and 05 were awarded the third prize of ₹ 2,000/- each.

### **Departmental Accounting Organization (DAO)**

17.34 The DAO of MHA is headed by Principal Chief Controller of Accounts and assisted by Chief Controller of Accounts, Controller of Accounts, Dy. Controllers of Accounts/Assistant Controllers of Accounts /Assistant Directors (A/Cs), Senior Accounts Officers/Accounts Officers. The Principal Chief Controller of Accounts (Pr. CCA) acts as Principal Accounting Advisor to the Chief Accounting Authority (Secretary) of the Ministry. As an integral part of the Internal Finance Wing of the Ministry, Pr. CCA helps in maintaining an efficient system of financial management in the Ministry. The DAO comprises the Principal Accounts Office, 46 Pay and Accounts offices and 26 Internal Audit Parties stationed at various parts of the country.

17.35 DAO is responsible for payment of contingency bills, Salary and personal claims of more than 10 lakh employees of CAPFs and other organizations of MHA, settlement of pension and other retirement benefits, maintenance of GP Fund accounts of approximately 4.5 lakh employees, implementation of National Pension System (NPS) for approximately 6,50,000 subscribers. Apart from it, DAO is also responsible for consolidation of monthly as well as Annual Accounts viz., Appropriation and Finance Accounts of the Ministry and its submission to the Controller General of Accounts. For the payment, accounting and settlement of pension and other retirement benefits, DAO works in a computerised environment using a web based platform called Public Financial Management System (PFMS).

17.36 Further, DAO conducts internal audit of the various spending units/DDOs (Approx. 1,800) and Schemes/Programmes of the Ministry. Internal Audit is one of the main tools worldwide for the management to introspect on the short falls and weak links of the system and suggest corrective measures. The Internal Audit Wing (IAW) of the DAO is assigned the responsibility to conduct the internal audit of the Ministry and all its attached and subordinate offices and submit important findings to the Home Secretary who is the Chief Accounting Authority. The functions of Internal Audit Wing include conduct of Scheme Audit of various Schemes/Programmes implemented by MHA viz. Modernization of Police Forces (MoPF), Security Related Expenditure (SRE), Border Area Development Scheme (BADP), National Cyclone Risk Mitigation Project (NCRMP) etc. and Compliance audit for MHA and its attached and subordinate offices. As far as Compliance Audit is concerned, the Internal Audit Wing is responsible for audit of more than 1,800 units of

CAPFs, CPOs and Organizations of MHA.

17.37 During the period 01.04.2019 to 31.12.2019, the following audits were undertaken by the Internal Audit Wing:

- a) Audit in respect of Border Area Development Programme.
- b) Audit in respect of Civic Action Programme (CAP) Scheme in Left Wing Extremism (LWE) affected areas and North Eastern (NE) areas.
- c) Audit in respect of Adhoc Monthly Relief (AMR) under Relief & Rehabilitation Scheme given to Kashmiri Migrants by Government of NCT of Delhi (GNCTD).
- d) Audit in respect of Central Scheme for Assistance to Civilian Victim of Terrorist/Communal/Naxal Violence.
- e) Audit in respect of subsidized helicopter services in Jammu & Kashmir and Himachal Pradesh.
- f) Security Related Expenditure (SRE) - Audit of security related expenditure is conducted on half yearly basis, 19 States, are under this scheme and audit has been conducted up to Financial Year 2018-19 for all the States.
- g) Modernization of Police Force (MoPF) - Audit of the 28 States under the scheme of modernization of police force has been conducted on yearly/half yearly basis for Financial Year (FY) 2018-19.

17.38 After carrying out the audit of expenditure initially, the Inspection Notes indicating the audit observations are made available to the concerned Units/Organizations, which in time make efforts to settle the observations. Comptroller and Auditor General

(CAG), through its report submitted to Parliament, prepares audit paragraphs against which Action Taken Notes are required to be prepared by the Ministry. In order to settle the audit paragraphs timely, the status of pendency is monitored by the Audit Committee. The receipt and settlement of audit paragraphs is a continuous ongoing process. As on 01.04.2019, there were 06 such audit paragraphs outstanding in the Ministry. During the period from 01.04.2019 to 31.12.2019, no new paragraphs were received. Out of 06, 03 paragraphs have been settled during the period, leaving a balance of 03 such paragraphs as on 31.12.2019.

17.39 The numbers of outstanding Inspection Paragraphs in respect of all organizations under the administrative control of MHA, as on 31.03.2019, were 7,248. During the period from 01.04.2019 to 31.12.2019, the total numbers of Inspection Paragraphs received and settled were 687 and 731 respectively. Thus, as on 31.12.2019, the numbers of outstanding Inspection Paragraphs are 7,204. The position in respect of each organization is at Annexure- XVIII.

17.40 Status of Action Taken Notes (ATNs) on important Audit Observations included in earlier Annual Reports of MHA is indicated at Annexure-XIX.

### **BUDGET:**

17.41 DAO is also responsible for supervision of the Budget Division of the Ministry. The Budget Division is responsible for the management of 02 Demands for Grants of MHA, 08 Demands for Grants of UTs and 01 Demand for Grant of Cabinet. These Demands for Grants include budgetary requirements of various CAPFs, Central Police Organizations (CPOs), Registrar General of India, Department of Official Language, UTs (with and without

legislatures), Cabinet etc. The main functions of Budget Division are as follows:

- (a) Formulation of Budget Estimates (BE), Revised Estimates (RE), Preparation of Supplementary Demands, Issue of Reappropriation Orders as per guidelines of Ministry of Finance.
- (b) Preparation of Output Outcome Monitoring Framework in respect of the schemes of the Ministry to monitor output outcome targets in collaboration with NITI Aayog.
- (c) Monitoring of PAC Paras and CAG Audit Paras.

### **17.42 IT initiatives**

- (a) Implementation of PFMS for the payment of bills and personal claims, settlement of pension cases and other retirement benefits and consolidation of accounts.
- (b) Implementation of Employees Information System (EIS) module of PFMS for payment of salary to non CAPFs employees of the Ministry.
- (c) Implementation of Bhavishya Portal of Department of Pension and Pensioners Welfare for online receiving of pension cases from the Heads of Office.
- (d) Use of COMPACT software of O/o CGA for Maintenance of GPF broadsheet in digital mode.
- (e) Use of online e-Lekha platform of the O/o Controller General of Accounts for the monitoring of expenditure of the various organizations of the Ministry

- (f) Implementation of Non-Tax Receipt Portal (NTRP) for the online receipts Non-Tax receipt of the Ministry.

### Empowerment of Women and Weaker Section of the Society

17.43 The Complaints Committee for redressal of complaints made by the aggrieved women employees of MHA has been set up. The Committee has one male member and five female members, including the Chairperson and a member of Young Women's Christian Association (YWCA) as the independent member and representative of NGO.

17.44 For service matters relating to SCs/STs/Other Backward Classes (OBC), Persons with Disabilities and Ex-Servicemen, an officer of the rank of Director has been appointed to act as Liaison Officer.

### 17.45 Benefit to Physically Handicapped Persons

- (a) The Central Government has prescribed 4% reservation in Direct Recruitment for persons with benchmark disabilities.
- (b) There are 09 visually challenged, 06 hearing impaired, 12 orthopedically challenged and 01 Cerebral Palsy persons working in MHA (Proper).
- (c) Physically disabled employees are paid transport allowance at double the normal rates in terms of Department of Expenditure, Ministry of Finance's O.M. Number 21/05/2017-E. II(B) dated 07.07.2017.

### Gender Budgeting

17.46 The initiatives taken in MHA for the

benefit of women have been elaborated in the following paragraphs:

### Central Industrial Security Force (CISF)

17.47 The CISF has taken initiatives for Construction of Family Welfare Centre at all its establishments like Reserve Battalion and Training Institutions for the benefits of Women. Further, separate messes/barracks are being constructed at various centres exclusively for the use of women personnel.

17.48 Family Welfare Centre at a cost of ₹ 1.49 crore has been constructed in Ranchi. A separate women SO's hostel at a cost of ₹ 9.47 crore has been constructed at Arakkonam. A women barrack of 450 capacity at a cost of ₹ 3.78 crore has been constructed in Mahipalpur, Delhi. Further, a new family welfare centre at a cost of ₹ 2.46 crore is under construction at Bengaluru.

17.49 Total numbers of women working in different groups are as under:

| Group A | Group B | Group C | Total |
|---------|---------|---------|-------|
| 49      | 1183    | 7395    | 8627  |

17.50 The Schemes exclusively benefitting women and the provisions made for them during the year 2019-20 and 2020-21 in respect of CISF are as under:

(₹ in crore)

| Details of Scheme                             | BE 2019 -20 | RE 2019 -20 | BE 2020 -21 |
|---|-------------|-------------|-------------|
| Creche-Facilities, under head 'Other Charges' | 0.31        | 0.31        | 0.31        |



As on date 14 creches are running in CISF.

Complaints Committee at two levels viz. Central Committee at the Directorate level and Sector level Committee at Sector level, have been formed in CISF to redress the sexual harassment complaints of woman at workplace.

### Central Reserve Police Force (CRPF)

17.51 The first Mahila Battalion of the CRPF was approved by GoI during 1985. As on date, six such battalions have been approved by the government (88 Bn, 135 Bn, 213 Bn, 232 Bn, 233 Bn and 240 Bn) and 240 Bn is currently undergoing training at Bengaluru. The operationalised Mahila Bns are based at Delhi, Gandhinagar (Gujarat), Nagpur (Maharashtra), Durgapur (WB) and Lucknow (UP). In addition, the Mahila employees posted at Group Centers, Rapid Action Force (RAF) and 241 Battalion (Bastriya Battalion) are effectively working with their male counterparts in policing duties as well as other clerical and administrative functions. These Mahila Battalions are effectively contributing in the CRPF's endeavour of maintaining law and order in the country.

17.52 Total number of women employees working in CRPF as on 31.12.2019 is as under:-

| Group A | Group B | Group C | Total |
|---------|---------|---------|-------|
| 358     | 910     | 6926    | 8194  |

(Approximate annual salary expenditure of women employees is about ₹ 276 crore.)

17.53 In order to facilitate smooth discharge of duties by the women workforce, CRPF has created infrastructure facilities like rest rooms, recreation rooms, mobile toilets etc. Even during field deployments, separate toilets in the unit vehicles are being made available for the

convenience of women employees. Relaxations in wearing of trousers, shirts and belt etc. have been provided to the women during pregnancy.

17.54 Every effort is being made to address the problems of women employees at all levels. Gender sensitization is also being carried out at regular intervals. Awareness about women's rights is being spread through regular interactions and Sainik Sammelans. Field officers are keeping close watch on the activities and health of the women personnel under their command.

17.55 The first Indian Female Formed Police Unit (FFPU) consisting of 125 Female Formed Police Officers reached Liberia on 30.01.2007 and started duty at Unity Conference Centre w.e.f. 08.02.2007 and last batch of the Contingent (MFPU-7<sup>th</sup> batch) repatriated back to India during February, 2017.

17.56 Apart from the female employees, the CRPF has also been striving for the welfare of the families of the force personnel. Force has constructed Family Welfare Centre exclusively for women family members to encourage them to learn new skills and to supplement their family income through activities like stitching, handicrafts and production of food items etc. and committee has already been constituted at Sector level to monitor the cases of sexual harassment of women which is implemented at Force level. The following special schemes are being run to benefit the women employees and the family members of the Force personnel: -

- i) Women's Hostels
- ii) Physical activities exclusively for ladies
- iii) Provision of music system and TV etc. for recreation of women
- iv) Gymnasium and other facilities etc.

- v) Day care centre/crèches including provision of *Ayah* to look after children of serving women
- vi) Providing embroidery machines exclusively to women to enable them to gain extra skills.

17.57 Government has provided ₹ 0.55 crore for running of Crèche facilities for FY 2019-20 and ₹ 0.60 crore for FY 2020-21. Details are as under: -

(₹ in crore)

| Details of Scheme                 | BE 2019 - 20 | RE 2019 - 20 | BE 2020 -21 |
|-----------------------------------|--------------|--------------|-------------|
| Crèche-Facilities (other charges) | 00.55        | 00.55        | 0.60        |

### Sashastra Seema Bal (SSB)

17.58 In SSB, authorized sanctioned strength of personnel is 97,117. Out of which, 2029 Mahila personnel are on the strength of SSB. SSB had sanctioned 21 Mahila Coys, i.e. 2,772 personnel for raising Mahila Battalion vide sanction order dated 07.08.2014.

17.59 The following Schemes/Projects exclusively meant for the benefit of women are in operation in SSB: -

- (a) Separate accommodation with facility of toilets, bathrooms, Cook House cum Dining Hall for the women troop deployed in the Border Out Posts.
- (b) Crèche facilities for the children of working women in SSB.
- (c) Separate toilets for women working in the offices.
- (d) Separate recreation facilities i.e. music systems, televisions & DVDs etc. and women oriented periodicals, books and journals in recreation room / Library for working women.

- (e) SSB has a committee at the level of Force Head Quarter/Frontier Head Quarter to quickly redress the complaints, if any, regarding sexual harassment of women at the workplace.

17.60 Liberalized Transfer policy for women: - As far as possible, all the women personnel shall be posted to the Units/Frontier near to their native place and in case both wife and husband are SSB employees, shall be posted at the same station.

17.61 Total Number of women working in different groups as on 31.12.2019 is as under:

| Group A | Group B | Group C | Total |
|---------|---------|---------|-------|
| 35      | 77      | 1917    | 2029  |

17.62 The schemes exclusively benefitting women and provisions made for them during the year 2019-20 and 2020-21 in respect of Sashastra Seema Bal are as under: -

(₹ in crore)

| Details of Scheme                                    | BE 2019 - 20 | RE 2019 - 20 | BE 2020 -21 |
|--|--------------|--------------|-------------|
| Crèche-Facilities under code Head 50 (other charges) | 0.25         | 0.25         | 0.25        |

### Indo-Tibetan Border Police (ITBP)

17.63 The following schemes have been exclusively benefitting the women of ITBP:

- (i) All working women of ITBP are accommodated in separate women barracks with toilets, cook house cum Dining Hall at 05 Frontier Head Quarter, 01 Training zone, 15 Sector Head Quarter, 56 Units (Battalion Head

Quarters), 14 Training centers, and at 04 specialized Bns of Logistic & Communication, Sector Head Quarter (L&C,SHQ).

- (ii) A good number of Women oriented periodicals and journals are being procured in library and common staff room.
- (iii) Gym and other facilities are being provided to the ladies for physical

exercise etc.

- (iv) Provision of music systems, TVs and DVDs, etc. for recreation of women in women barracks and Dining Halls.
- (v) Day care centre/Crèches including provision of *Ayah* to look after children of serving women. Total 09 Crèches/day care centers have been established at following locations for assistance of serving women employees: -

| Sl. No. | Location   |
|---------|--|
| 1       | SHQ, Distt - Dehradun (UKD)                                      |
| 2       | ITBP Academy, Mussoorie, Distt. - Dehradun (UKD)                 |
| 3       | M & SI Auli, PO - Joshimath, Distt. - Chamoli (UKD)              |
| 4       | TPT BN, PO - Airport, Chandigarh (UT)                            |
| 5       | 11 <sup>th</sup> BN, Pegong (Sikkim), 56 APO                     |
| 6       | 12 <sup>th</sup> BN, PO. - Matli, Distt. - Uttarkashi (UKD)      |
| 7       | 50 <sup>th</sup> BN, Ramgarh, Distt. Punchkula (Haryana)         |
| 8       | SHQ (Brly), P.O. - Bukhara Camp, Distt - Bareilly (U.P.)         |
| 9       | 35 <sup>th</sup> Bn, PO. - Mahindanda, Distt. - Uttarkashi (UKD) |

- (vi) Providing embroidery and sewing machines exclusively to women to enable them to gain extra income.

17.64 Facilities of separate rest rooms and mobile toilets are being provided to women. During deployment, separate toilets, even in the unit vehicles, are made available to women. Besides, relaxation in wearing of pants, shirt and web belt has been given during the time of pregnancy. All out efforts to solve problems of women personnel are being taken at appropriate level. Gender sensitization is also being carried out and women are informed about their rights. Besides, regular interactions

through interviews, Roll Call, Sainik Sammelans, field officers are keeping close watch on activities and mental health of women personnel under their command. A committee has been constituted to solve the sexual harassment cases of lady officers and jawans.

17.65 Total Number of women working in each group is as under: -

| Group A | Group B | Group C | Total |
|---------|---------|---------|-------|
| 100     | 227     | 1740    | 2067  |

17.66 At present 05 women ITBP personnel are on deputation to Congo/ Afghanistan.

17.67 The names of the schemes exclusively benefiting women and the budget provision against each of them during the year 2019-20 in respect of ITBP are as under:-

(₹ in crore)

| Details of Scheme                                    | BE 2019 - 20 | RE 2019 - 20 | BE 2020 -21 |
|--|--------------|--------------|-------------|
| Crèche-Facilities under code Head 50 (other charges) | 0.06         | 0.06         | 0.06        |

### Border Security Force (BSF)

17.68 The following Schemes/Projects, exclusively benefiting women, have been completed/sanctioned during the period from 01.04.2019 to 31.12.2019 by BSF:

### 25 BN BSF, CHHAWLA CAMP, NEW DELHI (COMPLETED)

- a) Mahila Barrack :- 01 No. for 20 Mahila  
 b) Mahila Barrack :- 01 No. for 200 Mahila  
 c) Old Barrack converted into Mahila Barrack: 01 No. for 40 Mahila  
 d) Mahila toilet block :- 01 No. for 200 Mahila

17.69 Also, 08 Bedded Mahila Barracks at Border Out Posts (BOPs) under following Frontiers (FTRs) have been sanctioned:-

- a) Ftr HQ Jammu :- 06 Nos

- b) Ftr HQ Punjab :- 02 Nos  
 c) Ftr HQ Gujarat :- 11 Nos  
 d) Ftr HQ Rajasthan :- 11 Nos  
 e) Ftr HQ South Bengal :- 11 Nos  
 f) Ftr HQ North Bengal :- 08 Nos  
 g) Ftr HQ Ghty :- 08 Nos  
 h) Ftr HQ Shillong :- 08 Nos  
 i) Ftr HQ M & C :- 08 Nos  
 j) Ftr HQ Tripura :- 10 Nos

17.70 Total number of women working in different groups is as under:-

| Group A | Group B | Group C | Total |
|---------|---------|---------|-------|
| 122     | 443     | 4671    | 5226  |

17.71 The scheme exclusively benefiting women and the provisions made for them during the year 2019-20 in respect of BSF are as under:-

(₹ in crore)

| Details of Scheme                            | BE 2019 - 20 | RE 2019 - 20 | BE 2020 -21 |
|--|--------------|--------------|-------------|
| Crèche-Facilities under Head 'Other charges' | 0.60         | 0.60         | 0.60        |

17.72 BSF has also constituted a Committee at Sector level and Force Headquarter level to redress the sexual harassment complaints of women at workplace

\*\*\*\*\*





# ANNEXURES



**Annexure -I**  
[Refer Para 1.2]

**MINISTRY OF HOME AFFAIRS**

| MINISTERS, SECRETARIES, SPECIAL SECRETARIES, ADDITIONAL SECRETARIES AND JOINT SECRETARIES HELD/HOLDING POSITIONS IN THE MINISTRY OF HOME AFFAIRS DURING THE YEAR 2019-20 ( AS ON 31.12.2019)                               |                                       |
|--|---------------------------------------|
| Shri Amit Shah (since 30.05.2019)<br>Shri Rajnath Singh (upto 29.05.2019)  | HOME MINISTER                         |
| Shri Nityanand Rai (since 30.05.2019)<br>Shri G. Kishan Reddy (since 30.05.2019)<br>Shri Hansraj Gangaram Ahir (upto 29.05.2019)<br>Shri Kiren Rijiju (upto 29.05.2019)  | MINISTER OF STATE                     |
| Shri Ajay Kumar Bhalla (Since 23.08.2019)<br>Shri Rajiv Gauba (upto 23.08.2019)  | HOME SECRETARY                        |
| Shri Nagendra Nath Sinha (since 24.10.2019)<br>Shri B.R. Sharma (upto 24.10.2019)  | SECRETARY (BORDER MANAGEMENT)         |
| Shri A.P. Maheshwari   | SPECIAL SECRETARY (INTERNAL SECURITY) |
| Shri Bhupendra Singh (upto 31.12.2019)   | SPECIAL SECRETARY & FINANCIAL ADVISOR |
| Shri Satpal Chouhan (upto 30.11.2019)  | SPECIAL SECRETARY(CS)                 |
| Shri Gyanesh Kumar<br>Shri Vivek Bhardwaj (since 10.04.2019)<br>Shri Praveen Kumar Srivastava<br>Shri Govind Mohan<br>Shri Anil Malik (since 24.10.2019)   | ADDITIONAL SECRETARIES                |
| Shri Satyendra Garg<br>Shri Praveen Vashista<br>Ms. Saheli Ghosh Roy<br>Shri Shri Prakash<br>Shri Sanjeev Kumar Jindal<br>Shri Anuj Sharma<br>Shri Krishna Bahudur Singh<br>Shri S.K. Shahi<br>Ms. Punya Salila Srivastava | JOINT SECRETARIES                     |



|  |                                  |
|--|----------------------------------|
| Shri Piyush Goyal<br>Shri Amitabh Kharkwal<br>Shri Rakesh Kumar Singh(Since 02.08.2019)<br>Ms. Alaknanda Dayal (since 13.11.2019)<br>Shri S.C. L. Das (up to 31.12.2019)<br>Ms. Nidhi Khare (upto 01.08.2019)<br>Shri A V Dharma Reddy (upto 09.07.2019)<br>Shri Danial E. Richards(upto 17.06.2019) |                                  |
| Dr. N.K. Sinha (upto 30.11.2019)   | ECONOMIC ADVISER                 |
| Ms. Dharitri Panda   | PR. CHIEF CONTROLLER OF ACCOUNTS |
| Shri Sushil Pal  | CHIEF CONTROLLER OF ACCOUNTS     |



**Annexure-III**  
[Refer Para 2.41]

**State-wise Security Situation during the years 2009-2019**

| <b>Arunachal Pradesh</b> |           |                   |                     |            |                  |                        |                  |                |                   |
|--------------------------|-----------|-------------------|---------------------|------------|------------------|------------------------|------------------|----------------|-------------------|
| Years                    | Incidents | Extremists killed | Extremists arrested | SFs killed | Civilians killed | Extremists surrendered | Arms surrendered | Arms recovered | Persons kidnapped |
| 2009                     | 53        | 19                | 32                  | --         | 03               | 57                     | 37               | 08             | 30                |
| 2010                     | 32        | 11                | 53                  | --         | 02               | 52                     | 39               | 12             | 15                |
| 2011                     | 53        | 21                | 51                  | --         | 06               | 23                     | 18               | 18             | 28                |
| 2012                     | 54        | 14                | 66                  | --         | 05               | 17                     | 11               | 28             | 17                |
| 2013                     | 21        | 07                | 49                  | 01         | 02               | 02                     | 02               | 32             | 09                |
| 2014                     | 33        | 09                | 86                  | --         | 02               | 07                     | --               | 46             | 49                |
| 2015                     | 36        | 05                | 55                  | 03         | 01               | 03                     | 01               | 17             | 33                |
| 2016                     | 50        | 07                | 59                  | 02         | --               | 04                     | 02               | 49             | 25                |
| 2017                     | 61        | 09                | 44                  | --         | 03               | 03                     | 01               | 43             | 27                |
| 2018                     | 37        | 12                | 69                  | 02         | 01               | 02                     | --               | 60             | 17                |
| 2019                     | 36        | 02                | 106                 | 02         | 12               | 02                     | --               | 44             | 34                |
| <b>Assam</b>             |           |                   |                     |            |                  |                        |                  |                |                   |
| Years                    | Incidents | Extremists killed | Extremists arrested | SFs killed | Civilians killed | Extremists surrendered | Arms surrendered | Arms recovered | Persons kidnapped |
| 2009                     | 424       | 194               | 359                 | 22         | 152              | 706                    | 329              | 373            | 91                |
| 2010                     | 251       | 109               | 370                 | 12         | 53               | 547                    | 200              | 302            | 72                |
| 2011                     | 145       | 46                | 378                 | 14         | 18               | 118                    | 77               | 183            | 72                |
| 2012                     | 169       | 59                | 412                 | 05         | 27               | 757                    | 240              | 201            | 79                |
| 2013                     | 211       | 52                | 348                 | 05         | 35               | 92                     | 72               | 180            | 125               |
| 2014                     | 246       | 102               | 315                 | 04         | 168              | 102                    | 43               | 265            | 94                |

| 2015             | 81        | 49                | 645                 | --         | 09               | 30                     | 17               | 413            | 27                |
|------------------|-----------|-------------------|---------------------|------------|------------------|------------------------|------------------|----------------|-------------------|
| 2016             | 75        | 51                | 366                 | 04         | 29               | 15                     | 05               | 298            | 14                |
| 2017             | 33        | 16                | 204                 | 03         | 06               | 13                     | 02               | 120            | 05                |
| 2018             | 28        | 05                | 133                 | 01         | 07               | 13                     | 03               | 92             | 06                |
| 2019             | 17        | --                | 131                 | --         | --               | 49                     | 22               | 85             | 10                |
| <b>Manipur</b>   |           |                   |                     |            |                  |                        |                  |                |                   |
| Years            | Incidents | Extremists killed | Extremists arrested | SFs killed | Civilians killed | Extremists surrendered | Arms surrendered | Arms recovered | Persons kidnapped |
| 2009             | 659       | 336               | 1532                | 19         | 81               | 28                     | 07               | 832            | 52                |
| 2010             | 367       | 108               | 1458                | 06         | 33               | 60                     | 56               | 586            | 43                |
| 2011             | 298       | 28                | 1365                | 10         | 26               | 284                    | 264              | 625            | 34                |
| 2012             | 518       | 65                | 1286                | 08         | 21               | 350                    | 342              | 778            | 57                |
| 2013             | 225       | 25                | 918                 | 05         | 28               | 513                    | 329              | 610            | 22                |
| 2014             | 278       | 23                | 1052                | 08         | 16               | 80                     | 37               | 515            | 29                |
| 2015             | 229       | 41                | 805                 | 24         | 15               | 04                     | 02               | 252            | 26                |
| 2016             | 233       | 09                | 518                 | 11         | 11               | --                     | --               | 116            | 25                |
| 2017             | 167       | 22                | 558                 | 08         | 23               | 74                     | 10               | 127            | 40                |
| 2018             | 127       | 10                | 404                 | 07         | 08               | --                     | --               | 99             | 30                |
| 2019             | 126       | 09                | 476                 | --         | 07               | --                     | --               | 92             | 15                |
| <b>Meghalaya</b> |           |                   |                     |            |                  |                        |                  |                |                   |
| Years            | Incidents | Extremists killed | Extremists arrested | SFs killed | Civilians killed | Extremists surrendered | Arms surrendered | Arms recovered | Persons kidnapped |
| 2009             | 12        | 06                | 41                  | --         | 03               | 20                     | 01               | 09             | 04                |
| 2010             | 29        | 14                | 78                  | --         | 04               | 27                     | 11               | 40             | 11                |
| 2011             | 56        | 11                | 57                  | 08         | 12               | 39                     | 15               | 20             | 23                |



| 2012            | 127       | 16                | 92                  | 01         | 36               | 20                     | 06               | 37             | 64                |
|-----------------|-----------|-------------------|---------------------|------------|------------------|------------------------|------------------|----------------|-------------------|
| 2013            | 123       | 21                | 75                  | 07         | 30               | 10                     | 03               | 51             | 33                |
| 2014            | 179       | 35                | 173                 | 06         | 24               | 733                    | 20               | 97             | 110               |
| 2015            | 123       | 25                | 121                 | 07         | 12               | 78                     | 45               | 53             | 87                |
| 2016            | 68        | 15                | 59                  | --         | 08               | 205                    | 78               | 57             | 52                |
| 2017            | 28        | 06                | 13                  | --         | 02               | 37                     | 14               | 12             | 18                |
| 2018            | 15        | 03                | 17                  | 01         | 04               | 19                     | 10               | 103            | 01                |
| 2019            | 02        | --                | 06                  | --         | 01               | 01                     | --               | 04             | --                |
| <b>Mizoram</b>  |           |                   |                     |            |                  |                        |                  |                |                   |
| Years           | Incidents | Extremists killed | Extremists arrested | SFs killed | Civilians killed | Extremists surrendered | Arms Surrendered | Arms recovered | Persons kidnapped |
| 2009            | 01        | --                | --                  | --         | 01               | --                     | --               | --             | --                |
| 2010            | --        | --                | --                  | --         | --               | --                     | --               | --             | --                |
| 2011            | 01        | --                | 04                  | --         | --               | 02                     | 02               | 24             | 02                |
| 2012            | --        | --                | 02                  | --         | --               | --                     | --               | 19             | 06                |
| 2013            | 01        | --                | 03                  | --         | --               | --                     | --               | 75             | 06                |
| 2014            | 03        | --                | --                  | --         | --               | 03                     | --               | 31             | 14                |
| 2015            | 02        | --                | 04                  | 03         | --               | --                     | --               | 19             | 13                |
| 2016            | --        | --                | 02                  | --         | --               | --                     | --               | 05             | 01                |
| 2017            | --        | --                | 05                  | --         | --               | --                     | --               | 16             | --                |
| 2018            | 03        | --                | --                  | --         | --               | 114                    | 44               | 02             | --                |
| 2019            | --        | --                | --                  | --         | --               | --                     | --               | 13             | --                |
| <b>Nagaland</b> |           |                   |                     |            |                  |                        |                  |                |                   |
| Years           | Incidents | Extremists killed | Extremists arrested | SFs killed | Civilians killed | Extremists surrendered | Arms surrendered | Arms recovered | Persons kidnapped |
| 2009            | 129       | 15                | 185                 | --         | 16               | 06                     | 02               | 105            | 35                |

| 2010           | 64        | 05                | 247                 | --         | --               | 12                     | 08               | 114            | 42                |
|----------------|-----------|-------------------|---------------------|------------|------------------|------------------------|------------------|----------------|-------------------|
| 2011           | 61        | 08                | 267                 | --         | 07               | --                     | --               | 102            | 59                |
| 2012           | 151       | 66                | 275                 | --         | 08               | 04                     | --               | 178            | 93                |
| 2013           | 145       | 33                | 309                 | --         | 11               | 01                     | --               | 232            | 100               |
| 2014           | 77        | 12                | 296                 | --         | 01               | --                     | --               | 150            | 65                |
| 2015           | 102       | 29                | 268                 | 09         | 09               | 13                     | 01               | 74             | 78                |
| 2016           | 58        | 05                | 198                 | --         | --               | 16                     | 03               | 80             | 51                |
| 2017           | 19        | 04                | 171                 | 01         | 03               | 02                     | --               | 87             | 12                |
| 2018           | 42        | 04                | 181                 | 03         | 03               | --                     | --               | 64             | 63                |
| 2019           | 42        | 01                | 217                 | 02         | 01               | 16                     | 01               | 74             | 49                |
| <b>Tripura</b> |           |                   |                     |            |                  |                        |                  |                |                   |
| Years          | Incidents | Extremists killed | Extremists arrested | SFs killed | Civilians killed | Extremists surrendered | Arms surrendered | Arms recovered | Persons kidnapped |
| 2009           | 19        | 01                | 14                  | 01         | 08               | 292                    | 44               | 30             | 18                |
| 2010           | 30        | --                | 07                  | 02         | 02               | 148                    | 37               | 03             | 31                |
| 2011           | 13        | --                | 19                  | --         | 01               | 25                     | 05               | 01             | 32                |
| 2012           | 06        | 02                | 12                  | --         | --               | 47                     | 13               | 03             | 13                |
| 2013           | 06        | --                | 10                  | --         | 01               | 22                     | 10               | --             | 12                |
| 2014           | 08        | --                | 08                  | 02         | 01               | 40                     | 15               | --             | 08                |
| 2015           | 01        | --                | 02                  | --         | --               | 15                     | 03               | --             | 03                |
| 2016           | --        | --                | --                  | --         | --               | 27                     | 05               | --             | --                |
| 2017           | --        | --                | --                  | --         | --               | 01                     | --               | --             | --                |
| 2018           | --        | --                | --                  | --         | --               | 13                     | 01               | --             | --                |
| 2019           | --        | --                | --                  | --         | --               | 90                     | 44               | --             | --                |

**Annexure-IV**  
[Refer Para 2.57]

**LIST OF EXTREMIST/INSURGENT ORGANIZATIONS OF NORTH EAST REGION  
DECLARED AS “UNLAWFUL ASSOCIATIONS” AND/OR “TERRORIST ORGANIZATIONS”  
UNDER UNLAWFUL ACTIVITIES (PREVENTION) ACT, 1967**

| Name of group    |   | Listed/declared as                              |
|------------------|---|---|
| <b>ASSAM</b>     |   |   |
| (i)              | United Liberation Front of Assam (ULFA)                           | Terrorist organization and unlawful association |
| (ii)             | National Democratic Front of Bodoland (NDFB)                      | -do-  |
| (iii)            | Kamtapur Liberation Organization (KLO)                            | Terrorist organization                          |
| <b>MANIPUR</b>   |   |   |
| (i)              | People’s Liberation Army(PLA)                                     | Terrorist organization and unlawful association |
| (ii)             | United National Liberation Front(UNLF)                            | -do-  |
| (iii)            | Peoples' Revolutionary Party of Kangleipak(PREPAK)                | -do-  |
| (iv)             | Kangleipak Communist Party (KCP)                                  | -do-  |
| (v)              | Kanglei Yaol Kanba Lup (KYKL)                                     | -do-  |
| (vi)             | Revolutionary Peoples' Front (RPF)                                | Unlawful association                            |
| (vii)            | Coordination Committee (Cor-Com)                                  | -do-  |
| (viii)           | Alliance for Socialist Unity Kangleipak (ASUK)                    | -do-  |
| (ix)             | Manipur People’s Liberation Front(MPLF)                           | Terrorist organization                          |
| <b>MEGHALAYA</b> |   |   |
| (i)              | Hynniewtre National Liberation Council (HNLC)                     | Unlawful association                            |
| (ii)             | Garo National Liberation Army (GNLA)                              | Terrorist organization                          |
| <b>TRIPURA</b>   |   |   |
| (i)              | All Tripura Tiger Force (ATTF)                                    | Terrorist organization and unlawful association |
| (ii)             | National Liberation Front of Tripura (NLFT)                       | -do-  |
| <b>NAGALAND</b>  |   |   |
| (i)              | The National Socialist Council of Nagaland (Khaplang)<br>[NSCN/K] | Terrorist organization and unlawful association |

**Annexure -V**  
[Refer Para 2.64]

**State-wise details of assistance provided to NE States under the Scheme of Security Related Expenditure (SRE) from 2012-13 to 2019-20**  
(₹ in crore)

| Funds Released During | Assam  | Nagaland | Manipur | Tripura | Meghalaya | Arunachal Pradesh | Total  |
|-----------------------|--------|----------|---------|---------|-----------|-------------------|--------|
| 2012-13               | 112.86 | 69.36    | 20.62   | 11.32   | --        | 50.74             | 264.90 |
| 2013-14               | 159.18 | 42.50    | 25.01   | 42.18   | 16.60     | 4.53              | 290.00 |
| 2014-15               | 106.69 | 57.88    | 37.76   | 27.23   | 12.61     | 18.83             | 261.00 |
| 2015-16               | 140.07 | 67.61    | 45.78   | 12.98   | 12.63     | 0.93              | 280.00 |
| 2016-17               | 148.70 | 61.48    | 31.86   | 36.62   | 9.19      | 12.15             | 300.00 |
| 2017-18               | 287.74 | 13.16    | 34.02   | 21.82   | 16.19     | 32.07             | 405.00 |
| 2018-19               | 137.05 | 42.34    | 32.35   | 9.05    | 11.74     | 17.48             | 250.00 |
| 2019-20               | 210.86 | 12.82    | 34.26   | 39.22   | 9.69      | 13.15             | 320.00 |



**Annexure -VI**  
[Refer Para 2.65]

**STATEMENT OF FUND RELEASED TO CAPFs/ARMY DEPLOYED IN NORTH EASTERN  
REGION UNDER CIVIC ACTION PROGRAMME FROM 2012-13 TO 2019-20**

(₹ in lakh)

| <b>Organizations</b> | <b>2012-13</b> | <b>2013-14</b> | <b>2014-15</b> | <b>2015-16</b> | <b>2016-17</b> | <b>2017-18</b> | <b>2018-19</b> | <b>2019-20</b> |
|----------------------|----------------|----------------|----------------|----------------|----------------|----------------|----------------|----------------|
| BSF                  | 230.00         | 262.50         | 50.00          | 150.00         | 150.00         | 150.00         | 300.00         | 400.00         |
| CRPF                 | 150.00         | --             | 27.00          | 150.00         | 150.00         | 150.00         | 250.00         | 270.00         |
| ITBP                 | 100.00         | 68.00          | 75.00          | 100.00         | 80.00          | 100.00         | 80.00          | 80.00          |
| SSB                  | 150.00         | 17.76          | 69.00          | 70.00          | 70.00          | 70.00          | 140.00         | 150.00         |
| Assam Rifles         | 200.00         | 350.00         | 200.00         | 350.00         | 350.00         | 550.00         | 330.00         | 350.00         |
| Army                 | 120.00         | 150.00         | 179.00         | 180.00         | 180.00         | 180.00         | 68.00          | 50.00          |
| <b>Total</b>         | <b>950.00</b>  | <b>848.26</b>  | <b>600.00</b>  | <b>1000.00</b> | <b>980.00</b>  | <b>1200.00</b> | <b>1168.00</b> | <b>1300.00</b> |

**Total Area and Population in Union Territories**

| Sl. No. | Union Territory                        | Area (in sq km)                              | Population (2011 Census) |
|---------|--|--|--------------------------|
| 1.      | Andaman & Nicobar Islands              | 8,249  | 3,79,944                 |
| 2.      | Chandigarh                             | 114  | 10,54,686                |
| 3.      | Dadra and Nagar Haveli and Daman & Diu | 603  | 5,86,956                 |
| 4.      | Lakshadweep                            | 32   | 64,429                   |
| 5.      | NCT of Delhi                           | 1,483  | 1,67,53,235              |
| 6.      | Puducherry                             | 479  | 12,44,464                |
| 7.      | Jammu and Kashmir                      | --   | 1,22,67,013              |
| 8.      | Ladakh                                 | --   | 2,74,289                 |
|         | <b>TOTAL</b>                           | <b>10,960 (Excluding J&amp;K and Ladakh)</b> | <b>3,26,25,016</b>       |

## Annexure - VIII

[Refer Para 7.2]

**Comparative Statement showing Budget Estimate /Revised Estimate and Actuals  
during 2017-18, 2018-19, Budget Estimate /Revised Estimate 2019-20  
and Budget Estimate 2020 -21**

(₹ in crore)

| S. No. | Name of UT                | 2017-18 |         |         | 2018-19 |         |         | 2019-20 |         | 2020-21  |
|--------|---------------------------|---------|---------|---------|---------|---------|---------|---------|---------|----------|
|        |                           | BE      | RE      | Actual  | BE      | RE      | Actual  | BE      | RE      | BE       |
| 1      | Andaman & Nicobar Islands | 4263.28 | 4819.93 | 4791.05 | 4593.86 | 4659.60 | 4653.91 | 4887.58 | 5029.16 | 5234.26  |
| 2      | Chandigarh                | 4312.40 | 4692.75 | 4628.24 | 4511.91 | 4536.57 | 4430.07 | 4753.12 | 4868.99 | 5138.10  |
| 3      | Dadra & Nagar Haveli      | 1075.62 | 1018.38 | 1016.54 | 1121.34 | 1087.04 | 1084.21 | 1184.89 | 1188.24 | 3520.52  |
| 4      | Daman & Diu               | 1585.06 | 1585.06 | 1579.34 | 1675.49 | 1637.80 | 1644.52 | 1918.48 | 2061.27 |          |
| 5      | Lakshadweep               | 1248.91 | 1223.41 | 1210.75 | 1397.31 | 1286.62 | 1247.58 | 1303.49 | 1324.61 | 1376.46  |
| 6      | NCT of Delhi              | 758.00  | 757.99  | 752.98  | 790.00  | 867.49  | 861.25  | 1112.00 | 1037.00 | 1116.00  |
| 7      | Puducherry                | 1483.01 | 1483.00 | 1500.69 | 1476.00 | 1525.61 | 1525.60 | 1601.00 | 1601.00 | 1703.02  |
| 8      | Jammu & Kashmir           | --      | --      | --      | --      | --      | --      | --      | --      | 30757.00 |
| 9      | Ladakh                    | --      | --      | --      | --      | --      | --      | --      | --      | 5958.00  |

(Source: Planning Cell, UT Division)

**Annexure- IX**  
[Refer Para 10.31]

**State Disaster Relief Fund during 2015-2020**

(₹ in crore)

| Sl. No. | State             | 2015-16 | 2016-17 | 2017-18 | 2018-19 | 2019-20 | Total<br>2015-20 |
|---------|-------------------|---------|---------|---------|---------|---------|------------------|
|         | 1                 | 2       | 3       | 4       | 5       | 6       | 7                |
| 1.      | Andhra Pradesh    | 440     | 462     | 485     | 509     | 534     | 2430             |
| 2.      | Arunachal Pradesh | 52      | 55      | 57      | 60      | 63      | 287              |
| 3.      | Assam             | 460     | 483     | 507     | 532     | 559     | 2541             |
| 4.      | Bihar             | 469     | 492     | 517     | 543     | 570     | 2591             |
| 5.      | Chhattisgarh      | 241     | 253     | 265     | 278     | 292     | 1329             |
| 6.      | Goa               | 4       | 4       | 4       | 4       | 4       | 20               |
| 7.      | Gujarat           | 705     | 740     | 777     | 816     | 856     | 3894             |
| 8.      | Haryana           | 308     | 323     | 339     | 356     | 374     | 1700             |
| 9.      | Himachal Pradesh  | 236     | 248     | 260     | 273     | 287     | 1304             |
| 10.     | J & K             | 255     | 268     | 281     | 295     | 310     | 1409             |
| 11.     | Jharkhand         | 364     | 382     | 401     | 421     | 442     | 2010             |
| 12.     | Karnataka         | 276     | 290     | 305     | 320     | 336     | 1527             |
| 13.     | Kerala            | 185     | 194     | 204     | 214     | 225     | 1022             |
| 14.     | Madhya Pradesh    | 877     | 921     | 967     | 1016    | 1066    | 4847             |
| 15.     | Maharashtra       | 1483    | 1557    | 1635    | 1717    | 1803    | 8195             |
| 16.     | Manipur           | 19      | 20      | 21      | 22      | 23      | 105              |



|     |               |              |              |              |              |              |              |
|-----|---------------|--------------|--------------|--------------|--------------|--------------|--------------|
| 17. | Meghalaya     | 24           | 25           | 27           | 28           | 29           | 133          |
| 18. | Mizoram       | 17           | 18           | 19           | 20           | 20           | 94           |
| 19. | Nagaland      | 10           | 10           | 11           | 11           | 12           | 54           |
| 20. | Odisha        | 747          | 785          | 824          | 865          | 909          | 4130         |
| 21. | Punjab        | 390          | 409          | 430          | 451          | 474          | 2154         |
| 22. | Rajasthan     | 1103         | 1158         | 1216         | 1277         | 1340         | 6094         |
| 23. | Sikkim        | 31           | 33           | 34           | 36           | 38           | 172          |
| 24. | Tamil Nadu    | 679          | 713          | 748          | 786          | 825          | 3751         |
| 25. | Telangana     | 274          | 288          | 302          | 317          | 333          | 1514         |
| 26. | Tripura       | 31           | 33           | 34           | 36           | 38           | 172          |
| 27. | Uttar Pradesh | 675          | 709          | 744          | 781          | 820          | 3729         |
| 28. | Uttarakhand   | 210          | 220          | 231          | 243          | 255          | 1159         |
| 29. | West Bengal   | 516          | 542          | 569          | 598          | 628          | 2853         |
|     | <b>Total</b>  | <b>11081</b> | <b>11635</b> | <b>12214</b> | <b>12825</b> | <b>13465</b> | <b>61220</b> |

**Annexure-X**  
[Refer Para 10.36]

**Allocation and Release of Funds from SDRF/ NDRF during 2018 -2019**

As on 31.12.2019  
(₹ in crore)

| Sl. No. | Name of the State | Allocation of SDRF |             |        | Releases from SDRF |        | Releases from NDRF |
|---------|-------------------|--------------------|-------------|--------|--------------------|--------|--------------------|
|         |                   | Central Share      | State Share | Total  |                    |        |                    |
| 1       | 2                 | 3                  | 4           | 5      | 6                  | 7      | 8                  |
| 1.      | Andhra Pradesh    | 400.50             | 133.50      | 534    | 200.25             | --     | 570.91             |
| 2.      | Arunachal Pradesh | 56.70              | 6.30        | 63.00  | 28.35              | --     | --                 |
| 3.      | Assam             | 503.10             | 55.90       | 559.00 | 251.55             | --     | --                 |
| 4.      | Bihar             | 427.50             | 142.50      | 570.00 | 417.37             | 213.75 | 400.00             |
| 5.      | Chhattisgarh      | 219.00             | 73.00       | 292.00 | 67.80              | --     | --                 |
| 6.      | Goa               | 3.00               | 1.00        | 4.00   | --                 | --     | --                 |
| 7.      | Gujarat           | 642.00             | 214.00      | 856.00 | 565.80             | --     | --                 |
| 8.      | Haryana           | 280.50             | 93.50       | 374.00 | 86.85              | --     | --                 |
| 9.      | Himachal Pradesh  | 258.30             | 28.70       | 287.00 | 68.08              | 129.15 | 234.09             |
| 10.     | Jammu & Kashmir   | 279.00             | 31.00       | 310.00 | 405.00             | --     | --                 |
| 11.     | Jharkhand         | 331.50             | 110.50      | 442.00 | 165.75             | --     | --                 |
| 12.     | Karnataka         | 252.00             | 84.00       | 336.00 | 78.00              | 126.00 | 2744.26            |
| 13.     | Kerala            | 168.75             | 56.25       | 225.00 | 52.275             | --     | --                 |

|     |                |          |         |          |          |         |          |
|-----|----------------|----------|---------|----------|----------|---------|----------|
| 14. | Madhya Pradesh | 799.50   | 266.50  | 1066.00  | 247.35   | 399.75  | 1000.00  |
| 15. | Maharashtra    | 1352.25  | 450.75  | 1803.00  | 676.125  | 600.00  | 2474.29  |
| 16. | Manipur        | 20.70    | 2.30    | 23.00    | 9.90     | --      | --       |
| 17. | Meghalaya      | 26.10    | 2.90    | 29.00    | 12.60    | --      | --       |
| 18. | Mizoram        | 18.00    | 2.00    | 20.00    | --       | --      | --       |
| 19. | Nagaland       | 10.80    | 1.20    | 12.00    | 5.40     | 5.40    | --       |
| 20. | Odisha         | 681.75   | 227.25  | 909.00   | 340.875  | 211.125 | 3114.46  |
| 21. | Punjab         | 355.50   | 118.50  | 474.00   | 313.05   | --      | --       |
| 22. | Rajasthan      | 1005.00  | 335.00  | 1340.00  | 502.50   | --      | 1164.99  |
| 23. | Sikkim         | 34.20    | 3.80    | 38.00    | 17.10    | --      | --       |
| 24. | Tamil Nadu     | 618.75   | 206.25  | 825.00   | 309.375  | --      | --       |
| 25. | Telangana      | 249.75   | 83.25   | 333.00   | 237.75   | --      | --       |
| 26. | Tripura        | 34.20    | 3.80    | 38.00    | 17.10    | --      | --       |
| 27. | Uttar Pradesh  | 615.00   | 205.00  | 820.00   | 541.80   | --      | --       |
| 28. | Uttarakhand    | 229.50   | 25.50   | 255.00   | 114.75   | --      | --       |
| 29. | West Bengal    | 471.00   | 157.00  | 628.00   | 414.90   | 235.50  | --       |
|     | Total: -       | 10343.85 | 3121.15 | 13465.00 | 6147.655 | 1920.68 | 11703.00 |

**Annexure-XI**  
[Refer Para10.42]

**Details of National Guidelines released by NDMA**

| S. No. | National Disaster Management Guidelines on                        | Month and year of preparation/<br>release |
|--------|---|---|
| 1.     | Management of Earthquake  | April 2007                                |
| 2.     | Management of Chemical (Industrial) Disasters                     | April 2007                                |
| 3.     | Preparation of State Disaster Management Plans                    | July 2007                                 |
| 4.     | Management of Medical Preparedness and Mass Casualty Management   | October 2007                              |
| 5.     | Management of Floods  | January 2008                              |
| 6.     | Management of Cyclones  | April 2008                                |
| 7.     | Management of Biological Disasters                                | July 2008                                 |
| 8.     | Management of Nuclear and Radiological Emergencies                | February 2009                             |
| 9.     | Management of Landslides and Snow Avalanches                      | June 2009                                 |
| 10.    | Management of Chemical (Terrorism) Disaster                       | June 2009                                 |
| 11.    | Psycho-social support and mental health services in disasters     | December 2009                             |
| 12.    | Incident Response System  | July 2010                                 |
| 13.    | Management of Tsunami   | August 2010                               |
| 14.    | Management of the Dead in the aftermath of Disasters              | August 2010                               |
| 15.    | Management of Urban Flooding                                      | September 2010                            |
| 16.    | Management of Drought   | September 2010                            |
| 17.    | National Disaster Management Information and Communication System | February 2012                             |
| 18.    | Scaling, Type of Equipment and Training of Fire Services          | April 2012                                |



|     |   |                                 |
|-----|---|---------------------------------|
| 19. | Seismic Retrofitting of Deficient Buildings and Structures  | June 2014                       |
| 20. | School Safety Policy  | Feb 2016                        |
| 21. | Hospital Safety   | Feb 2016                        |
| 22. | Minimum Standards for Shelter, Food, Water, Sanitation and Medical Cover in relief camps.                                   | Feb 2016                        |
| 23. | Museums   | May 2017                        |
| 24. | Cultural Heritage Sites and Precincts   | September 2017                  |
| 25. | Boat Safety   | September 2017                  |
| 26. | Preparation of Action Plan - Prevention and Management of Thunderstorm & Lightning / Squall/ Dust Hailstorm and Strong Wind | March 2019                      |
| 27. | Temporary Shelters for Disaster - Affected Families   | September 2019                  |
| 28. | Disability Inclusive Disaster Risk Reduction  | September 2019                  |
| 29. | Landslide Risk Management Strategy  | September 2019                  |
| 30. | Preparation of Action Plan - Prevention and Management of Heat Wave.  | April 2016<br>(Revised in 2019) |

## Training Programme conducted by NIDM during 01.04.2019 to 31.12.2019

| Sl. No.            | Name of Course   | Venue                         | Date(s)                | Coordinator(s)                     | No. of Participants |
|--------------------|--|-------------------------------|------------------------|------------------------------------|---------------------|
| <b>APRIL, 2019</b> |  |                               |                        |                                    |                     |
| 1.                 | Mainstreaming DRR into PRI Sector  | GSDMA, Gujarat                | 24-27 April, 2019      | Shekher Chaturvedi                 | 23                  |
| 2.                 | Integration of DRR and CCA into Rural Development Policies and Programmers | GSDMA, Gujarat                | 24-27 April, 2019      | Sushma Guleria                     | 23                  |
| 3.                 | Disaster Risk Reduction and Resilience                                     | NIDM, New Delhi               | 22-26 April, 2019      | Surya Parkash                      | 43                  |
| 4.                 | Mainstreaming DRR into Education Sector                                    | GSDMA, Gujarat                | 30 April - 2 May, 2019 | Ajinder Walia                      | 17                  |
| 5.                 | Mainstreaming DRR into Hospital DM Plan                                    | GSDMA, Gujarat                | 30 April - 2 May, 2019 | Amir Ali Khan                      | 16                  |
| <b>MAY, 2019</b>   |  |                               |                        |                                    |                     |
| 6.                 | Post Disaster Needs Assesment (PDNA) & Long Term Recovery                  | NIDM, Southern Campus         | 01-03 May, 2019        | Santosh Kumar & Shekher Chaturvedi | 81                  |
| 7.                 | IRS: Basic & Intermediate  | ILDM, Kerala                  | 6-10 May, 2019         | Shekher Chaturvedi & Santosh Kumar | 44                  |
| 8.                 | Early Warning and Communication  | NIDM, New Delhi               | 13-17 May, 2019        | Surya Parkash                      | 30                  |
| 9.                 | Training Workshop on Disaster Management                                   | Ministry of Mines, Delhi YMCA | 23 May, 2019           | Surya Parkash                      | 10                  |
| 10.                | Climate and Disaster Resilience (for Officials of N. Dhaka Corpn)          | AIILSG (Chennai)              | 20-24 May, 2019        | Anil Kumar Gupta                   | 13                  |
| 11.                | Disaster Awareness Workshop for Children                                   | APHRDI, Bapatla               | 24 May, 2019           | Kumar Raka & Balu I.               | 80                  |

|                   |  |   |                  |                                    |    |
|-------------------|--|---|------------------|------------------------------------|----|
| 12.               | Integrating Disaster Management Plan with Gram Panchayat Plans   | GIDM & NIRD, Hyderabad                          | 27-31 May, 2019  | Sushma Guleria                     | 46 |
| 13.               | Gender and DM  | ATI Nainital                                    | 27-31 May, 2019  | Ajinder Walia                      | 32 |
| 14.               | Earthquake Risk Mitigation, Techno Regime in Disaster Management and Building Bye-Laws for Engineers, Architects and Town Planners | Manipur   | 28-29 May, 2019  | Amir Ali Khan                      | 40 |
| <b>JUNE, 2019</b> |  |   |                  |                                    |    |
| 15.               | Earthquake Risk Mitigation   | HIPA, Shimla                                    | 10-14 June, 2019 | Amir Ali Khan                      | 29 |
| 16.               | Climate Change, Hill Area Development and Landslides Management  | Kerala, KSDMA                                   | 10-14 June, 2019 | Surya Parkash                      | 36 |
| 17.               | IRS: Basic & Intermediate  | YASHADA, Pune                                   | 17-21 June, 2019 | Shekher Chaturvedi & Santosh Kumar | 27 |
| 18.               | DM Plan for CPWD Engineers   | YMCA, New Delhi                                 | 18-20 June, 2019 | Chandan Ghosh & Amir Ali Khan      | 26 |
| 19.               | Disaster Management for IDAS Officials   | NAFM & RTC, Pune                                | 24 June, 2019    | Santosh Kumar                      | 19 |
| 20.               | Training Workshop on Disaster Management   | Ministry of Labour & Employment / VVGNLI, NOIDA | 24-28 June, 2019 | Surya Parkash                      | 26 |
| 21.               | School Safety Plan and Safety Audits   | J&K SDMA, J&K                                   | 24-28 June, 2019 | Amir Ali Khan                      | 34 |
| 22.               | IRS: Basic & Intermediate  | MGSIPA  | 25-28 June, 2019 | Shekher Chaturvedi                 | 34 |
| 23.               | Climate Change and Health Sector Resilience  | DAIC, Delhi                                     | 26-28 June, 2019 | Anil Kumar Gupta                   | 28 |

| July, 2019   |   |                            |                    |  |    |
|--------------|---|----------------------------|--------------------|--|----|
| 24.          | DM Plan for CPWD  | Agartala                   | 3-5 July, 2019     | Chandan Ghosh                                | 26 |
| 25.          | Agriculture DM Plan HRVA Workshop                                       | MoA, New Delhi             | 12 July, 2019      | A.K. Gupta, A.D. Kaushik & Sushma Guleria    | 26 |
| 26.          | Drought Management  | APHRDI, Vishakhapatnam     | 16-18 July, 2019   | Surya Parkash                                | 55 |
| 27.          | Training Programme on School Safety Disaster Management Plan            | MGSIPA, Chandigarh         | 22-24 July, 2019   | Ritu Raj                                     | 95 |
| 28.          | Gender and DM   | New Delhi                  | 22-26 July, 2019   | Ajinder Walia                                | 41 |
| 29.          | ToT on Mainstreaming DRR into City Development Plans (Urban Resilience) | GSDMA, Gandhinagar Gujarat | 24-26 July, 2019   | A.K. Gupta                                   | 23 |
| August, 2019 |   |                            |                    |  |    |
| 30.          | Workshop on Nature Based Solutions for Climate and Disaster Resilience  | NIDM, New Delhi            | 5 August, 2019     | A.K. Gupta                                   | 17 |
| 31.          | Forestry Sector in DRR and Climate Resilience                           | TFRI Jabalpur              | 5-9 August, 2019   | A.D. Kaushik & A.K. Gupta                    | 45 |
| 32.          | Orientation Training Programme on CCDR                                  | OSDMA, Odisha              | 6-7 August, 2019   | Kumar Raka & Balu I                          | 44 |
| 33.          | Creation of Culture of Safety through Knowledge and Education           | SIPARD, Agartala           | 6-8 August, 2019   | Ritu Raj                                     | 27 |
| 34.          | Climate Change and Extreme Weather Events                               | NIDM, New Delhi            | 6-8 August, 2019   | Surya Parkash                                | 74 |
| 35.          | Mainstreaming DRR in City Development Plans                             | NIDM, New Delhi            | 19-21 August, 2019 | Chandrani Bandhopadhyay & Shekher Chaturvedi | 23 |



|                        |  |  |                       |                                    |     |
|------------------------|--|--|-----------------------|------------------------------------|-----|
| 36.                    | School Safety Plan and Safety Audits   | SDMA, Tripura                          | 19-21 August, 2019    | Amir Ali Khan                      | 40  |
| 37.                    | Orientation Training Programme on CCDRR  | APHRDI, Bapatla                        | 20-21 August, 2019    | Asharose, Kumar Raka & Balu I.     | 48  |
| 38.                    | Workshop on "Asia-Pacific Disaster Vulnerability: The Disaster Riskscape and Pathways for Resilience, Inclusion and Empowerment" | New Delhi                              | 23 August, 2019       | Santosh Kumar                      | 27  |
| 39.                    | Workshop on "Managing Extremely Severe Cyclonic Storm FANI - Lessons learnt and way forward"                                     | Odisha, Bhubaneswar                    | 26 August, 2019       | Santosh Kumar & Shekher Chaturvedi | 91  |
| 40.                    | Workshop on Managing Cyclone "FANI" Lessons learnt & the way forward   | Odisha, Bhubaneswar                    | 27 August, 2019       | Santosh Kumar & Shekher Chaturvedi | 134 |
| 41.                    | Orientation Training Programme on CCDRR  | YASHADA, Pune                          | 27-28 August, 2019    | Kumar Raka & Balu I                | 59  |
| 42.                    | Workshop on Managing Cyclone "FANI" Lessons learnt & the way forward   | Odisha, Bhubaneswar                    | 28 August, 2019       | Santosh Kumar & Shekher Chaturvedi | 103 |
| 43.                    | School Safety  | HCM-RIPA                               | 28-30 August, 2019    | Ritu Raj & A.D. Kaushik            | 56  |
| <b>September, 2019</b> |  |  |                       |                                    |     |
| 44.                    | Coastal Disaster Risk Reduction & Resilience   | APHRDI, Andhra Pradesh, Vishakhapatnam | 03-05 September, 2019 | Surya Parkash                      | 120 |
| 45.                    | Training Workshop on Disaster Management   | Noida                                  | 11-12 September, 2019 | Surya Parkash                      | 46  |
| 46.                    | Urban Risk Mitigation: Making Cities Resilient   | TNIUS, Coimbatore                      | 12-14 September, 2019 | Chandrani Bandhopadhyay            | 69  |

|     |   |                                      |                       |                                  |     |
|-----|---|--------------------------------------|-----------------------|----------------------------------|-----|
| 47. | Orientation Training Programme on CCDRR   | Dr. MCR HRDI, Telangana              | 16-17 September, 2019 | Balu I.                          | 50  |
| 48. | Mainstreaming School Education into DRR   | NIDM, New Delhi                      | 16-18 September, 2019 | Ajinder Walia                    | 43  |
| 49. | Forestry, Wildlife and DRR  | FRI, Dehradun                        | 16-20 September, 2019 | A. D. Kaushik & Anil Kumar Gupta | 20  |
| 50. | Orientation Workshop on Disaster Management for Health Sector at Ministry of Health and Family Welfare (MoHFW)  | NIDM, New Delhi                      | 19 September, 2019    | Sushma Guleria                   | 35  |
| 51. | Training Programme on School Safety   | Port Blair                           | 19-21 September,      | Ritu Raj                         | 80  |
| 52. | National Training Workshop on Disaster Risk Mitigation of Cultural Heritage Sites and Museums                   | YASHADA, Pune                        | 23-26 September, 2019 | Chandrani Bandyopadhyay          | 44  |
| 53. | National Workshop on Post Disaster Needs Assessment (PDNA)  | New Delhi                            | 23 September, 2019    | Santosh Kumar                    | 92  |
| 54. | Workshop on "DRR - Latest Development and Capacity Development Strategies" (For Delegation of Nepal Government) | NIDM, New Delhi                      | 24 September, 2019    | Anil Kumar Gupta                 | 05  |
| 55. | Faculty Development programme on CCDRR  | YASHADA, Pune                        | 24-25 September, 2019 | Kumar Raka                       | 71  |
| 56. | Rapid Visual Screening (RVS) existing urban establishment in earthquake prone area                              | SDMA Shillong                        | 25-27 September, 2019 | Amir Ali Khan                    | 51  |
| 57. | Preparation of Office Disaster Management Plan (ODMP)   | NIDM, New Delhi                      | 25-27 September, 2019 | Sushma Guleria                   | 50  |
| 58. | Disaster Resilience and Green Growth for Sustainable Development  | Constituton Club of India, New Delhi | 26-27 September, 2019 | Anil Kumar Gupta                 | 222 |

| <b>October, 2019</b>  |  |   |                     |                                |     |
|-----------------------|--|---|---------------------|--------------------------------|-----|
| 59.                   | Orientation Training Programme on CCDRR  | ILDMM Kerala  | 3-4 October, 2019   | Kumar Raka & Balu I            | 49  |
| 60.                   | Village Disaster Management Plan   | GIPARD, Goa   | 3-5 October, 2019   | Ajinder Walia                  | 43  |
| 61.                   | Hospital Disaster Management Plan  | HP SDMA   | 9-11 October, 2019  | Amir Ali & Khan Sushma Guleria | 23  |
| 62.                   | Training Programme on Disaster Management for officials of Indian Railways                                       | Indian Railways Institute of Disaster Management, Bengaluru | 14-16 October, 2019 | Shekher Chaturvedi             | 110 |
| 63.                   | Flood Risk Management & Water Sector DRR   | NIH, Roorkee  | 14-18 October, 2019 | A.D. Kaushik & Anil K. Gupta   | 40  |
| 64.                   | Consultative Workshop Meeting on Capacity Building for Disability-Inclusive DRR (DiDRR) : A Framework for Action | NIDM, New Delhi   | 18 October, 2019    | Chandrani Bandyopadhyay        | 34  |
| 65.                   | Post Disaster Need Assessment (PDNA) & Long Term Recovery  | HCM RIPA  | 21-23 October 2019  | Santosh Kumar                  | 45  |
| <b>November, 2019</b> |  |   |                     |                                |     |
| 66.                   | Workshop on Health Resilience & Capacity Building  | Hotel Fairfield by Marriott, Lucknow                        | 01 Nov, 2019        | Anil K. Gupta                  | 30  |
| 67.                   | Workshop on Health Resilience & Capacity Building  | Hotel Taj Vivanta EM Bypass, Kolkata                        | 04 Nov, 2019        | Anil K. Gupta                  | 30  |
| 68.                   | Training Workshop on Broadcast Management during Disaster  | NABM-P, Radio Colony, Kingsway, Delhi-09                    | 04-06 Nov, 2019     | Surya Parkash                  | 22  |
| 69.                   | Forest Fire Risk Management & Response   | FRI, Dehradun   | 04-08 Nov, 2019     | A.D. Kaushik & Anil K. Gupta   | 35  |

|     |   |  |                 |                                    |     |
|-----|---|--|-----------------|------------------------------------|-----|
| 70. | Community Based Disaster Risk Management  | APHRDI, Vishakhapatnam                               | 06-08 Nov, 2019 | Chandrani Bandyopadhyay            | 106 |
| 71. | Intergrating DRR into Rural Development Policies and Programmes and PRI Sector  | HIPA, Shimla   | 06-08 Nov, 2019 | Sushma Guleria                     | 41  |
| 72. | Disaster Awareness  | K.B.N. College (A) Vijayawada                        | 09 Nov, 2019    | Kumar Raka & Balu I                | 107 |
| 73. | High Level Delegation of Chinese Government visited NIDM  | NIDM, New Delhi                                      | 11 Nov, 2019    | Anil K. Gupta                      | 7   |
| 74. | Management of Crowd at Large Congregation   | ILDm, Kerala   | 11-13 Nov, 2019 | Shekher Chaturvedi                 | 54  |
| 75. | Mainstreaming Disaster Management in Infrastructure and Disaster Resilient Construction Technology  | ATI, Chhattisgarh                                    | 13-15 Nov, 2019 | Amir Ali Khan                      | 25  |
| 76. | Workshop on Disaster Awareness  | Acharya Nagarjuna University, Guntur, Andhra Pradesh | 14 Nov, 2019    | Kumar Raka & Balu I                | 157 |
| 77. | National Stakeholder-Consultation Workshop Disaster Resilient Agriculture in India & National Agriculture Disaster Management Plan Working Group - Second Meeting | ICAR, Hyderabad                                      | 15 Nov, 2019    | Anil K. Gupta                      | 32  |
| 78. | Regional Consultation Workshop on Health Resilience and Capacity Building   | Hotel Mercure Hyderabad KCP, Hyderabad               | 14 Nov, 2019    | Anil K. Gupta                      | 26  |
| 79. | IRS: Operating Section Chief  | NIDM, New Delhi                                      | 18-20 Nov, 2019 | Shekher Chaturvedi & Santosh Kumar | 13  |
| 80. | Orientation Training Programme on CCDRR   | Port Blair   | 20-22 Nov, 2019 | Kumar Raka & Balu I.               | 75  |



|                       |   |                             |                      |   |     |
|-----------------------|---|-----------------------------|----------------------|---|-----|
| 81.                   | Post Disaster Needs Assessment (PDNA) & Long Term Recovery                | ATI Nainital, Uttarakhand   | 21-23 Nov, 2019      | Santosh Kumar   | 108 |
| 82.                   | Seminar on "Climate Resilience through understanding and Innovation"      | NIDM, New Delhi             | 25 Nov, 2019         | Anil K. Gupta, Ashish Kumar Panda, Sushma & Guleria, A.D. Kaushik | 35  |
| 83.                   | Supply Chain Management   | NIDM, New Delhi             | 26-28 Nov, 2019      | Santosh Kumar & Chandrani Bandyopadhyay                           | 49  |
| 84.                   | Regional Consultation Workshop on Health Resilience and Capacity Building | Ahmedabad                   | 27 Nov, 2019         | Anil K. Gupta   | 38  |
| 85.                   | Mainstreaming DRR into Panchayati Raj Sector                              | DDUSIRD, Lucknow, UP        | 27-29 Nov, 2019      | Shekher Chaturvedi  | 37  |
| 86.                   | International Conference on Landslides Risk Reduction and Resilience      | The Ashok Hotel, New Delhi  | 28 Nov, 2019         | Surya Parkash   | 176 |
| <b>December, 2019</b> |   |                             |                      |   |     |
| 87.                   | Integration of DRR and CCA into Rural Development                         | UIRD, Rudrapur, Uttarakhand | 04-06 December, 2019 | Sushma Guleria  | 42  |
| 88.                   | School Safety Plan and Safety Audits                                      | ATI, Mysuru                 | 04-06 December, 2019 | Amir Ali Khan   | 30  |
| 89.                   | Orientation Training Programme on CCDRR                                   | MATI, Shillong              | 05-06 December, 2019 | Kumar Raka & Balu I   | 40  |
| 90.                   | Climate Change, Hill Area Development and Landslides Management           | IIT, Roorkee                | 05-07 December, 2019 | Surya Parkash   | 49  |
| 91.                   | SDG 11: Building Resilience of Cities & Communities                       | YASHADA, Pune               | 11-13 December, 2019 | Chandrani Bandyopadhyay   | 50  |

|     |  |  |                            |                        |             |
|-----|--|--|----------------------------|------------------------|-------------|
| 92. | DRR for First Responders                     | GAA, Odisha                                    | 11-13<br>December,<br>2019 | Shekher<br>Chaturvedi  | 40          |
| 93. | Faculty Development<br>Programme on CCDRR    | MCRHRDIT,<br>Hyderabad                         | 12-13<br>December,<br>2019 | Kumar Raka &<br>Balu I | 35          |
| 94. | Psychosocial Care in DM                      | YASHADA,<br>Pune                               | 16-18<br>December,<br>2019 | Ajinder Walia          | 38          |
| 95. | School Disaster Management<br>Plan           | Dr. MCR HRD<br>Institute of<br>Telangana       | 17-19<br>December,<br>2019 | Amir Ali<br>Khan       | 31          |
| 96. | DRR for First Responders                     | HCM-RIPA,<br>Rajasthan                         | 18-20<br>December,<br>2019 | Shekher<br>Chaturvedi  | 23          |
| 97. | Good Governance & DRR                        | Centre for<br>Good<br>Governance,<br>Hyderabad | 18-20<br>December,<br>2019 | Santosh<br>Kumar       | 30          |
| 98. | Training Programme on<br>Disaster Management | MGSIPA,<br>Chandigarh                          | 26-28<br>December,<br>2019 | Shekher<br>Chaturvedi  | 50          |
|     | <b>Total</b>                                 |  |                            |                        | <b>4814</b> |

## Annexure-XIII

[Refer Para 12.7]

**Details of funds released under scheme for Modernization of State Police  
Forces (new name 'Assistance to States for Modernisation of Police') as on 31.12.2019**

(₹ in crore)

| State             | 2014-15       | 2015-16       | 2016-17      | 2017-18      | 2018-19       | 2019-20<br>(as on<br>31.12.2019) |
|-------------------|---------------|---------------|--------------|--------------|---------------|----------------------------------|
| Arunachal Pradesh | 9.69          | 3.05          | 2.69         | 3.42         | 1.03          | 0.00                             |
| Assam             | 43.29         | 62.59         | 4.68         | 5.48         | 5.67          | 0.00                             |
| Manipur           | 28.45         | 7.79          | 8.37         | 1.98         | 5.99          | 6.73                             |
| Meghalaya         | 6.98          | 8.28          | 0.67         | 2.60         | 3.66          | 0.69                             |
| Mizoram           | 19.03         | 5.41          | 8.12         | 6.13         | 8.38          | 3.58                             |
| Nagaland          | 31.39         | 13.78         | 18.05        | 13.88        | 18.88         | 8.05                             |
| Sikkim            | 3.57          | 0.22          | 1.96         | 2.39         | 0.36          | 0.00                             |
| Tripura           | 22.69         | 7.00          | 1.40         | 1.63         | 7.08          | 4.97                             |
| Jammu & Kashmir   | 105.17        | 35.88         | 34.54        | 48.00        | 32.69         | 40.2032                          |
| Himachal Pradesh  | 5.75          | 0.44          | 5.58         | 4.09         | 3.35          | 2.44                             |
| Uttarakhand       | 8.81          | 3.74          | 8.53         | 4.35         | 13.60         | 2.528                            |
| <b>Total</b>      | <b>284.82</b> | <b>148.18</b> | <b>94.59</b> | <b>93.95</b> | <b>100.69</b> | <b>69.1912</b>                   |

**Details of funds released under scheme for Modernization of State Police  
Forces (new name 'Assistance to States for Modernisation of Police') as on 31.12.2019**

(₹ in crore)

| Name of State  | 2014-15 | 2015-16 | 2016-17 | 2017-18 | 2018-19 | 2019-20<br>(as on<br>31.12.2019) |
|----------------|---------|---------|---------|---------|---------|----------------------------------|
| Andhra Pradesh | 54.17   | 32.56   | 41.10   | 31.62   | 50.81   | 18.34                            |
| Telangana      | 68.13   | 16.32   | 29.40   | 22.60   | 64.17   | 13.3374                          |
| Bihar          | 49.08   | 26.57   | 19.15   | 5.73    | 13.18   | 9.42                             |
| Chhattisgarh   | 37.36   | 14.24   | 1.73    | 2.02    | 8.56    | 7.29                             |
| Goa            | 1.86    | 0.13    | 0.18    | 0.21    | 0.21    | 0.00                             |
| Gujarat        | 72.65   | 23.75   | 43.22   | 33.06   | 52.62   | 19.185                           |
| Haryana        | 28.25   | 14.74   | 19.29   | 14.04   | 12.95   | 8.61                             |
| Jharkhand      | 34.52   | 22.44   | 1.64    | 1.91    | 9.91    | 6.91                             |
| Karnataka      | 103.65  | 39.45   | 72.04   | 17.13   | 11.39   | 9.949                            |
| Kerala         | 42.00   | 2.01    | 11.09   | 16.12   | 17.78   | 11.39                            |
| Madhya Pradesh | 58.18   | 26.80   | 21.86   | 30.47   | 37.97   | 14.45                            |
| Maharashtra    | 76.65   | 50.88   | 12.80   | 9.78    | 9.58    | 55.4298                          |
| Odisha         | 42.92   | 19.46   | 26.22   | 19.87   | 35.10   | 11.70                            |



|               |                |               |               |               |               |                 |
|---------------|----------------|---------------|---------------|---------------|---------------|-----------------|
| Punjab        | 38.13          | 20.67         | 27.60         | 20.07         | 36.52         | 28.3991         |
| Rajasthan     | 102.50         | 34.18         | 34.54         | 40.38         | 62.59         | 23.3256         |
| Tamil Nadu    | 85.74          | 63.90         | 89.24         | 15.54         | 68.87         | 26.6606         |
| Uttar Pradesh | 169.23         | 69.99         | 35.80         | 28.20         | 118.67        | 47.39           |
| West Bengal   | 47.40          | 35.52         | 12.31         | 48.94         | 46.93         | 21.675          |
| <b>Total</b>  | <b>1112.42</b> | <b>513.61</b> | <b>499.21</b> | <b>357.69</b> | <b>657.81</b> | <b>333.4615</b> |

**Annexure-XV**  
[Refer Para 16.45]

**Table 1: Estimated Birth rate, Death rate, Natural growth rate and Infant mortality rate, 2017**

| India/States/Union Territories | Birth rate  |             |             | Death rate |            |            | Natural growth rate |             |             | Infant mortality rate |           |           |
|--------------------------------|-------------|-------------|-------------|------------|------------|------------|---------------------|-------------|-------------|-----------------------|-----------|-----------|
|                                | Total       | Rural       | Urban       | Total      | Rural      | Urban      | Total               | Rural       | Urban       | Total                 | Rural     | Urban     |
| 1                              | 2           | 3           | 4           | 5          | 6          | 7          | 8                   | 9           | 10          | 11                    | 12        | 13        |
| <b>India</b>                   | <b>20.2</b> | <b>21.8</b> | <b>16.8</b> | <b>6.3</b> | <b>6.9</b> | <b>5.3</b> | <b>13.9</b>         | <b>15.0</b> | <b>11.6</b> | <b>33</b>             | <b>37</b> | <b>23</b> |
| <b>Bigger States/UTs</b>       |             |             |             |            |            |            |                     |             |             |                       |           |           |
| 1. Andhra Pradesh              | 16.2        | 16.5        | 15.5        | 7.2        | 8.1        | 5.3        | 8.9                 | 8.4         | 10.2        | 32                    | 36        | 23        |
| 2. Assam                       | 21.2        | 22.4        | 14.7        | 6.5        | 6.7        | 5.3        | 14.7                | 15.7        | 9.4         | 44                    | 46        | 21        |
| 3. Bihar                       | 26.4        | 27.2        | 20.9        | 5.8        | 5.9        | 5.4        | 20.6                | 21.3        | 15.6        | 35                    | 36        | 31        |
| 4. Chhattisgarh                | 22.7        | 24.1        | 18.0        | 7.5        | 8.1        | 5.6        | 15.1                | 16.0        | 12.4        | 38                    | 40        | 32        |
| 5. Delhi                       | 15.2        | 16.5        | 15.2        | 3.7        | 4.2        | 3.7        | 11.5                | 12.4        | 11.5        | 16                    | 12        | 16        |
| 6. Gujarat                     | 19.9        | 21.8        | 17.6        | 6.2        | 6.9        | 5.5        | 13.7                | 14.9        | 12.1        | 30                    | 36        | 22        |
| 7. Haryana                     | 20.5        | 21.9        | 18.2        | 5.8        | 6.3        | 5.0        | 14.7                | 15.6        | 13.2        | 30                    | 32        | 25        |
| 8. Jammu & Kashmir             | 15.4        | 17.1        | 11.6        | 4.8        | 5.1        | 4.3        | 10.5                | 12.0        | 7.4         | 23                    | 24        | 19        |
| 9. Jharkhand                   | 22.7        | 24.2        | 18.2        | 5.5        | 5.8        | 4.6        | 17.2                | 18.3        | 13.6        | 29                    | 30        | 24        |
| 10. Karnataka                  | 17.4        | 18.2        | 16.1        | 6.5        | 7.6        | 4.9        | 10.9                | 10.6        | 11.3        | 25                    | 27        | 22        |
| 11. Kerala                     | 14.2        | 14.1        | 14.2        | 6.8        | 7.2        | 6.5        | 7.3                 | 6.9         | 7.7         | 10                    | 9         | 10        |
| 12. Madhya Pradesh             | 24.8        | 26.8        | 19.4        | 6.8        | 7.3        | 5.5        | 18.0                | 19.5        | 13.9        | 47                    | 51        | 32        |
| 13. Maharashtra                | 15.7        | 16.0        | 15.4        | 5.7        | 6.6        | 4.6        | 10.1                | 9.4         | 10.9        | 19                    | 23        | 14        |
| 14. Odisha                     | 18.3        | 19.3        | 13.5        | 7.4        | 7.7        | 6.0        | 10.9                | 11.6        | 7.5         | 41                    | 42        | 32        |
| 15. Punjab                     | 14.9        | 15.5        | 14.1        | 7.0        | 7.7        | 6.0        | 7.9                 | 7.8         | 8.1         | 21                    | 22        | 19        |

|                          |      |      |      |     |     |     |      |      |      |    |    |    |
|--------------------------|------|------|------|-----|-----|-----|------|------|------|----|----|----|
| 16. Rajasthan            | 24.1 | 25.0 | 21.5 | 6.0 | 6.3 | 5.1 | 18.1 | 18.7 | 16.3 | 38 | 42 | 28 |
| 17. Tamil Nadu           | 14.9 | 15.0 | 14.9 | 6.7 | 7.6 | 5.9 | 8.3  | 7.4  | 9.0  | 16 | 19 | 14 |
| 18. Telangana            | 17.2 | 17.5 | 16.8 | 6.6 | 8.0 | 4.5 | 10.6 | 9.5  | 12.3 | 29 | 33 | 23 |
| 19. Uttar Pradesh        | 25.9 | 27.0 | 22.6 | 6.7 | 7.2 | 5.4 | 19.2 | 19.9 | 17.2 | 41 | 44 | 33 |
| 20. Uttarakhand          | 17.3 | 17.6 | 16.4 | 6.7 | 7.1 | 5.6 | 10.6 | 10.5 | 10.8 | 32 | 33 | 30 |
| 21. West Bengal          | 15.2 | 16.7 | 11.7 | 5.8 | 5.7 | 6.0 | 9.4  | 11.0 | 5.7  | 24 | 24 | 22 |
| <b>Smaller States</b>    |      |      |      |     |     |     |      |      |      |    |    |    |
| 1. Arunachal Pradesh     | 18.3 | 18.8 | 15.5 | 6.1 | 6.4 | 4.9 | 12.1 | 12.4 | 10.6 | 42 | 44 | 34 |
| 2. Goa                   | 12.5 | 12.1 | 12.9 | 6.2 | 7.2 | 5.4 | 6.4  | 4.9  | 7.5  | 9  | 10 | 8  |
| 3. Himachal              | 15.8 | 16.3 | 10.3 | 6.6 | 6.8 | 4.0 | 9.2  | 9.4  | 6.3  | 22 | 23 | 15 |
| 4. Manipur               | 14.6 | 14.8 | 14.1 | 5.3 | 5.3 | 5.3 | 9.3  | 9.5  | 8.8  | 12 | 13 | 9  |
| 5. Meghalaya             | 22.8 | 24.8 | 13.7 | 6.1 | 6.3 | 4.8 | 16.7 | 18.5 | 8.8  | 39 | 41 | 25 |
| 6. Mizoram               | 15.0 | 17.7 | 12.2 | 4.0 | 4.0 | 4.1 | 11.0 | 13.8 | 8.0  | 15 | 20 | 7  |
| 7. Nagaland              | 13.5 | 14.0 | 12.7 | 3.6 | 4.2 | 2.7 | 9.9  | 9.8  | 9.9  | 7  | 7  | 7  |
| 8. Sikkim                | 16.4 | 15.2 | 18.3 | 4.5 | 5.3 | 3.4 | 11.9 | 9.9  | 14.9 | 12 | 13 | 9  |
| 9. Tripura               | 13.0 | 14.1 | 10.3 | 5.2 | 5.2 | 5.2 | 7.8  | 9.0  | 5.1  | 29 | 28 | 32 |
| <b>Union Territories</b> |      |      |      |     |     |     |      |      |      |    |    |    |
| 1. Andaman & Nicobar     | 11.4 | 12.1 | 10.3 | 5.1 | 5.8 | 4.2 | 6.2  | 6.4  | 6.1  | 14 | 12 | 18 |
| 2. Chandigarh            | 13.5 | 19.1 | 13.4 | 4.5 | 2.7 | 4.5 | 9.1  | 16.4 | 8.9  | 14 | 3  | 14 |
| 3. Dadra & Nagar Haveli  | 23.6 | 20.4 | 26.0 | 4.4 | 5.7 | 3.4 | 19.3 | 14.8 | 22.6 | 13 | 19 | 10 |
| 4. Daman & Diu           | 20.2 | 16.1 | 21.1 | 4.7 | 5.7 | 4.5 | 15.4 | 10.4 | 16.6 | 17 | 18 | 17 |
| 5. Lakshadweep           | 15.0 | 18.4 | 14.1 | 6.5 | 8.3 | 6.0 | 8.5  | 10.1 | 8.1  | 20 | 16 | 21 |
| 6. Puducherry            | 13.2 | 13.7 | 13.1 | 7.3 | 7.8 | 7.1 | 5.9  | 5.9  | 5.9  | 11 | 13 | 10 |

Note: Infant mortality rates for smaller States and Union Territories are based on three-year period 2015-17.

## Annexure-XVI

[Refer Para 16.49]

Expectation of life at birth by sex and residence, India and bigger States/UTs, 2013-17, (e<sub>0</sub>)

| India &<br>bigger States/UTs | Total       |             |             | Rural       |             |             | Urban       |             |             |
|------------------------------|-------------|-------------|-------------|-------------|-------------|-------------|-------------|-------------|-------------|
|                              | Total       | Male        | Female      | Total       | Male        | Female      | Total       | Male        | Female      |
| <b>India*</b>                | <b>69.0</b> | <b>67.8</b> | <b>70.4</b> | <b>67.7</b> | <b>66.4</b> | <b>69.0</b> | <b>72.4</b> | <b>71.2</b> | <b>73.7</b> |
| Andhra Pradesh               | 69.7        | 68.3        | 71.2        | 68.4        | 66.8        | 70.3        | 72.6        | 71.8        | 73.4        |
| Assam                        | 66.2        | 65.4        | 67.3        | 65.1        | 64.2        | 66.1        | 73.0        | 72.5        | 73.8        |
| Bihar                        | 68.9        | 69.2        | 68.6        | 68.5        | 68.8        | 68.2        | 71.7        | 72.0        | 71.4        |
| Chhattisgarh                 | 65.2        | 63.8        | 66.6        | 64.3        | 63.0        | 65.5        | 68.8        | 67.1        | 70.8        |
| Delhi                        | 74.7        | 73.3        | 76.3        | 71.8        | 70.0        | -           | 74.9        | 73.4        | 76.5        |
| Gujarat                      | 69.7        | 67.6        | 72.0        | 68.2        | 65.3        | 71.5        | 71.8        | 70.8        | 72.9        |
| Haryana                      | 69.7        | 67.6        | 72.3        | 68.7        | 66.5        | 71.4        | 71.6        | 69.6        | 74.1        |
| Himachal Pradesh             | 72.6        | 69.8        | 75.6        | 72.2        | 69.3        | 75.4        | 77.1        | 75.1        | 79.7        |
| Jammu & Kashmir              | 74.1        | 72.1        | 76.7        | 73.0        | 71.1        | 75.4        | -           | -           | -           |
| Jharkhand                    | 68.6        | 68.8        | 68.4        | 67.7        | 68.0        | 67.3        | 72.0        | 71.7        | 72.4        |
| Karnataka                    | 69.2        | 67.7        | 70.8        | 67.5        | 65.9        | 69.3        | 72.5        | 71.4        | 73.6        |
| Kerala                       | 75.2        | 72.5        | 77.8        | 75.3        | 72.4        | 78.1        | 75.1        | 72.5        | 77.5        |
| Madhya Pradesh               | 66.0        | 64.2        | 67.9        | 64.7        | 62.8        | 66.8        | 70.1        | 68.7        | 71.8        |
| Maharashtra                  | 72.5        | 71.2        | 73.9        | 71.0        | 69.9        | 72.2        | 74.4        | 72.8        | 76.3        |
| Odisha                       | 68.4        | 67.1        | 69.9        | 67.7        | 66.4        | 69.4        | 71.7        | 71.0        | 72.5        |



|               |      |      |      |      |      |      |      |      |      |
|---------------|------|------|------|------|------|------|------|------|------|
| Punjab        | 72.4 | 71.0 | 74.0 | 71.4 | 70.1 | 72.9 | 74.1 | 72.4 | 76.6 |
| Rajasthan     | 68.5 | 66.3 | 70.9 | 67.5 | 64.9 | 70.3 | 71.8 | 71.2 | 72.6 |
| Tamil Nadu    | 71.7 | 69.9 | 73.7 | 70.2 | 68.3 | 72.1 | 73.4 | 71.6 | 75.4 |
| Uttar Pradesh | 65.0 | 64.3 | 65.6 | 63.9 | 63.2 | 64.7 | 68.5 | 68.1 | 68.9 |
| Uttarakhand   | 71.0 | 68.0 | 74.2 | 70.6 | 67.3 | 74.2 | 71.8 | 69.9 | 74.0 |
| West Bengal   | 71.2 | 70.4 | 72.2 | 70.2 | 69.1 | 71.3 | 73.4 | 72.9 | 74.1 |

\* : Data includes all States/UTs

Note: Andhra Pradesh includes Telangana.

**DETAILS OF VIGILANCE / DISCIPLINARY CASES IN MINISTRY OF HOME  
AFFAIRS AND ITS ATTACHED / SUBORDINATE OFFICES AS ON 31.12.2019**

| S. No. | Item  | Gazetted |          | Non-Gazetted |          |
|--------|---|----------|----------|--------------|----------|
|        |   | Cases    | Officers | Cases        | Officers |
| 1.     | Number of Vigilance/disciplinary cases as on 01.04.2019   | 178      | 190      | 1162         | 1149     |
| 2.     | Vigilance/disciplinary cases started from 01.04.2019 to 31.12.2019  | 65       | 65       | 5196         | 5212     |
| 3.     | Vigilance/disciplinary cases disposed of up to 31.12.2019   | 47       | 48       | 5256         | 5260     |
| 4.     | Vigilance/disciplinary cases on 31.12.2019 (1+2-3)  | 196      | 207      | 1102         | 1101     |
| 5.     | Action taken in respect of Vigilance/disciplinary cases disposed of (with reference to details at S. No. 3):- |          |          |              |          |
|        | (a) Dismissal   | 01       | 01       | 177          | 171      |
|        | (b) Removal   | 00       | 00       | 281          | 281      |
|        | (c) Compulsory Retirement   | 01       | 01       | 76           | 75       |
|        | (d) Reduction in rank/pay etc.  | 16       | 16       | 435          | 435      |
|        | (e) Withholding of increment  | 02       | 02       | 623          | 626      |
|        | (f) Withholding of promotion  | 00       | 01       | 64           | 64       |
|        | (g) Recovery ordered from pay   | 00       | 00       | 1267         | 1268     |
|        | (h) Censure   | 01       | 01       | 1367         | 1378     |
|        | (i) Warning   | 07       | 07       | 266          | 267      |
|        | (j) Displeasure   | 02       | 02       | 07           | 06       |

|   |    |    |      |      |
|---|----|----|------|------|
| (k) Exoneration                             | 03 | 03 | 165  | 166  |
| (l) Transfer of cases                       | 03 | 03 | 47   | 47   |
| (m) Proceedings dropped                     | 05 | 05 | 33   | 33   |
| (n) Cut in Pension                          | 02 | 02 | 01   | 01   |
| (o) Resignation accepted                    | 03 | 03 | 19   | 19   |
| (p) Confinement in Unit                     | 00 | 00 | 61   | 61   |
| (q) Confinement in Q Guard                  | 00 | 00 | 281  | 281  |
| (r) Transferred out                         | 01 | 01 | 05   | 05   |
| (s) Kept in abeyance                        | 00 | 00 | 31   | 26   |
| (t) Removal from Instl. Area                | 00 | 00 | 45   | 45   |
| (u) Proceedings dropped as per court orders | 00 | 00 | 05   | 05   |
| Total (a to u)                              | 47 | 48 | 5256 | 5260 |

**Details of Outstanding Inspection Paras (IPs) in respect of All Organizations under the administrative control of Ministry of Home Affairs as on 31.12.2019**

| Sl. No. | Name of Organization | Number of IPs pending as on 31.03.2019 | Number of IPs received during 01.04.2019 to 31.12.2019 | Number of IPs settled during 01.04.2019 to 31.12.2019 | Number of IPs pending as on 31.12.2019 |
|---------|----------------------|--|--|---|--|
| 1       | A & N Islands        | 2073                                   | 210  | 217   | 2066                                   |
| 2       | Assam Rifles         | 188                                    | 35   | 123   | 100                                    |
| 3       | B P R & D            | 24                                     | 0  | 0   | 24                                     |
| 4       | BSF                  | 390                                    | 101  | 73  | 418                                    |
| 5       | C I S F              | 427                                    | 49   | 75  | 401                                    |
| 6       | C R P F              | 249                                    | 27   | 13  | 263                                    |
| 7       | Chandigarh           | 1635                                   | 102  | 82  | 1655                                   |
| 8       | D & N Haveli         | 193                                    | 9  | 0   | 202                                    |
| 9       | D o L                | 44                                     | 29   | 14  | 59                                     |
| 10      | Daman & Diu          | 835                                    | 0  | 0   | 835                                    |
| 11      | I B                  | 116                                    | 32   | 16  | 132                                    |
| 12      | I T B P              | 171                                    | 22   | 49  | 144                                    |
| 13      | Lakshadweep          | 477                                    | 0  | 0   | 477                                    |
| 14      | M H A (P)            | 30                                     | 0  | 0   | 30                                     |
| 15      | N C R B              | 12                                     | 0  | 4   | 8                                      |



|              |       |             |            |            |             |
|--------------|-------|-------------|------------|------------|-------------|
| 16           | NICFS | 14          | 0          | 0          | 14          |
| 17           | NPA   | 16          | 0          | 0          | 16          |
| 18           | NSG   | 84          | 0          | 8          | 76          |
| 19           | RGI   | 270         | 71         | 57         | 284         |
| <b>Total</b> |       | <b>7248</b> | <b>687</b> | <b>731</b> | <b>7204</b> |

**STATUS OF THE ATNs ON IMPORTANT AUDIT OBSERVATIONS INCLUDED IN  
EARLIER ANNUAL REPORTS**

| SI No. | Year of Annual Report | No. of Paras/PAC reports on which ATNs have been submitted to PAC after vetting by Audit | Details of the Paras/PAC reports on which ATNs are pending      |  |   |
|--------|-----------------------|--|---|--|---|
|        |                       |  | Number of ATNs not sent by the Ministry even for the first time | Number of ATNs sent but returned with observations and audit awaiting their resubmission by the Ministry | Number of ATNs which have been finally vetted by audit but have not been submitted by the Ministry to PAC |
| 1.     | 2016-17               | 0  | 0   | 0  | 1   |
| 2.     | 2017-18               | 0  | 0   | 0  | 0   |
| 3.     | 2018-19               | 16   | 0   | 1  | 1   |

**Notes :**







सत्यमेव जयते

**GOVERNMENT OF INDIA**  
**MINISTRY OF HOME AFFAIRS**

Also Available on: <https://mha.gov.in/>